

OCTOBER 1996


# Electronics NOW<sup>®</sup>

Take a visit to  
**Virtual  
Instrumentation**  
and see the future  
of test gear

Field testing oscilloscopes  
is a snap after you build the  
**Fast Pulser**

Build The  
**Jammix**  
and play with the  
guitar greats

Can't find vintage audio gear?  
**Where Has All The  
Good Stuff Gone?**



\$3.50 U.S.  
\$3.95 CAN.

#BXNBQWF\*\*\*\*\* 5-DIGIT 95066  
#BRK6041S094 8#303176 OAP42  
JUN 97  
CHRIS BARKER 10EN

A GERNSBACK  
PUBLICATION

Rugged.

Reliable.

100 MHz scope.

But one new

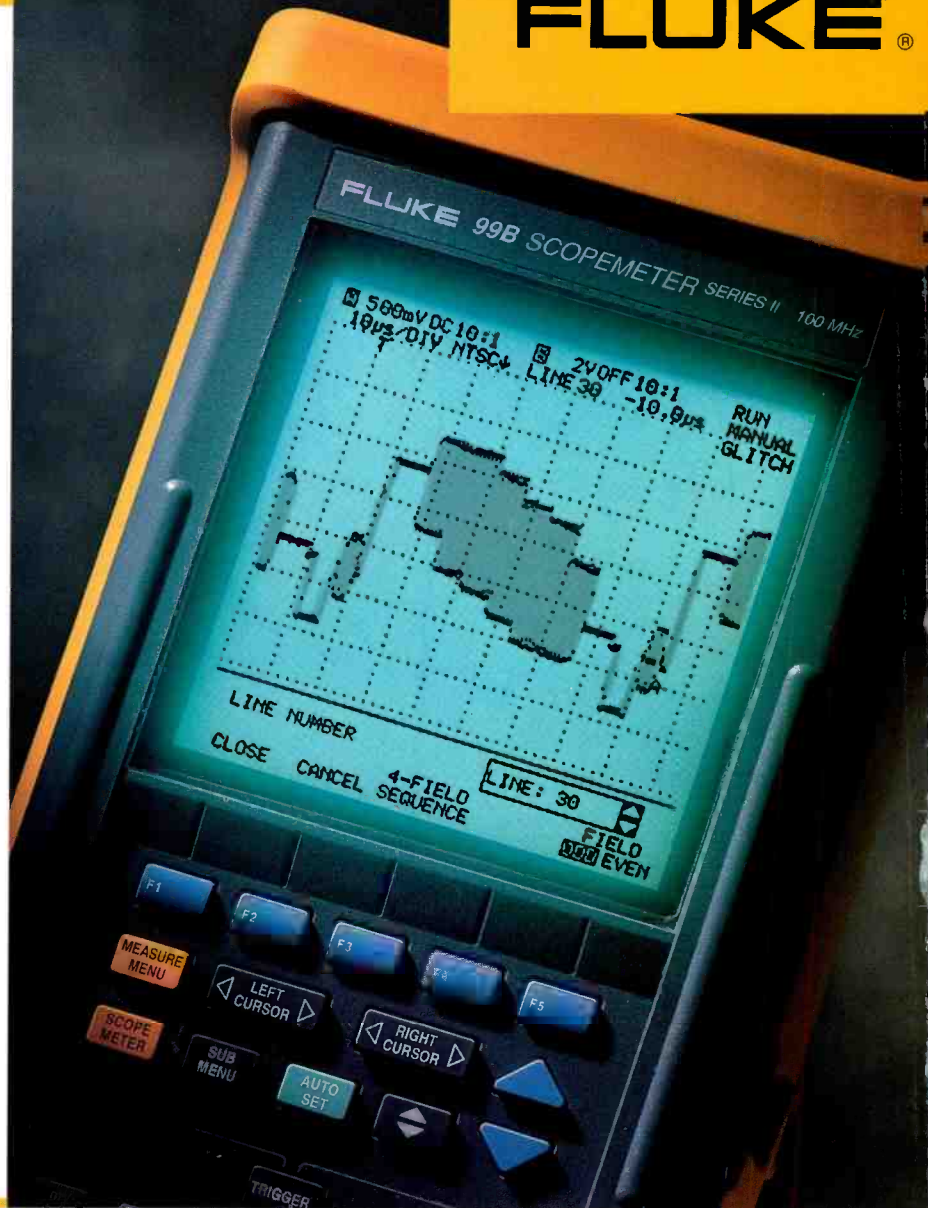
feature really

stands out.



(Here's a hint.)

**FLUKE**®



The new ScopeMeter® 99B test tool, now with a 10X brighter screen.



Daylight or darkness. Indoors or out. No matter where you're troubleshooting, it's easier with our new ScopeMeter 99B. It's the same rugged, dependable, hand-held scope you know, only it's much easier to read — thanks to a new cold cathode fluorescent screen that's literally 10 times brighter.

It's also much more accurate, with its 100 MHz bandwidth and

5 Gigasamples/second repetitive sampling rate. There's even 30k of deep memory, a new time and date clock feature, plus longer lasting performance with up to 4 hours of battery life.

It's time you saw the light yourself. To get your hands on the powerful new ScopeMeter 99B, call Fluke today at 1-800-44-FLUKE. Or visit our web site at [www.fluke.com](http://www.fluke.com).



©1996 Fluke Corporation. P.O. Box 9090, M/S 250E, Everett, WA, USA 98206-9090. U.S. (800) 44-FLUKE or (206) 356-5400. Canada (905) 890-7600. Europe (31 40) 2 678 200. Other Countries (206) 356-5500. All rights reserved. FLU-116-100

CIRCLE 121 ON FREE INFORMATION CARD

[www.americanradiohistory.com](http://www.americanradiohistory.com)

# What's better than speed reading? *Speed Learning.*

Speed Learning has replaced speed reading. It's a whole new way to read and learn. It's easy to learn...lasts a lifetime... applies to everything you read. It may be the most productive course you've ever taken.

Do you have too much to read and too little time to read it? Do you mentally pronounce each word as you read? Do you frequently have to go back and reread words, or whole paragraphs, you just finished reading? Do you have trouble concentrating? Do you quickly forget most of what you read?

If you answer "Yes" to any of these questions — then here at last is the practical help you've been waiting for. Whether you read for business or pleasure, school or college, you will build exceptional skills from this major breakthrough in effective reading, created by Dr. Russell Stauffer at the University of Delaware.

**Not just "speed reading" — but speed reading — thinking — understanding — remembering — and — learning**

The new *Speed Learning Program* shows you, step-by-proven step, how to increase your reading skill and speed, so you understand more, remember more and use more of everything you read. The typical remark from over one million people taking the *Speed Learning* program is, "Why didn't someone teach me this a long time ago." They were no longer held back by their lack of skills and poor reading habits. They could read almost as fast as they could think.

## What makes *Speed Learning* so successful?

The new *Speed Learning Program* does not offer you a rehash of the usual eye-exercises, timing devices, and costly gadgets you've probably heard about in connection with speed reading courses, or even tried and found ineffective.

In just a few spare minutes a day of easy reading and exciting listening, you discover an entirely new way to read and think — a radical departure from anything you have ever seen or heard about. *Speed Learning* is the largest selling self-study reading program in the world. Successful with Fortune 500 corporations, colleges, government agencies and accredited by 18 professional societies. Research shows that reading is 95% *thinking* and only 5% eye movement. Yet most of today's speed reading programs spend their time teaching you rapid eye movement (5% of the problem), and ignore the most important part, (95%) *thinking*. In brief, *Speed Learning gives you what speed reading can't*.

Imagine the new freedom you'll have when you learn how to dash through all types of reading material at least twice as fast as you do now, and with greater comprehension. Think of being able to get on top of the avalanche of newspapers, magazines and correspondence you have to read...finishing a stimulating book and retaining facts and details



**FOR FASTER SHIPMENT CALL 1-800-729-7323 OR FAX 1-609-273-7766**

more clearly, and with greater accuracy, than ever before.

**Listen — and learn — at your own pace**

This is a practical, easy-to-learn program that will work for you — no matter how slow a reader you think you are now. The *Speed Learning Program* is scientifically planned to get you started quickly...to help you in spare minutes a day. It brings you a "teacher-on-cassettes" who guides you, instructs, and encourages, explaining material as you read. Interesting items taken from *Time Magazine*, *Business Week*, *Wall Street Journal*, *Money*, *Reader's Digest*, *N.Y. Times* and many others, make the program stimulating, easy and fun...and so much more effective.

Executives, students, professional people, men and women in all walks of life from 15 to 70 have benefited from this program. *Speed Learning* is a fully accredited course...costing only 1/4 the price of less effective speed reading classroom courses. Now you can examine the same easy, practical and proven methods at home...in your spare time...without risking a penny.

## Examine *Speed Learning* RISK FREE for 15 days

You will be thrilled at how quickly this program will begin to develop new thinking and reading skills. After listening to just one cassette and reading the preface, you will quickly see how you can achieve increases in both the speed at which you read, and in the amount you understand and remember.

You must be delighted with what you see, or you pay nothing. Examine this remark-

able program for 15 days. If, at the end of that time you are not convinced that you would like to master *Speed Learning*, simply return the program for a prompt refund. (See the coupon for low price and convenient credit terms.)

### RISK-FREE ORDER FORM

**YES!** I want to try *Speed Learning* for 15 days without risk. Enclosed is the first of 4 monthly payments of \$32.25\*. If I'm not completely satisfied, I may return it for a prompt refund.

**SAVE 8.00!** I prefer to pay the \$129.00 now, and save the \$8.00 shipping & handling charge. I may still return the program for a full refund.

**Method of payment:** (Federal Tax Deductible)

Check or money order payable to Learn Incorporated

Charge to:  Visa  MC  Am Ex  Discover

Card # \_\_\_\_\_ Exp. \_\_\_\_\_

Signature \_\_\_\_\_

Phone (\_\_\_\_\_) \_\_\_\_\_

Name \_\_\_\_\_

Address \_\_\_\_\_

City \_\_\_\_\_ State \_\_\_\_\_ Zip \_\_\_\_\_

\*Plus \$8.00 shipping and handling. U.S. funds only. For New Jersey residents, sales tax will be added.

**learn** Dept. LEC-01, 113 Gaither Drive, Mt. Laurel, NJ 08054-9987  
INCORPORATED

# CONTENTS

OCTOBER 1996

**ON THE COVER**

**33 A VISIT TO VIRTUAL INSTRUMENTATION**

Whether you are a professional or a hobbyist, test equipment often is central to your involvement with electronics. Now, however, the face and nature of test equipment is undergoing a profound change. Part of that change is due to the new PC-based test-instrument boards; even more important is the sophisticated new software that turns your PC and those instrument boards into a virtual test bench that is more powerful and versatile than anything that has come before. This month, we look at the state of the art in virtual instrumentation, learn about its advantages, and see what you need to get involved. — *TJ Byers*



**BUILD THIS**

**41 FAST PULSER SCOPE CALIBRATOR**



Use it to field test your oscilloscope, or to see if that used scope is really the

bargain it appears to be. — *Steven D. Swift*

**46 BUILD THE JAMMIX**



Play along with your favorite guitarists, without disturbing your neighbors.

— *William C. Hendry, IV*

**53 THE LISTENING CENTER**

Let two or more headphone listeners share a tape player or radio.

— *Michael A. Covington*

**55 BUILD A HOBBY SPECTRUM ANALYZER**

This month we start the construction. — *Bob Kopski*

As a service to readers, ELECTRONICS NOW publishes available plans or information relating to newsworthy products, techniques and scientific and technological developments. Because of possible variances in the quality and condition of materials and workmanship used by readers, ELECTRONICS NOW disclaims any responsibility for the safe and proper functioning of reader-built projects based upon or from plans or information published in this magazine.

Since some of the equipment and circuitry in ELECTRONICS NOW may relate to or be covered by U.S. patents, ELECTRONICS NOW disclaims any liability for the infringement of such patents by the making, using, or selling of any such equipment or circuitry, and suggests that anyone interested in such projects consult a patent attorney.

ELECTRONICS NOW, (ISSN 1067-9294) October 1996. Published monthly by Gernsback Publications, Inc., 500 Bi-County Boulevard, Farmingdale, NY 11735-3931. Second-Class Postage paid at Farmingdale, NY and additional mailing offices. Canada Post IPM Agreement No. 334103, authorized at Mississauga, Canada. One-year subscription rate U.S.A. and possessions \$19.97, Canada \$27.79 (includes G.S.T. Canadian Goods and Services Tax, Registration No. R125166280), all other countries \$28.97. All subscription orders payable in U.S.A. funds only, via international postal money order or check drawn on a U.S.A. bank. Single copies \$3.50. © 1996 by Gernsback Publications, Inc. All rights reserved. Printed in U.S.A.

POSTMASTER: Please send address changes to ELECTRONICS NOW, Subscription Dept., Box 55115, Boulder, CO 80321-5115.

A stamped self-address envelope must accompany all submitted manuscripts and/or artwork or photographs if their return is desired should they be rejected. We disclaim any responsibility for the loss or damage of manuscripts and/or artwork or photographs while in our possession or otherwise.


**TECHNOLOGY**

**50 WHERE HAS ALL THE GOOD STUFF GONE?**  
Remember all the great audio gear from yesteryear? Ever wonder what became of it? Learn the answers to that question, and how you can capture some treasures from the past before they are all gone. — *Gary McClellan*



**DEPARTMENTS**

**12 VIDEO NEWS**  
What's new in this fast-changing industry. — *David Lachenbruch*



**24 EQUIPMENT REPORTS**  
RadioShack DMM with computer interface.

**61 TECH MUSINGS**  
Magnetometer update, vacuum forming, and more. — *Don Lancaster*



**66 COMPUTER CONNECTIONS**  
Delphi and Visual Basic. — *Jeff Holtzman*

**68 AUDIO UPDATE**  
Hi-fi fixes, stealth tweaks, and bio EQ. — *Larry Klein*

**70 LASER EXPERIMENTS**  
Having some fun with laser light. — *Carl J. Bergquist*



**74 SERVICING**  
New digital storage scope has LCD display. — *Alex Barkume*

— **AND MORE** —

<b>4 EDITORIAL</b>	<b>26 NEW PRODUCTS</b>
<b>6 WHAT'S NEWS</b>	<b>77 NEW LITERATURE</b>
<b>15 Q&amp;A</b>	<b>120 ADVERTISING SALES OFFICE</b>
<b>22 LETTERS</b>	<b>120 ADVERTISING INDEX</b>

**Electronics NOW®**

Hugo Gernsback (1884-1967) founder

**LARRY STECKLER, EHF, CET,**  
Editor-in-chief and publisher

**EDITORIAL DEPARTMENT**

**CARL LARON,** editor  
**JOSEPH J. SUDA,** associate technical editor  
**JULIAN S. MARTIN,** associate editor  
**TERI SCADUTO,** assistant editor  
**JEFFREY K. HOLTZMAN,** computer editor  
**LARRY KLEIN,** audio editor  
**DAVID LACHENBRUCH,** contributing editor  
**DON LANCASTER,** contributing editor  
**MICHAEL A. COVINGTON, N4TMI,** contributing editor  
**EVELYN ROSE,** editorial assistant

**ART DEPARTMENT**

**ANDRE DUZANT,** art director  
**RUSSELL C. TRUELSON,** illustrator

**PRODUCTION DEPARTMENT**

**RUBY M. YEE,** production director  
**KATHRYN R. CAMPBELL,** production assistant  
**KEN COREN,** desktop production director  
**LISA BAYNON,** desktop production

**CIRCULATION DEPARTMENT**

**JACQUELINE P. CHEESEBORO,** circulation director  
**THERESA LOMBARDO,** circulation assistant

**REPRINT DEPARTMENT**

**MICHELE TORRILLO,** reprint bookstore

Typography by Mates Graphics  
Cover design by David Loewy

**Electronics Now** is indexed in *Applied Science & Technology Index*, and *Readers Guide to Periodical Literature*, *Academic Abstracts*, and *Magazine Article Summaries*.

Microfilm & Microfiche editions are available. Contact reprint bookstore for details.


**Advertising Sales Offices listed on page 120.**

Electronics Now Executive and Administrative Offices  
**1-516-293-3000.**  
Customer Service:  
**1-800-999-7139.**  
**7:00 AM - 6:00 PM M-F MST**



Audit Bureau  
of Circulations  
Member

# EARN YOUR B.S. DEGREE IN COMPUTERS OR ELECTRONICS



## By Studying at Home

Grantham College of Engineering, now in our 46th year, is highly experienced in "distance education"—teaching by correspondence—through printed materials, computer materials, fax, modem, and phone.

No commuting to class. Study at your own pace, while continuing on your present job. Learn from easy-to-understand but complete and thorough lesson materials, with additional help from our instructors.

Grantham offers three separate distance-education programs, leading to the following accredited degrees:

- (1) The B.S.E.T. with Major Emphasis in Electronics.
- (2) The B.S.E.T. with Major Emphasis in Computers.
- (3) The B.S.C.S. — the Bachelor of Science in Computer Science.

An important part of being prepared to *move up* is holding the right college degree, and the absolutely necessary part is knowing your field. Grantham can help you both ways—to learn more and to earn your degree in the process.

Write or phone for our free catalog. Toll free, 1-800-955-2527, or see mailing address below.

Accredited by  
the Accrediting Commission of the  
Distance Education and  
Training Council

**GRANTHAM**  
*College of Engineering*  
Grantham College Road  
Slidell, LA 70460

# EDITORIAL

## The Future of Test Equipment

Since its birth in the mid 1970s, the personal computer—and the microprocessor inside it—has changed and shaped our lives in countless ways. Nowhere is that more true than in electronics.

For example, buckets full of components can now be replaced by a single microprocessor or microcontroller and some lines of code. Engineers no longer need to breadboard countless circuit variations to see if a particular design is valid. Today's circuit-design software lets you create a schematic, and then input a signal and examine the circuit's behavior at nearly any point.

But what about on the test bench? Sure, much modern test gear now has a microprocessor as its heart and brains. And PCs are used to store and analyze information gathered by traditional test gear or PC-based test cards. But, until recently, the controlling software was limited in its scope and versatility.

That is all changing. Modern testing peripherals and graphical-programming techniques are turning the personal computer into the test gear itself. But it is test gear unlike anything we've seen to date. It is test gear that can adapt itself to virtually any task at hand. At one moment it might be a DMM; at the next, an oscilloscope; and later on, a signal generator. Or, it might be all of those, and more, at the same time.

What's the secret that makes it work? The answer is "Virtual Instrumentation," and the technology behind it is likely to change the nature of the electronics test bench forever. To learn more about it, turn to our article, "A Visit to Virtual Instrumentation." The future of test equipment begins on page 33.



Carl Laron  
Editor

Call for your  
FREE catalog!

# Your One Stop Component & Computer Source

Special Prices for  
Electronics Now  
Readers. Please  
mention VIP #OR6!

## Thermoelectric Cooler with Heat Sink

- Transfers heat from one side of the pump to the other resulting in a hot and cold side with differences up to 60°C
- Pumps 50 watts continuous @ 6 amps
- Size: Heat sink: 5.0"L x 5.0"W x 1.3"H  
Pump: 2.7"L x 1.8"W x 1.2"H



Part No.	Description	1-4	5-9
131975	Thermoelect. cooler...	\$29.95	\$26.95

## WAHL® FingerTip® Soldering Iron

Model #7495

- The FingerTip® soldering iron fits right on your finger allowing your hands to hold more, with less effort.
- Variable temperature: 425°F-900°F
- Includes FingerTip® iron, power supply, 1/2 mil pitch tip, fine tip, micro tip, and wiping sponge



Part No.	Description	1-4	5-9
132791	FingerTip solder iron	NEW	\$139.95

## Analog Display Soldering Station

- Electronic temperature control from 200°F to 878°F
- Zero-voltage thyristor switching protects voltage and current sensitive devices such as CMOS ICs against voltage spikes
- Includes one P/N 35115, 1/16" tip



Part No.	Description	1-4	5-9
114569	Analog disp. station	Special	\$89.95

## Benchtop PC Board Solder Station

- Holds PC boards up to 13" wide.
- Can be adjusted by using press release and sliding support arm to hold desired size board
- Right hand soldering iron holder
- Size: 19.5"W x 8.8"D x 8.8"H



Part No.	Description	1-4	5-9
133065	PC board solder stat.	SALE	\$49.95

## REVEAL 4X Multimedia Bundle

The Mozart quad speed, Windows® compatible kit has everything you need to install and be up and running in minutes!

- Quad speed internal drive
- Mozart 16-bit sound card
- 20 watt shielded speakers with volume control
- Includes CD data and audio cables



Part No.	Description	1-4	5-9
132062	4X multimedia kit ...	SALE	\$139.95

## LOGICAL CUPL Software

CUPL Software is one of the world's most popular and comprehensive PLD/FPGA design software systems, with over 132871 132880 20,000 users. CUPL is a very versatile and powerful logic compiler that can be used to create simple or even very sophisticated logic designs for PLD's and FPGA's. CUPL runs either in DOS or in a DOS prompt within the Microsoft® Windows® environment.



132871: CUPL Starter Kit Supports 10 of the most popular PAL & GAL architectures. **SPECIAL**  
132880: PAL Expert Supports 75 of the most popular PAL, GAL, and PROM architectures.  
Part No. Description 1-4 5-9  
132871 CUPL starter kit ... Special \$89.95  
132880 PAL expert ... Special \$29.95

## PRECISION NAVIGATION, INC. Vector 2X Compass Modules

• Applications: vehicle mapping and tracking, robotics, HAM radios, camera positioning  
• Power supply: single 5 volt 126703  
• P/N 132901 is a mechanically gimbaled version of the Vector 2XT (P/N 126703), designed for tilt compensation



Part No.	Description	1-4	5-9
126703	Vector 2X module ...	\$49.95	\$44.95
132901	Vector 2XT module ...	99.95	89.95

## Jameco 26 Pc. Hobby Tool Set

• 6 screw-drivers (Phillips #0, #1, slotted 0.05", 0.08", 0.09", 0.12")  
• 10 bits: 5, 6mm, #No.1, #No.2, No.1, No.2, T-10, T-15, T-20, socket adapter  
• Handle • Stainless steel tweezers  
• Extension bar • Sockets: 5, 6, 8, 10mm  
• 4" long nose plier • 4" side cutter



Part No.	Description	1-4	5-9
99629	26 pc. tool set	\$19.95	\$17.95

## SL WABER® Surge Protectors

SurgeSentry 6 outlet  
• Ultimate 3-stage protection  
• No limit connected equipment guarantee  
• 62,525 amp spike suppression; 880 joules



Part No.	Description	1-4	5-9
133090	SurgeSentry 6 outlet	SALE	\$29.95
133081	DataGard 7-outlet	SALE	12.95

• \$1000 connected equipment guarantee  
• Standard 1-stage protection 133081  
• 13,000 amp spike suppression; 520 joules

Part No.	Description	1-4	5-9
133090	SurgeSentry 6-outlet	SALE	\$29.95
133081	DataGard 7-outlet	SALE	12.95

**JAMECO**  
ELECTRONIC COMPONENTS  
COMPUTER PRODUCTS  
© 1996 Jameco 10/96

New Hours:  
5:30am - 5:30pm PST



1355 Shoreway Road  
Belmont, CA 94002-4100  
FAX: 1•800•237•6948 (Domestic)  
FAX: 415•592•2503 (International)  
E-mail: info@jameco.com  
http://www.jameco.com

Call for your FREE catalog!



Call 1-800-831-4242 to order today!

## JAMECO 3 1/2-Digit Pocket Multimeter

- Measures: AC/DC voltage, A DC, HFE and resistance
- DC voltage: 200mV, 2V, 20V, 200V, 1000V
- AC voltage: 200V, 750V
- Resistance: 200Ω, 2kΩ, 20kΩ, 200kΩ, 2MΩ
- DC current: 200mA, 2mA, 20mA, 200mA, 10A • Diode test • Transistor HFE
- Removable test leads



Part No.	Description	1-9	10-24
119212	Pocket meter w/ test	Special	\$17.95

## Power Leap Upgrade Adapter

For 486SX/DX/DX2 to 586-100/120

- Supports 5V 486 motherboards
- 586-XXX chip not included
- Supports 64-bit X86 compatible processor with 16KB write-back cache
- 100 and 120MHz core speeds with 33, 40 and 50MHz bus options (BIOS written before 1995, will only work with AMD CPUs)
- Includes manual and 3.5" utility/test disk



Part No.	Description	1-4	5-9
131941	Upgrade adapter	SALE	\$49.95

## Jameco E(EPROM) Programmiers

Part No. Description 1-4 5-9

101400	1 socket 16Kbits-512Kbits E(EPROM) prog. ....	\$129.95	\$119.95
--------	---	----------	----------

78465	4 socket 16Kbits-2Mbits E(EPROM) prog. ....	Closeout	229.95
-------	---	----------	--------

78457	1 socket 16Kbits-2Mbits E(EPROM) prog. ....	199.95	179.95
-------	---	--------	--------

## 7400 Series Integrated Circuits

Part No.	Product No.	1-9	10-99	100
48979	7400	\$4.49	\$4.45	\$3.99
49015	7402	.39	.35	.29
49040	7404	.49	.45	.39
49091	7406	.45	.39	.35
49120	7407	.45	.39	.35
49146	7408	.49	.45	.39
50235	7432	.49	.45	.39
50374	7442	.59	.55	.49
50403	7445	1.19	1.09	.99
50420	7447	1.19	1.09	.99
50454	7448	3.95	3.49	2.95
50551	7474	.49	.45	.39
50577	7475	.89	.79	.69
50593	7476	1.09	.99	.89
50631	7483	.99	.89	.79
50665	7486	.69	.59	.49
50681	7489	3.95	3.49	2.95
50690	7490	.99	.89	.79
50745	7493	.89	.79	.69
49322	74121	1.09	.99	.89
49357	74123	1.19	1.09	.99
49373	74125	1.29	1.19	1.09
49488	74147	4.95	4.75	4.45
49509	74150	1.95	1.75	1.55
49568	74154	2.95	2.75	2.49
49621	74159	1.75	1.55	1.35
49891	74190	2.95	2.75	2.49
49912	74192	1.75	1.55	1.35
49939	74193	1.75	1.55	1.35
49955	74194	1.75	1.55	1.35

## PARALLAX 7 PIC16C5x/xx Programmer Pack

Programs, reads & verifies PIC16C5x/xx devices!




- Supports PICs: 54, 55, 56, 57, 58, 620, 621, 622, 61, 62\*, 63\*, 64\*, 65\*, 71, 72\*, 73\*, 74\* and 84\*
- Requires 40-pin ZIF adapter (\$49.95)
- Requires IBM PC or compatible with parallel port, DOS 2.0 or better
- Includes programmer, 8051-like assembler, software simulator and application notes

Part No.	Description	1-4	5-9
132898	PIC prog. pack	Special	\$99.95

## PARALLAX 7 Basic Stamps

Basic Stamps are small computers using a variation of BASIC, called PBASIC to control execution of many applications. The BS1-IC has 8 I/O lines, while the BS2-IC has 16 I/O lines.



Specifications:

	BS1-IC	BS2-IC
EEPROM	256 bytes	2048 bytes
RAM	14 bytes	26 bytes
Max. prog. length	80 instructions	500 instructions
Clock speed	4MHz	20MHz
Program speed	2000/sec.	4000/sec.
Max I/O speed	2400 baud	50K byte
Package	14-pin SIP	24-pin DIP
PC Interface	Parallel	Serial
Size	1.4"L x 0.4"W	1.2"L x 0.6"W

Part No.	Description	1-4	5-9
127693	BS1-IC	SALE	\$34.95
130892	BS2-IC	SALE	49.95

## Resistor Assortments

Part No. Description 1-9 10-24

107836	1/2W carbon film 5 each 70 values (from standard 161 values, every other value from R10Ω-R5.6MΩ) 350 pcs.	\$12.95	\$11.49
--------	---	---------	---------

107861	1/2W carbon film resistors 100 each standard 161 values (16,100 pcs.)	179.95	161.95
--------	---	--------	--------

10719	1/4W carbon film 5 each 70 values (from standard 161 values, every other value from R10Ω-R5.6MΩ) 350 pcs.	9.95	8.95
-------	---	------	------

10655	1/4W carbon film resistors 100 each standard 161 values (16,100 pcs.)	119.95	107.95
-------	---	--------	--------

108281	1/8W carbon film 5 each 70 values (from standard 161 values, every other value from R10Ω-R5.6MΩ) 350 pcs.	10.95	9.95
--------	---	-------	------

108311	1/8W carbon film resistors 100 each standard 161 values (16,100 pcs.)	149.95	134.95
--------	---	--------	--------

108311	1/8W carbon film resistors 100 each standard 161 values (16,100 pcs.)	149.95	134.95
--------	---	--------	--------

108311	1/8W carbon film resistors 100 each standard 161 values (16,100 pcs.)	149.95	134.95
--------	---	--------	--------

108311	1/8W carbon film resistors 100 each standard 161 values (16,100 pcs.)	149.95	134.95
--------	---	--------	--------

108311	1/8W carbon film resistors 100 each standard 161 values (16,100 pcs.)	149.95	134.95
--------	---	--------	--------

108311	1/8W carbon film resistors 100 each standard 161 values (16,100 pcs.)	149.95	134.95
--------	---	--------	--------

108311	1/8W carbon film resistors 100 each standard 161 values (16,100 pcs.)	149.95	134.95
--------	---	--------	--------

108311	1/8W carbon film resistors 100 each standard 161 values (16,100 pcs.)	149.95	134.95
--------	---	--------	--------

108311	1/8W carbon film resistors 100 each standard 161 values (16,100 pcs.)	149.95	134.95
--------	---	--------	--------

108311	1/8W carbon film resistors 100 each standard 161 values (16,100 pcs.)	149.95	134.95
--------	---	--------	--------

108311	1/8W carbon film resistors 100 each standard 161 values (16,100 pcs.)	149.95	134.95
--------	---	--------	--------

108311	1/8W carbon film resistors 100 each standard 161 values (16,100 pcs.)	149.95	134.95
--------	---	--------	--------




# WHAT'S NEWS

A REVIEW OF THE LATEST HAPPENINGS IN ELECTRONICS

## Smallest Dual-in-Line Packages

A family of semiconductor packages developed by Texas Instruments (Dallas, TX) requires approximately 40% to 60% less board space than comparable, previous-generation SSOPs (Shrink Small Outline Packages). The new Thin Very Small Outline Packages (TVSOPs) will allow designers of portable computer and communications products to create smaller systems with improved performance.

TVSOPs feature a lead pitch of 0.4mm and meet the 1.2mm height restriction of the PCMCIA (Personal Computer Memory Card International Association) standard for credit-card-size add-on modules for notebook and



TEXAS INSTRUMENTS' THIN VERY SMALL OUTLINE PACKAGES (TVSOPs), which require about half the board space of Shrink Small Outline Packages (SSOPs), will allow engineers to design smaller, higher performance portable computers.

laptop computers. They are made using TI's multi-layer palladium lead-plating process, which assures the most consistent soldering and manufacturing performances. The TVSOP family features packages with 14, 16, 20, 24, 48, 56, 80, and 100 pins. TVSOPs with 14 to 56 pins have lower inductance than TSSOPs (Thin Small Outline Packages)

and SSOPs. Devices placed in the packages with lower inductance will achieve greater speeds and improved performance.

The first TVSOP devices, which will be made by TI's Advanced Systems Logic group, will include high-performance 5-volt (ABT and AHC) and 3.3-volt (ALVC and LVC) logic families.

## Super-CAD Car Design

Ford Motor Company (Dearborn, MI) will use the world's most powerful supercomputer—an IBM RS/6000 SP—to reduce the time it takes to bring new cars to market. The computer is located at the Cornell Theory Center (CTC) in Ithaca, New York. Ford is a new member of CTC's Corporate Partnership Program.

The physical prototyping of automotive parts and components is not only time-consuming and expensive, but also limits the number and accuracy of the scenarios that engineers can initiate. High-performance computing (HPC) replaces physical parts prototyping with numerical simulations.

"We're eager to scale up the numerical simulations to help system design," explained George Shih, a supervisor in Ford's Advanced Vehicle Technology group. "HPC will help us reduce the time from initial design to a new car rolling off the assembly line." Streamlining the design process is crucial to ensure U.S. auto industry competitiveness in a global market.

"Our 512-node IBM RS/6000 SP and new high-performance storage system offer the industry a unique, scalable environment to develop and test solutions to complex engineering problems ranging from computational fluid dynamics to crash simulations," said Malvin H. Kalos, CTC's director.

Ford's simulations will include under-body, under-hood, power trains, and exteriors. Software will be tested for scalability and performance.

## New Jersey Research Center

Last spring in Lyndhurst, New Jersey, Daewoo Electronics Company, Ltd. (Seoul, Korea) established an advanced research center for the development of next-generation non-memory semiconductors, digital-broadcasting systems, multimedia software and hardware, and futuristic consumer-electronics products such as high-definition and digital VCRs. The company plans to invest a total of \$30 million over a five-year period in Daewoo Electronics Research Center in America (DERCA), which is expected to employ 60 local researchers this year and increase that number to 100 in 1997.

Daewoo's Technical Center in Korea and the new U.S. research center will work in cooperation with the David Sarnoff Research Center on the development of non-memory chips. DERCA will also work with Daewoo's local sales subsidiary in New Jersey and its production plants in Mexico to form the first stage of a pan-American network of research, production, and sales facilities.

## Lassie, Come Home

The HomeAgain Animal-Companion Retrieval system uses microchips implanted into dogs and cats to provide permanent identification for recovering lost or stolen animals. The microchip is part of a 24-hour, nationwide system that already includes an estimated 61,000 animals and has been responsible for some 620 recoveries since it was launched a little over a year ago. The American Kennel Club (AKC) manages the retrieval system database.

A rice-sized transponder is injected into the scruff of the animals neck. Available through veterinarians, the microchip is programmed with a unique code that is displayed when read by a hand-held scanner. The system can be



Two ways to fit a 100 MHz  
benchtop scope in your hand.



Bigger hands.



TekScope™



Got huge hands? Then you can probably lug a benchtop scope around the field. For the rest of us, there's TekScope™, the first hand-held with true 100 MHz bandwidth and 500MS/s sample rate on both channels. It's got the familiar Tek interface, a bright, backlit display and is priced at just \$2195 MSRP. Call 1-800-479-4490, action code 709, or visit our Web site at <http://www.tek.com>.

**Tektronix**

used in dogs of all ages and cats that are at least six months old.

## Speeding Up World's Fastest Web Site

Walnut Creek CD-ROM's Web site, the largest and most active Internet site, has been upgraded with a 100-megabit link—making it the site with highest bandwidth as well. The server is a 150-MHz Pentium-Pro computer running FreeBSD Unix, a high-performance multitasking operating system designed for internet users.

The site provides free access to more than 72 gigabytes of high-quality software, shareware, and information. During the first three months of 1996, more than 300,000 downloaded a total of 29 million files—more than six trillion bytes of information. The site is home to the Simtel collections of Windows and MS-DOS software, the Slackware Linux project, the Blackhawk Windows 95 collection, and the NewT Windows NT archive. It also contains collections of Unix programs, images, and technical

documents. Walnut Creek CD-ROM's Web site can be reached at <http://www.cdrom.com> or <ftp.cdrom.com>.

## Computerworld Smithsonian Award to General Motors

The 1996 Computerworld Smithsonian Award (CSWA) for technology innovation in transportation went to General Motors (Troy, MI) for its OnStar vehicle integrated service system. The award cites OnStar for "its innovative application of technology for the auto industry which is destined to change our driving experience forever."

OnStar, which will be available on most 1997 Cadillac models, uses three technologies to provide several safety, security, and convenience features. Global Positioning System (GPS) satellite technology provides vehicle location; a hands-free, voice activated cellular phone transfers voice and data between the car and the 24-hour OnStar Center; and an integrated vehicle system built into the car links OnStar to all of the car's on-board computers, allowing the system to remotely unlock doors, detect when an airbag deploys, and report when a car is being stolen.

The OnStar technology will be included in "The Information Age: People, Information and Technology," a permanent exhibit at the Smithsonian Institution that has been visited by more than 3 million people. OnStar will also have a page on the Innovative Network (<http://innovate.si.edu>), the CWSA Web site.

## Alliance for Internet-Ready Products

National Semiconductor Corporation (Santa Clara, CA) is using technology from Sun Microsystems' (Mountain View, CA) JavaSoft business unit to provide a new generation of Internet-enabled products that will combine JavaOS with National's embedded processor and analog mixed-signal technologies. The result will be products with built-in connectivity, such as the iPhone, a full-featured telephone with built-in Internet access, which National is developing with recent spinoff InfoGear Technology Corporation

(Redwood City, CA).

"We believe that the market for consumer information appliances is huge," said Robert Marshall, CEO of InfoGear. "Bringing Java to the embedded world will provide the iPhone with a rich and growing software development base. Together, [our three companies] combine the consumer device with software and silicon solutions that will quickly bring the iPhone to the marketplace and stimulate volume production."

The potential ramifications of this technology are embedded systems designs that allow large-scale functionality and connectivity. The technology will address the changing needs of OEM customers who want to build a new generation of products that can be controlled, monitored, and reprogrammed via networks. Applications include consumer products, wide area networks, remote access, and multifunctional office equipment.

## Added Support For CompactFlash

As of June 10, 21 new members had joined the CompactFlash Association (CFA), bringing the total number of members to 44. The CFA promotes the adoption of CompactFlash as a new industry standard for removable digital storage. The new members are prominent companies in the computing, semiconductor, connector, component, imaging, communications, and consumer-electronics fields, including major players such as Konica, MCCI, Mitsubishi, Psion, Sanyo, Siemens Nixdorf, and TDK. They join CFA founders Apple Computer Inc., Canon, Eastman Kodak Company, Hewlett-Packard, LG Semicon, Matsushita, Motorola, NEC, Polaroid, SanDisk, Seagate, and Seiko Epson.

The CompactFlash storage card is a tiny, removable data-storage system introduced in October 1994 by SanDisk. It meets all PCMCIA standards, and can be easily slipped into a low-cost, passive Type II adapter card that then can be used to move digital data, images, and audio to any standard PC card slot in computers, printers, set-top boxes, and other electronics platforms. CompactFlash provides the lowest cost flash storage solution for capacities of 2MB and above, and can operate at either 3.3 or 5 volts.

EN

**ATTENTION!  
ELECTRONICS  
TECHNICIANS**

**EARN YOUR  
B.S.E.E.  
DEGREE**



**THROUGH HOME STUDY**

Our Highly Effective Advanced-Placement Program for experienced Electronic Technicians grants credit for previous Schooling and Professional Experience, and can greatly reduce the time required to complete the program and reach graduation. No residence schooling required for qualified Electronic Technicians. Through our Special Program you can pull all of the loose ends of your electronics background together and earn your B.S.E.E. Degree. Upgrade your status and pay to the engineering level. Advance rapidly! Many finish in 12 months or less! Students and graduates in all 50 states and throughout the world! Established Over 50 Years! Write or call for free Descriptive Literature. (601) 371-1351

**COOK'S INSTITUTE  
OF ELECTRONICS ENGINEERING**



4251 CYPRESS DRIVE  
JACKSON, MISSISSIPPI 39212

CIRCLE 58 ON FREE INFORMATION CARD

# GET HERE.

**FREE**  
 One Year Subscription  
 of *Electronics Now*  
 When You Enroll in Any  
 CIE or World College  
 Program!

## LEARN A SKILL YOU ENJOY... ...THEN FIND A JOB THAT HAS A FUTURE.

**Everyone has to start somewhere.**

As 150,000 CIE graduates have discovered, independent-study from The Cleveland Institute of Electronics can get you where you want to be. In a secure, financially rewarding, exciting career field of your choice.

Since 1934, CIE has been on the forefront of an ever expanding technological revolution.



**Industrial Robotics**

ment. CIE's curriculum is unique from other independent-study schools in the respect that we not only provide hands-on training utilizing today's technology we also instill the knowledge and understanding of why technology works the way it does. This is the foundation upon which every CIE graduate can trace their success back to and in which CIE's reputation as a quality learning facility is based on.



**Project Engineer**

Independent study is not for everyone. But, if you have the desire, the basic intellect and the motivation to succeed, CIE can make it happen. Our learning program is patented and each lesson is designed for independent study while our instructors are available to assist you whenever you feel you need help. In fact, CIE's curriculum is so well respected many Fortune 1000 companies utilize it for their own employees.



**Telecommunications**

CIE offers personalized training to match your background with over ten career courses, an Associate Degree Program and a Bachelor Degree Program through our affiliation with World College. And every CIE graduate got started

in a successful career the same way you can...by sending for your free CIE course catalog and judging for yourself if CIE's for you.



**Computer Programming**

# START HERE...



**Electronics**

Back then it was radio and TV, today it's computer technology, programming and the electronics that make it all possible. Today and yesterday's similarities are

uncanny... Employers are looking for qualified applicants to hire and having a hard time finding them.

Students at CIE receive the training and the education needed to get hired and to succeed in challenging fields such as computer programming, robotics, broadcast engineering, and information systems manage-

**YES!** Please send me more information on:

- CIE's Associate Degree Program
- CIE's Computer Programming Course
- CIE's 12 Career Courses
- World College's Bachelor Degree Program

AE91

Name \_\_\_\_\_

Address \_\_\_\_\_

City \_\_\_\_\_

State \_\_\_\_\_ Zip \_\_\_\_\_

Phone: \_\_\_\_\_

Check for G.I. Bill Details

Active Duty  Veteran



*It's More Than Just Training...  
 ...It's an Education.*

1776 East 17th Street  
 Cleveland, OH 44114  
 (216) 781-9400 • 1-800-243-6446



# VIDEO NEWS

WHATS NEW IN THE FAST-CHANGING VIDEO INDUSTRY

BY DAVID LACHENBRUCH

## HDTV Chipset

Two semiconductor manufacturers have announced the joint development of a five-chip set that they say could make possible mass production of digital HDTV in 1998—and at a reasonable price. Mitsubishi in Japan and Lucent in the U.S. made the announcement. Lucent is the former manufacturing and R&D arm of AT&T, and its chips have been developed by its Bell Laboratories operation. Bell Labs made major contributions to the establishment of the original U.S. standards for monochrome and color TV.

The chips are designed to “perform all the functions needed for next-generation high definition TV sets for the U.S. market,” the companies said. Both plan to sell chips to receiver makers, and Mitsubishi has already announced its first customer: its own TV-manufacturing operation. The chips will combine some 10-million transistors and associated circuits. The first samples are due in early 1998, and production quantities later that year.

The chipset will consist of: (1) a demodulator to separate digital signals from the analog carrier; (2) a demultiplexer to separate audio from video signals; (3) an image encoder to decompress the encoded video signal; (4) an audio decoder to accomplish the same function with the audio signal; and (5) a display processor to transform the video signals to the proper format for the display used (CRT, projection system, plasma display, etc.).

The chips are designed for the Grand Alliance system—the digital HDTV system developed jointly by broadcasters, manufacturers, and research companies, and the subject of widespread tests. At our deadline, strong pressures were being exerted to derail the system. One group in Congress is demanding that the FCC abandon any effort to set standards for HDTV, on the grounds that any

standard would freeze technology at today's standards.

A group representing some computer manufacturers is insisting that the FCC reject the Grand Alliance's provision for both progressive and interlaced scanning and permit progressive scanning only, on the grounds that interlaced scanning isn't compatible with computers. TV broadcasters and manufacturers argue that if the FCC doesn't set a standard, it will kill HDTV forever, and that abandoning interlaced broadcasting will make it difficult to manufacture inexpensive TV sets (such as small-screen models). They add that progressive scan also would be used to feed better pictures to higher-priced sets.

## Sony's Video Eyeglasses

Sony has introduced a “personal head-mounted LCD monitor” in Japan for viewing images from a VCR, TV, or video CD. The “Glasstron” is priced at the equivalent of about \$800. It contains two 0.7-inch color LCDs, each with 180-pixel resolution, which Sony says provides the equivalent of a 52-inch monitor viewed from six feet. A “see-through” function electrically changes the degree of transparency of the LCD to produce the illusion of watching an image hanging in mid-air. The system incorporates a stereo headset. A companion portable video CD player costs around \$300. Sony says that it has no plans to offer Glasstron in the U.S.

## Two-Way Wireless Cable

“Wireless cable,” or multiple microwave distribution systems (MMDs), by definition, would seem to be a one-way medium. However, American Telecasting has completed a test in Lakeland, Florida, of a system that delivers two-way, high-speed data service and Internet access using cable modems. The system used

Zenith cable modems, at 500 kbps, and proved that wireless cable can operate at the same speeds as the fastest wired cable modems, the company says.

The tests used \$20 antennas and off-the-shelf transceivers. Subscribers in various sectors use two different transmitter frequencies, with both channels reused 24 times, each feeding a small arc. If transmitting arcs are as small as 7.5 degrees, each wireless cable system can handle up to 100,000 customers with just two transmitting frequencies, American Telecasting estimates.

## “Micromirror” Projection TV

The magic word in the world of projection video these days is “Micromirror.” More than a dozen projectors have been displayed that use Texas Instruments' Digital Micromirror Device (DMD) for ultra-bright digital pictures. The first projectors are designed for industrial use, but consumer models are on the way.

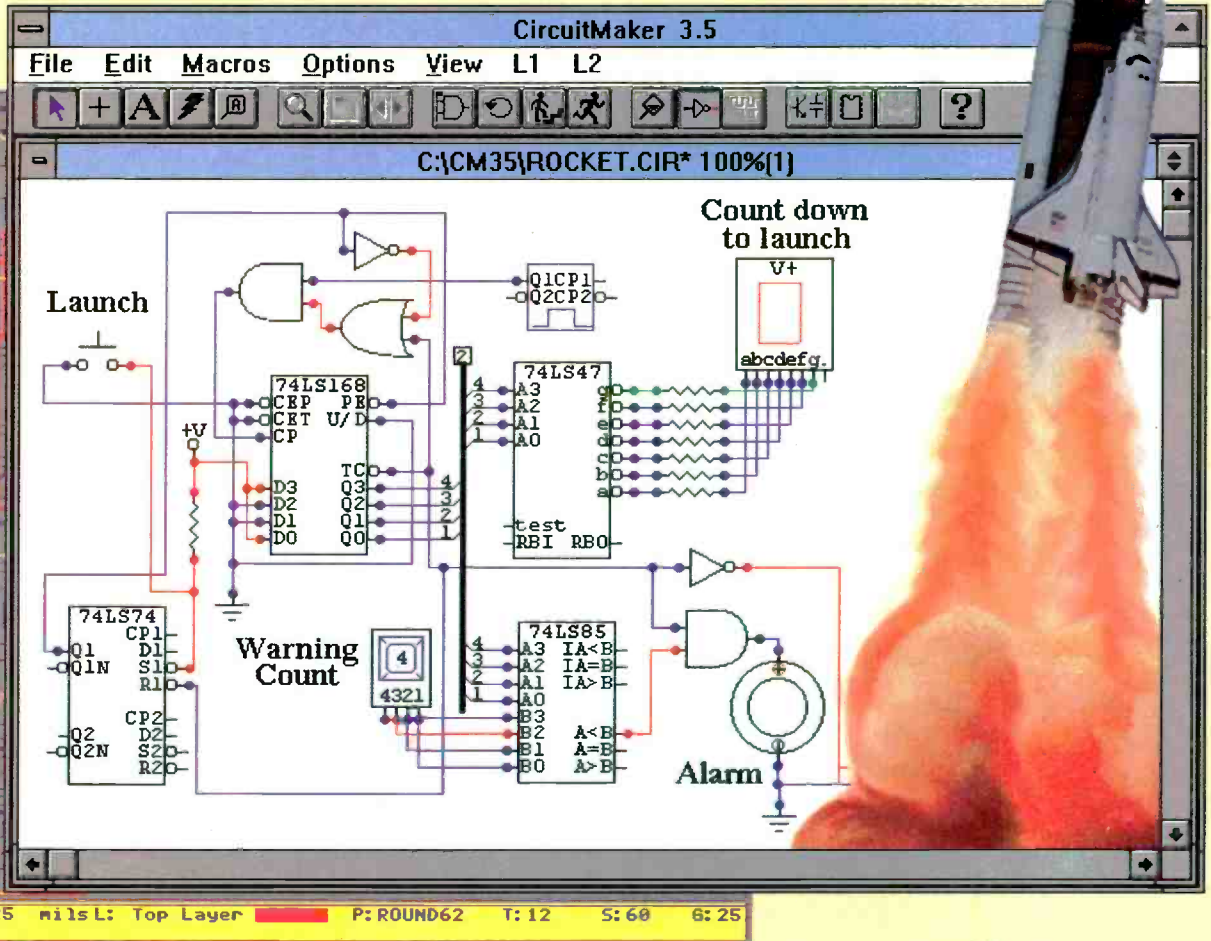
Projectors using TI's DMD chips are identified by the trademark and logo “DLP” (for Digital Light Processing). DMD chips are made on standard semiconductor manufacturing equipment. Each one contains about 500,000 hinged microscopic mirrors that can be activated mechanically to reflect light into a lens by the application of a voltage. The most impressive DMD projector is the one about to be marketed by Digital Projection Company, using three chips and producing a theater-sized picture with brightness and resolution rivaling that of 35mm film. Sony and Electrohome have also shown 3-chip systems.

Portable projectors using single-chip systems have been demonstrated by ten other manufacturers, principally for display of computer data, and several are now on the market. Runco and Vidikron both plan systems for high-end home-theater installations, at just under

# CircuitMaker<sup>®</sup>

## The Virtual Electronics Lab<sup>™</sup>

where you can launch today's electronics project into tomorrow and beyond...



### TraxMaker<sup>™</sup>

- DOS version only \$299
- 30 day satisfaction guarantee
- user definable "Design Rules"
- imports CircuitMaker PCB netlist
- automatic or manual routing of tracks
- 8 layer, 32" x 32" maximum board size
- automatic or manual component placement

*New Product*

### CircuitMaker<sup>®</sup>

- still only \$299
- PCB netlist export
- includes 1500+ devices
- SPICE netlist import/export
- 30 day satisfaction guarantee
- professional schematic features
- digital, analog and mixed-mode simulation

*New Windows 95/NT/3.1x Versions*

Call now to order your complete circuit design system or request additional information:

**800-419-4242**

**MicroCode Engineering**  
573 W. 1830 N. Suite 4  
Orem, UT 84057 USA  
Phone (801) 226-4470  
FAX (801) 226-6532



**FREE ON-LINE DEMO:**  
AOL; file search, CircuitMaker  
CompuServe; GO MICROCODE  
Internet; <http://www.microcode.com>  
All trademarks are the property of their owners.

CIRCLE 128 ON FREE INFORMATION CARD

[www.americanradiohistory.com](http://www.americanradiohistory.com)

\$10,000. The first two-chip system is being demonstrated by Projectavision, whose Digital Home Theater, slated to sell at \$7000 to \$9000, is convertible from rear to front projection by removing the portable projector from its cabinet and changing the lens.


There are indications that TI won't be alone for long in the microscopic mirror semiconductor business. Japan's Hitachi and America's Raychem have joined forces to develop a mirror semiconductor, but unlike TI's moving mirrors, theirs are fixed. Their reflectability is determined by applications of modulating voltages rather than physically

tilting the mirrors. Raychem says that assures the brightest possible, least expensive display.

Another microscopic mirror semiconductor has been developed by California-based Aura Systems and licensed to Korea's Daewoo Electronics. Its Actuated Mirror Array (AMA), like the other two systems, consists of tiny mirrors mounted on a semiconductor. Unlike TI's DMD mirrors, which must be either on or off, Aura says that AMA's mirrors can be varied in light intensity by changing the tilt angle of each mirror. The result, Aura claims, will be better brightness at lower cost.

EN

# WAVE GOODBYE TO PRICEY TEST EQUIPMENT



GoldStar offers a comprehensive line of affordable Analog and Digital Storage Oscilloscopes for your diagnostic needs.

- Signal Delay Lines
- Variable Holdoff
- TV Sync
- Max. Sweep Time of 2ns/div.


Digital Storage with CRT Readout and Cursor Control	Analog CRT Readout and Cursor Control	Analog
OS-3020: 20 MHz, 20 MS/s OS-3040: 40 MHz, 20 MS/s OS-3060: 60 MHz, 20 MS/s	OS-902RB: 20 MHz, Delayed Sweep OS-904RD: 40 MHz, Delayed Sweep	OS-9020A: 20MHz, Basic OS-9040D: 40MHz, Delayed Sweep OS-9060D: 60MHz, Delayed Sweep OS-8100A: 100MHz, Delayed Sweep OS-9020G: 20MHz with 1MHz Function Generator

Don't forget the other sensibly priced instruments available from GoldStar (Sweep Function Generators, Frequency and Universal-Counters, Bench Power Supplies, and Bench and Handheld-Digital Multimeters).

 **LG Precision**  
The Sensible Source

13013 East 166th St., Cerritos, CA 90701 310-404-0101 fax: 310-921-6227

## You can Build Gadgets! Here are 3 reasons why!



**BP345—GETTING STARTED IN PRACTICAL ELECTRONICS \$5.95**

If you are looking into launching an exciting hobby activity, this text provides minimum essentials for the builder and 30 easy-to-build fun projects every experimenter should try with. Printed-circuit board designs are included to give your project a professional appearance.

**BP349—PRACTICAL OPTO-ELECTRONIC PROJECTS \$5.95**

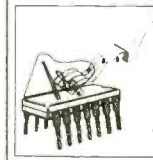
If you shun opto-electronic projects for lack of knowledge, this is the book for you. A bit of introductory theory comes first and then a number of practical projects which utilize a range of opto devices, from a filament bulb to modern infrared sensors and emitters—all are easy to build.



**Practical Electronic Music Projects**

**BP363—PRACTICAL ELECTRONIC MUSIC PROJECTS \$5.95**

The text contains a goodly number of practical music projects most often requested by musicians. All the projects are relatively low-in-cost to build and all use standard, readily-available components that you can buy. The project categories are guitar, general music and MIDI.



Mail to:

**Electronic Technology Today, Inc.**  
P.O. Box 240  
Massapequa Park, NY 11762-0240

**Shipping Charges in USA & Canada**

\$0.01 to \$5.00.....\$2.00	\$30.01 to \$40.00.....\$6.00
\$5.01 to \$10.00.....\$3.00	\$40.01 to \$50.00.....\$7.00
\$10.01 to \$20.00.....\$4.00	\$50.01 and above.....\$8.50
\$20.01 to \$30.00.....\$5.00	

Sorry, no orders accepted outside of USA and Canada. All payments must be in U.S. funds only.

Number of books ordered.

Total price of books.....\$ \_\_\_\_\_  
Shipping (see chart).....\$ \_\_\_\_\_  
Subtotal.....\$ \_\_\_\_\_  
Sales Tax (NYS only).....\$ \_\_\_\_\_  
Total enclosed.....\$ \_\_\_\_\_

Name..... \_\_\_\_\_  
Address..... \_\_\_\_\_  
City.....State.....ZIP..... \_\_\_\_\_

Please allow 6-8 weeks for delivery.



# Q & A

READERS QUESTIONS, EDITORS ANSWERS

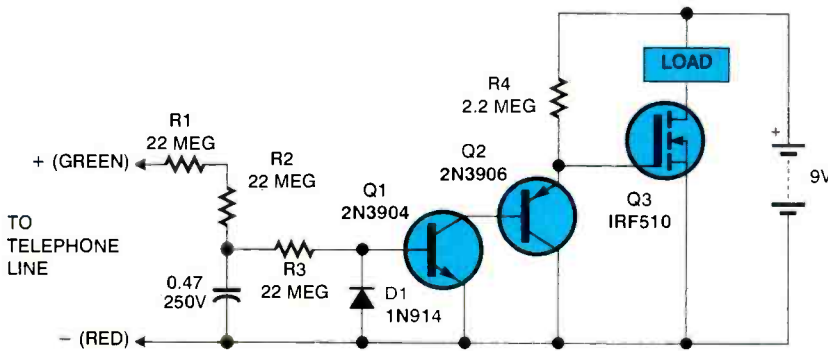
## Detecting Cut Phone Line

**Q** Would you please design a simple circuit to sound an alarm if my phone line is cut? It should switch a relay to trigger an alarm if the phone line voltage suddenly goes to zero. — J. H. G., Falmouth, MA

**A** Detecting a cut phone line can be an important function of an electronic security system. It's not uncommon for burglars to start their work by cutting the telephone line so that no one can summon help.

try. It uses two transistors in a Sziklai (complementary Darlington) configuration to detect currents as small as 0.05 microampere. Be sure to use transistors that are in good condition and free of leakage.

Components R1, R2, R3, and C1 smooth out momentary variations in voltage so the alarm doesn't trigger every time the telephone rings. If the voltage stays at zero for thirty seconds or more, the alarm should trigger. The load can be a piezo buzzer, an optocoupler, or a small relay.



**FIG. 1**—THIS CUT-PHONE-LINE-ALARM energizes if the line voltage drops to zero for more than a few seconds

Unfortunately, detecting a cut phone line isn't easy because the voltages on a normal phone line vary so much. The voltage is typically 48-volts DC when the telephone is on the hook, 2- to 15-volts DC during a conversation, 90-volts AC during ringing, and 200-volts DC when the telephone company is testing the line. Brief moments of 0 volts are common; what you really want to detect is a voltage that goes to zero and stays there.

A second restriction is that the cut-phone-line detector can't draw any appreciable current. Its impedance has to be higher than 50 megohms, or the telephone company will think it's a leaky cable.

Figure 1 shows a circuit you can

Because of the tiny currents it must detect, this circuit should be powered by its own 9-volt battery, with no direct connection to the rest of the burglar alarm. Otherwise a slight difference in ground potentials might cause the circuit to perform somewhat erratically.

## Printer Port Input?

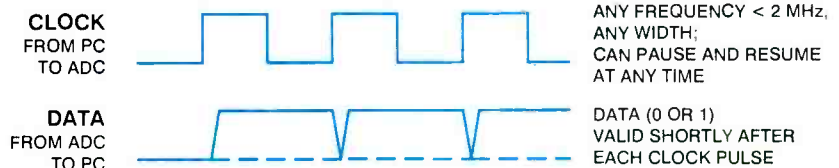
**Q** I have a program that uses bit 2 of the printer port to clock in data. How are they doing this? Are there other ways of inputting from the port? Is there some reference on the hardware? — M. S., Columbus, NE

**A** The parallel printer port of a PC works a lot like the bus of an 8-bit microprocessor. It uses 5-volt TTL logic levels and can interface to all sorts of microprocessor peripherals.

Most newer printer ports are bidirectional, which means that the 8 data lines can be used for input as well as output. Even the older unidirectional ports have several input lines for checking the printer status.

There are various DOS and BIOS services for printing, but the simplest way to access the printer port is to write data to its port address (hex 3BC, 378, or 278) and read status bits from the next higher address (3BD, 379, or 279 respectively). The OUT command and INP(...) function in BASIC and the port[...] array in Turbo Pascal accomplish that. Each of them transmits a byte at a time.

Many newer ICs don't need all eight data lines; they use a serial interface requiring just three wires—clock, data, and ground. To receive data, the PC sends pulses to the clock pin, and then, immediately after each pulse, looks for data on the data pin, as shown in Fig. 2. Three-wire serial interfaces are widely used with analog-



**FIG. 2**—THE TIMING DIAGRAM for a 3-wire serial communications port. The clock pulses tell the ADC when to deliver each bit of data. The third wire is ground.

to-digital converters (ADCs) and serial EEPROMs.

Unlike RS-232 serial ports, three-wire serial interfaces do not have a fixed baud rate; each pulse can be any length (above a certain minimum) and the computer can pause at any time. Thus, nothing goes wrong if a multi-tasking computer has to turn its attention to something else for a moment.

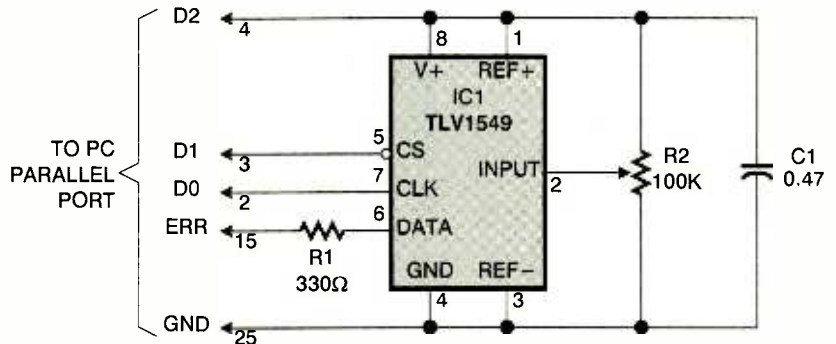
A working circuit that uses a PC parallel port to receive data from a 10-bit analog-to-digital converter (Texas Instruments TLV1549) is shown in Fig. 3; it uses the program in Fig. 4. Besides the three wires already mentioned, we use a fourth wire for reset (chip select) and a fifth one as a source of power. That's right—the TLV1549 uses so little current that it can be powered from a logic-level signal. In fact, if your printer port produces 5 volts (not all do), you can use the more common TLC1549. Resistor R1 reduces transmission errors by isolating the ADC from the cable capacitance; it may be unnecessary if the cable is short.

More information about parallel ports is available on Jan Axelson's web pages at <http://www.lvr.com>, which also includes code to do port I/O under Windows. See also *MicroComputer Journal*, May 1994, pp. 14-26; July 1994, pp. 69-78; September 1994, pp. 65-76; and Nov. 1995, pp. 32-35. Those articles are not available from us, since it's not our magazine, but your public library should be able to obtain copies. For still more sources of information, see the next question.

## PC Pinouts and Technical Data

**Q** Where can I obtain pinouts and signal specifications for the connectors used on personal computers, such as VGA, SVGA, RS-232, RS-422, RS-485, Centronics (printer), IDE (hard drives), AT and PS/2 keyboards, mice, and the TV standard for video and sound? —J. K., Beloit, WI

**A** Most bookstores have a few books on repairing PCs, but we assume you want to go deeper. One book you will find indispensable is *Pocket PCRef*, by T. J. Glover and M. M. Young (Sequoia Publishing, 1994). It gives



**FIG. 3**—THIS ANALOG-TO-DIGITAL CONVERTER transmits 10 bits of data to the PC through the PC's printer port, which also powers it.

most of those pinouts, along with memory and port maps, error codes, switch settings, and a huge table of hard disks by make and model with their parameters and settings.

To learn how a PC actually works, read *The Personal Computer from the Inside Out*, by M. Sargent and R. L. Shoemaker (Addison-Wesley). That is an update of a classic book from the 1980s. And for an electronic engineer's view of the PC, see the computer chapter in *The Art of Electronics*, by Horowitz and Hill (Cambridge University Press). Any good bookstore

should be able to order those books.

IBM technical manuals are a valuable but often-overlooked source of information; after all, IBM invented the PC. You can get a catalog of available manuals by calling 1-800-879-2755 or viewing IBM's web page, <http://www.pcco.ibm.com/desktop/pcd-cat.html>. If you find an original blue-covered PC XT or AT *Technical Reference* at a swap meet, snap it up; it's still the best source for some kinds of information. The original PC manual even included schematics.

Finally, note that most computer

```
' QBASIC program to read data from TLV1549 ADC

CLS
port = &H378 ' or 3BC or 278

' Initialize the TLV1549

OUT port, 6 ' binary 110: pwr on, CS high, CLK low
OUT port, 4 ' binary 100: pwr on, CS low, CLK low

' Take readings until the user presses a key

again:
' Clock in 10 bits, assemble into a binary number
' Note: First reading after initialization is invalid.
result = 0
FOR i = 1 TO 10
  bit = (INP(port + 1) AND 8) / 8
  result = 2 * result + bit
  OUT port, 5 ' Take CLK high and then
  OUT port, 4 ' low, to request next bit
NEXT i

PRINT result
IF INKEY$ = "" GOTO again

OUT port, 0 ' turn it all off
END
```

**FIG. 4**—THE QBASIC PROGRAM in this listing reads the data from the circuit in Fig. 3.



manufacturers have web sites with information available. For example, [www.maxtor.com](http://www.maxtor.com) gives up-to-the-minute information about Maxtor hard disks.

## One at a Time?

**Q** *I have call waiting and would like to receive incoming calls without losing my modem connection. Is that possible?*  
— A. G. H., Lexington, KY

**A** Only by modifying the modems on both ends, not just your modem. When two modems are connected together, each of them transmits a continuous carrier tone which is phase-modulated with data. If the carrier goes away, the modem assumes it has lost its connection and hangs up. That is desirable, because modems *do* lose their connections, by accident, fairly often.

Call waiting notifies you of an incoming call by interrupting your connection for a moment and sounding a beep. When it does so, the modems can't hear each other's carriers, and they hang up. You could modify them to wait patiently during the beeps, and then resend whatever data was being sent. This would require changes to both modems and the communication protocol. Actually, Windows 95 Dial-Up Networking *will* redial if it loses its connection and pick up right where it left off. Other protocols may do the same.

But even then, you wouldn't be able to talk on the phone while transferring data by modem. The reason is that a modem uses the full information-carrying capacity of the phone line, and so does a normal voice conversation. If the line had the bandwidth to carry two conversations, the telephone company would install multiplexing equipment themselves and sell it as two lines, not one. You can use it for voice or data, but not both at the same time.

## Seeking Prescaler

**Q** *I have been searching without success for an IC that can be configured as a divide-by-100 prescaler and can accept inputs up to 2 GHz or higher. Can you help?* — T. E. P., Gadsden, AL.

## HOW TO GET INFORMATION ABOUT ELECTRONICS

**Books:** Several good introductory electronics books are available at RadioShack, including one on building power supplies.

An excellent general electronics textbook is *The Art of Electronics*, by Paul Horowitz and Winfield Hill, available from the publisher (Cambridge University Press, Tel: 800-872-7423) or on special order through any bookstore. Its 1125 pages are full of information on how to build working circuits, with a minimum of mathematics.

Also indispensable is *The ARRL Handbook for Radio Amateurs*, comprising 1000 pages of theory, radio circuits, and ready-to-build projects, available from the American Radio Relay League, Newington, CT 06111, and from ham radio equipment dealers.

**Copies of past articles:** Copies of past articles in *Electronics Now* and *Popular Electronics* (post 1991 only) are available from Claggg, Inc., reprint department, P.O. Box 4099, Farmingdale, NY 11735 (Tel. 516-293-3751).

**Electronics Now** and many other magazines are indexed in the *Reader's Guide to Periodical Literature*, available at your public library. Copies of articles in other magazines can be obtained through your public library's interlibrary loan service; expect to pay about 30 cents a page.

**Service manuals:** Manuals for radios, TVs, VCRs, audio equipment, and some computers are available from Howard W. Sams & Co., Indianapolis, IN 46214 (Tel: 800-428-7267). The free Sams catalog also lists addresses of manufacturers and parts dealers. Even if an item isn't listed in the catalog, it pays to call Sams; they may have a schematic on file which they can copy for you.

Manuals for older test equipment and ham radio gear are available from Hi Manuals, PO Box 802, Council Bluffs, IA

51502, and Manuals Plus, Box 637, Spanaway, WA 98387.

**Replacement transistors, ICs, and other semiconductors:** Replacement components for a wide variety of popular devices is marketed by Philips ECG, NTE, and Thomson (SK) and are available through most parts dealers (including RadioShack on special order). The ECG, NTE, and SK lines contain a few hundred parts that substitute for many thousands of others; a directory (supplied as a large book and on diskette) tells you which one to use. NTE numbers usually match ECG; SK numbers are different.

Remember that the "2S" in a Japanese type number is usually omitted; therefore, a transistor marked D945 is actually a 2SD945.

**Hamfests (swap meets) and local organizations:** These can be located by writing to the American Radio Relay League (Newington, CT 06111; <http://www.arrl.org>). A hamfest is an excellent place to pick up used test equipment, older parts, and other items at bargain prices, as well as to meet your fellow electronics enthusiasts both amateur and professional.

**Internet:** On the internet, electronics is discussed in Usenet newsgroups such as *sci.electronics.repair*, *sci.electronics.components*, *sci.electronics.design*, and *rec.radio.amateur.homebrew*. "For sale" messages are permitted only in *rec.radio.swap* and *misc.industry.electronics.marketplace*.

Many electronic-component manufacturers now have web pages; see the directory at <http://www.hitex.com/chipdir/>, or try addresses such as <http://www.ti.com> and <http://www.motorola.com> (substituting any company's name or abbreviation as appropriate). Many IC data sheets can be viewed online.

## Writing to Q&A

We welcome your questions. The most interesting ones are answered in print, but due to the volume of mail we cannot give personal replies. Please be sure to include plenty of background information. *If you are asking about a circuit, please include a complete diagram.* Write to: Q&A, **Electronics Now**, 500 Bi-County Blvd., Farmingdale, NY 11735. **EN** 17


# Get 3 books for only \$9.95 Plus 1 book FREE upon prepayment

when you join the **Electronics Engineers' Book Club**<sup>®</sup>


Values to \$230.00



**0209847-XXX \$115.00**  
 Since 1907, this massive handbook has been the standard by which all other electrical engineering handbooks have been measured. The collective expertise of more than 100 contributors has been assembled to make this book the most current and comprehensive electrical reference available today. 2,208 pp., 1,421 illus. *Counts as 3*



**156490X \$18.95**  
 This complete EPROM instruction manual provides a detailed explanation of underlying theory, plus 15 different projects—including programmers, erasers, and EPROM-based circuits. 240 pp., Softcover.




**0459363 \$22.95**  
 Fine-tune your electric circuit skills. You'll cover units and basic concepts, resistance and Ohm's Law, series and parallel resistive circuits, Kirchhoff's Laws, network theorems, waveforms and circuit relationships, magnetically coupled circuits, resonance, frequency response and filters, and much more. 765 pp., Softcover.




**023986X \$21.95**  
 This book gives you all the hands-on instruction you need to translate RF theory into functioning hardware including designing working RF power circuits with practical, real-world components and component values. By concentrating on general uses that aren't affected by changes in industry standards, you can use this book through generations of new equipment. 304 pp., 219 illus.



**0289778-XX \$52.00**  
 Unleash the power of controllers with this guide. You'll see how a controller can be used in anti-lock brakes, cash registers, and robotic systems. You get details on controllers such as the Motorola 8-bit MC68HC11, and the 32-bit Intel 8051 and 80960CA to help you use devices in your projects. 350 pp., 125 illus. *Counts as 2*



**0443017-XX \$50.00**  
 This book provides complete coverage of the principles and design techniques for cellular systems. Gain a firm understanding of some of the most advanced person-to-person communications systems being installed today with this comprehensive look at modern cellular technology. 224 pp., 142 illus. *Counts as 2*



**0239193 \$27.95**  
 This practical guide focuses on the specific digital circuits used in electronic power applications. It presents state-of-the-art approaches to analysis, troubleshooting, and implementation of new solid-state devices. 272 pp., 197 illus.




**5874164-XX \$89.95**  
 The new third edition of this classic text covers all the concepts necessary for the design of a practical network. You'll find detailed information on both local and long distance switching and transmission, as well as signaling. 800 pp., 439 illus. *Counts as 2*




**0380899-XX \$60.00**  
 Find a complete technical description of the design, analysis, and maintenance of cellular systems in the second edition of this classic reference. It features new chapters on the CDMA standard, microcell systems, digital cellular systems, and more. 550 pp., 170 illus., *Counts as 2*



**0056692 \$55.00**  
 Get the only one-stop reference on Fibre Channel! Contains guidance on FC targeted usage, performance and implementation, along with most of the original ANSI standard documents. 368 pp., 87 illus.



**0170525 \$14.95**  
 Expand your knowledge of the principles behind feedback and control systems. Begin with elementary concepts, definitions, and principles, then move on to stability criteria, transfer functions, block diagram algebra, signal flow graphs, system sensitivity, root-locus analysis and design, bode analysis and design, and more. 512 pp. Illustrated, Softcover.



**0506248-XX \$69.50**  
 Master every aspect of designing and maintaining an effective and efficient electric power system. Provides practical information to help you every step of the way, concentrating on safety, reliability, voltage regulation, maintenance, and much more. 528 pp., Illus. *Counts as 2*



**0717753 \$19.95**  
 Become self-employed as a security systems contractor—this book shows you how. Woodson helps you decide whether you are cut out to run your own business and covers every aspect, from start-up capital to collecting past-due accounts. 304 pp., 150 illus., Softcover.



**0376581 \$39.50**  
 Pinpoint component faults and correct design flaws for virtually every type of electronic circuit with this handbook. Both circuit theory and step-by-step troubleshooting techniques are given for each circuit or component. All kinds of electronic circuits and basic components are covered as well as complete coverage of electronic equipment. 350 pp., 200 illus.



**005147X-XX \$65.00**  
 This simple-to-use book walks you through every aspect of analog and digital voice/data communications technologies, from the invention of the telephone and the use of Telset through the evolution of today's high-tech digital services, using easy-to-understand terminology so you can fully comprehend each topic. 656 pp., 350 illus. *Counts as 2*



**0520550 \$60.00**  
Master the design of high-frequency filters with this practical, easy-to-use guide. This book fully examines printed and L-C filters for RF, microwave, and wireless applications. 448 pp., 180 figures, 62 tables, 301 equations.




**0100926 \$24.95**  
Understand the basics of receiver operation, the proper use and repair components in RF circuits, and principles of radio signal propagation from low frequencies—all with this guide. 416 pp., 411 illus., Softcover.



**0042144 \$39.00**  
This book provides a solid introduction to programmable controllers. You'll explore how to use personal computers with programmable controllers as well as how to compare and select process control schemes. 304 pp., 180 illus.



**0497060 \$29.95**  
Construct sophisticated security, convenience, and entertainment devices with this guide. You'll find schematics, photos, and instructions for building temperature and pressure sensors, smoke and toxic gas detectors, a remote video control system, door and window alarms, motion and impact detectors, and more! 304 pp., 232 illus.



**0156492 \$34.95**  
Tackle troublesome circuits without the benefit of a schematic with these tricks of the trade by a veteran electronics technician. You'll see how to locate, test, and repair defective components in virtually every type of consumer electronics device imaginable. 304 pp., 250 illus.



**9119018 \$32.95**  
Turn your repair skills into profit with this guide. It offers information on everything from computer parts and tools to pricing and advertising. It covers areas of specialization, profiles auxiliary services, and even predicts future opportunities. The shareware disk packaged with the book includes a collection of diagnostic tools. 352 pp., 63 illus., Softcover.



**5872609-XX \$64.95**  
High speed in electronics and optoelectronics refers to either high capacity information transmission or ultra-fast transient behavior of analog devices. You'll examine devices and circuits used to generate microwave and millimeter-wave frequencies including semiconductors, transistors, diodes, and subsystems. 320 pp., Illustrated. Counts as 2



**0427240 \$60.00**  
Get inside the technology behind the hottest communications services: "edutainment," telecommuting, remote learning, interactive television, and more. This book explores VDT connectivity, business video, and products under development; and more. 528 pp., 150 illus.



**0180318 \$55.00**  
Turn to this reference for practical, problem-solving techniques. This heavily illustrated guide covers all aspects of power supply use, causes of poor power quality, monitoring and analyzing abnormal voltage and currents, utility and end-user strategies, and more. 448 pp., 220 illus.



**0523746-XX \$55.00**  
This book provides an in-depth look at the basics of designing the elements and components that comprise a satellite communication system, including the geosynchronous satellites prevalent in mobile communications. 400 pp., 120 illus. Counts as 2

## As a member of the Electronics Engineers' Book Club® . . .

... you'll enjoy receiving Club bulletins every 3-4 weeks that contain exciting offers on the latest books in the field—at savings up to 50% off regular publishers' prices. If you want the Main selection, do nothing and it will be shipped automatically. If you want another book, or no book at all, simply return the reply form to us by the date specified. You'll have at least 10 days to decide. If you ever receive a book you don't want due to late delivery of the bulletin, you can return it at our expense. Plus, you'll be eligible for **FREE** books through the Bonus Book Program. Your only obligation is to purchase 3 more books during the next 2 years, after which you may cancel your membership at any time.

All books are hardcover unless otherwise noted. Publishers' prices shown. If you select a book that counts as 2 choices, write the book number in one box and XX in the next. If you select a counts as 3 choice, write the book number in one box and XXX in the next 2 boxes. A shipping/handling charge & sales tax will be added to all orders. ©1996 EEBC

If card is missing, write to: Electronics Engineers' Book Club  
A Division of The McGraw-Hill Companies  
P.O. Box 549, Blacklick, OH 43004-9918



**Phone: 1-614-759-3666**

(8:30 a.m. to 5:00 p.m. EST Monday-Friday)



**FAX: 1-614-759-3749**

(24 hours a day, 7 days a week)

## ELECTRONICS ENGINEERS' BOOK CLUB

A Division of The McGraw-Hill Companies, P.O. Box 549, Blacklick, OH 43004-9918

**YES!** Rush me the following title(s), billing me just \$9.95 (plus shipping/handling & sales tax). Enroll me as a member of the **Electronics Engineers' Book Club** according to the terms outlined in this ad. If not satisfied, I may return the book(s) within 10 days for a full refund and my membership will be cancelled. I agree to purchase just 3 more selections at regular Club prices during the next 2 years and may resign anytime thereafter.

Bill me (FREE book not available with this payment option.)

Code #'s of my book(s) for \$9.95

--	--	--

If you select a book that counts as 2 choices, write the book number in one box and XX in the next.  
If you select a counts as 3 choice, write the book number in one box and XXX in the next 2 boxes.

**SPECIAL OFFER!** Prepay your order by check, money order, or credit card and receive a 4th book of your choice FREE.

**YES!** I want the FREE BOOK indicated at right. My introductory payment of \$9.95 plus \$9.95 shipping/handling\* and applicable sales tax is enclosed.

Code # of my FREE BOOK:

SINGLE SELECTION ONLY

Check or money order enclosed made payable to: The McGraw-Hill Companies  
Please charge my:  VISA  MasterCard  American Express  Discover

Acct. No. \_\_\_\_\_ Exp. Date \_\_\_\_\_

Name \_\_\_\_\_ Signature \_\_\_\_\_ (required on all orders)

Address / Apt.# \_\_\_\_\_

City/State/Zip \_\_\_\_\_ Phone \_\_\_\_\_

Offer valid for new members only, subject to acceptance by EEBC. U.S. orders are shipped 4th Class Book Post. Canada must remit in U.S. funds drawn on U.S. banks. Canadian orders are shipped International Book Post—add \$12.50 shipping/handling. Applicants outside the U.S. and Canada will receive special ordering instructions. A shipping/handling charge & sales tax will be added to all orders. DRE1096C



# LETTERS

SEND YOUR COMMENTS TO THE EDITORS OF ELECTRONICS NOW MAGAZINE

## Oops!

Due to a printing error, the author's byline did not appear in the September, 1996 installment of "Servicing." The column was written that month by Dick LaJeunesse of Tektronix, Inc. We apologize to Dick and our readers for that omission—Editor.

## Corrections To Power Factor Correction

Don Lancaster's article on power factor correction ("Hardware Hacker," *Electronics Now*, June 1996) is apt to cause more confusion than he attempted to alleviate. It contained several misstatements that were either potentially misleading or outright wrong. I shall attempt to correct some of them.

First, his definition of a linear component as one whose operation does not change with time is, in fact, a statement of the property of "time-invariance" and not linearity. Linearity requires two conditions to be true. The first is that the output (voltage, current, etc.) must scale in direct proportion with the input (i.e., if the input is doubled, the output will double). For most devices, some limit will be reached where that will no longer hold true. When that happens, you are said to have "exceeded the linear region of operation" of the device. Condition two states that the output due to the sum of one or more simultaneous inputs must be identical to the sum of the individual outputs produced by each input acting alone. Together, those conditions imply that the circuit/system/component is operating in its "linear region" and that "superposition" applies.

More to the point of the article, a voltage sinewave applied to an inductor will produce a "negative" cosine current waveform, not a current waveform as stated. That must be true if the current

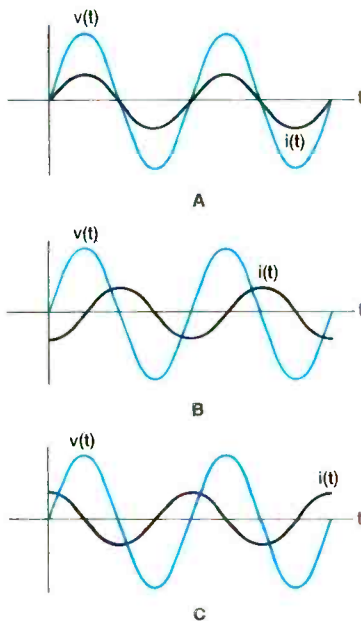


FIG. 1—VOLTAGE CURRENT WAVEFORMS FOR (A) a purely resistive load (current and voltage are in phase); (B) a purely inductive load (current lags the voltage by 90 degrees); and (C) a purely capacitive load (current leads the voltage by 90 degrees).

is to lag the voltage by 90 degrees. In the case of a capacitor, the applied voltage sinewave will produce a "positive" cosine current waveform, and the current will lead the voltage by 90 degrees.

The lag/lead wording in "Hardware Hacker" was correct, but the

positive/negative statements were reversed. In addition, while the diagrams in the article's Fig. 1 were correct, they were also, unfortunately, unlabeled. The Fig. 1 that accompanies this letter and shown here indicates the relationship between the current and voltage time waveforms for purely resistive, inductive, and capacitive loads.

Another, more serious error occurred in Mr. Lancaster's definition of power factor (PF) as the ratio of real power to reactive power. If that was true, a resistor would have a PF of infinity instead of 1 as (correctly) stated.

Power factor is actually the ratio of real power to another quantity called the "apparent power," which is itself the product of the RMS voltage and the RMS current for any given load. That is equal to the cosine of the angle between the voltage and the current waveforms (which was correctly stated). Just as an interesting point, that angle is also the angle of the complex impedance of the load when expressed in polar form.

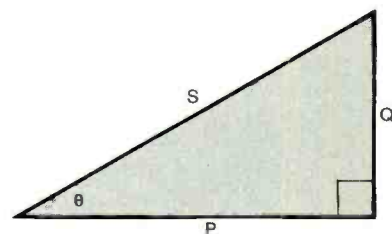


FIG. 2—POWER TRIANGLE FOR a predominantly inductive load.

The usual way to depict all of those powers is with the "power triangle" shown here in Fig. 2 for a predominantly inductive load and in Fig. 3 for a predominantly capacitive load. In both figures, S equals the "apparent" power, P equals the "true/real/average" power, and Q equals the "reactive or quadrature" power. Note that S-squared = P-squared + Q-squared because the

Write To:  
Letters,  
Electronics Now Magazine,  
500 Bi-County Blvd.,  
Farmingdale, NY 11735

Due to the volume of mail we receive, not all letters can be answered personally. All letters are subject to editing for clarity and length.

triangle is a right one. Now it can be seen that if the load is purely resistive,  $Q = 0$ , which forces the indicated angle to zero. Therefore,  $S$  now equals  $P$ , and the power factor is unity as required. For a purely reactive (inductive or capacitive) load, the indicated angle will equal  $\pm 90^\circ$  and the power factor will be zero.

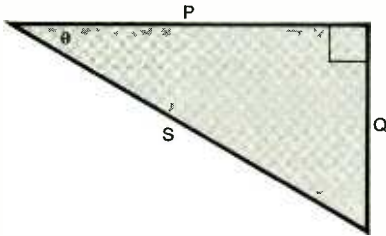


FIG. 3—POWER TRIANGLE FOR a predominantly capacitive load.

For companies with a lot of inductive loads (drills, lathes, mills, etc.) the angle can be quite large. The apparent power as well as the current will then be high. That costs the company money both in power-company bills and in equipment damage due to wire and cable heating, insulation breakdown, accelerated aging, etc. "Power-factor correction" is a method to reduce those problems by adding parallel capacitance to the loads. Because it is in parallel, the additional capacitance will not affect the operation of the load but will act to reduce the angle and increase the power factor back toward unity. The net effect is to make the load "look resistive" to the power company by forcing the voltage and current waveforms back into phase.

That so-called "ancient" electrical engineering concept is still very important and should be given careful consideration. More information on circuit theory can be found in most electrical engineering textbooks.

JAY RABKIN  
Pasadena, CA

## Tesla Defended

When Don Lancaster discussed Nikola Tesla and Tesla coils in his "Hardware Hacker" column (*Electronics Now*, July 1996), he advised readers to limit their research to books written by Tesla rather than "the errant ramblings" about him being circulated by new-age publications. That's good advice, and Mr. Lancaster would

do well to follow his own suggestions. His references to Tesla in past columns have on some occasions been nothing more than errant ramblings.

I agree with Mr. Lancaster's views on "free energy" in that over unity in energy output has not yet been substantiated. Tesla believed that the universe was a vast reservoir of energy and proposed that mankind might someday attach its wheels of industry to it. Perhaps that is the root of all the myths regarding so-called free energy. But why berate Tesla for coming up with such a worthwhile objective?

We know from Tesla's writings that he accomplished an amazing over unity in power output. His Colorado Springs Magnifier achieved power levels of 120,000 horsepower at 280 times per second. That feat makes our modern marvels of electrical engineering appear tame in comparison. Most produce powers on an order of magnitude less than the Colorado Springs device. The highest potentials that can be maintained at a repetitious rate rarely reach 70% of Tesla's 1899 apparatus. Tesla's unfinished Long Island plant was designed to produce 30,000,000 volts.

Incidentally, Tesla coils are not just for entertaining or frightening visitors to science centers. They are legitimate scientific instruments that continue to be used in various industries that need a source of RF power.

HARRY GOLDMAN  
*Tesla Coil Builder's Association*  
Queensbury, NY

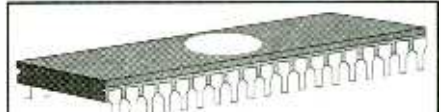
EN

## THE COLLECTED WORKS OF MOHAMMED ULYSES FIPS

#166—By Hugo Gernsback. Here is a collection of 21 April Fools Articles, reprinted from the pages of the magazines they appeared in, as a 74-page, 8½ × 11-inch book. The stories were written between 1933 and 1964. Some of the devices actually exist today. Others are just around the corner. All are fun and almost possible. Stories include the Cordless Radio Iron, The Visi-Talkie, Electronic Razor, 30-Day LP Record, Teleyeglasses and even Electronic Brain Servicing. Get your copy today. Ask for book #166 and include \$16.00 (includes shipping and handling) in the US and Canada, and order from CLAGGK Inc., P.O. Box 4099, Farmingdale, NY 11735-0793. Payment in US funds by US bank check or International Money Order. Allow 6-8 weeks for delivery.



MA05



## CABLE CONVERTER DIAGNOSTIC TEST CHIP

LOAD FULL ACTIVATION OF CABLE CONVERTER

WE STOCK A COMPLETE LINE OF CHIPS, TOOLS, WIRELESS QUICK INSTALL TEST BOARDS AND DIAGNOSTIC CUBES FOR ALL CONVERTERS!

\*\*\*ANYONE IMPLYING ILLEGAL USE WILL BE DENIED SALE. WE SELL PRODUCTS ONLY!! TO TECHNICIANS OR CABLE REPAIR FACILITIES!!

- \*#1 IN CUSTOMER SERVICE & TECH. SUPPORT!
- \*ALL ORDERS SHIP WITHIN 24HRS, UPS/ FED-X.
- \*PRIORITY NEXT DAY SHIPPING AVAILABLE!
- \*SALE= BUY 5 TEST BOARDS AND GET 1 FREE.
- \*LOWEST PRICE & SUPERIOR PRODUCT GUAR!!
- \*FRIENDLY COURTEOUS SERVICE. WE'RE PRO'S



COMMUNICATIONS INC.  
FOR ORDERS 1-800-GO-CABLE  
CATALOG & TECH. SUPPORT 717-620-4363 EST. 1977

## ANTIQUE RADIO CLASSIFIED

Free Sample!  
Antique Radio's  
Largest Circulation Monthly.  
Articles, Ads & Classifieds  
6-Month Trial: \$18.95. 1-Yr: \$36.95 (\$53.95-1st Class).  
A.R.C., P.O. Box 802-L17, Carlisle, MA 01741  
Phone: (508) 371-0512 VISA/MC Fax: (508) 371-7129



Buy One Get One  
**50% off!**  
Explore the Caribbean on a 6 or 13 day sailing adventure.

Call your travel agent or  
**1-800-327-2601**  
<http://www.windjammer.com>



P.O. Box 190120, Dept. 5569  
Miami Beach, FL 33139-0120  
June - mid Dec. sailings only. Restrictions apply

October 1996, Electronics Now



# EQUIPMENT REPORTS

RADIO SHACK DMM WITH COMPUTER INTERFACE

*A quality, extra-feature digital multimeter becomes an advanced data-acquisition system when you connect it to your PC.*



CIRCLE 15 ON FREE INFORMATION CARD

When asked to review a digital-multimeter, I yawned. However, my eyes opened wide when I began reading the manual for the Radio Shack LCD Digital Multimeter, Model 22-168A. Like most other quality DMM's, it is a portable, 3½-digit, hand-held, test instrument for use in the field, lab, shop, and home. A bit more than a fist full in size, the DMM is 7¼-inches long × 3¼-inches wide × 1½-inches high and has a 2½×1¼-inch, full-function LCD display. Its most significant feature is that the DMM can be connected to a desktop or laptop PC to store measurement data. A diskette packaged with the DMM provides MS-DOS and Microsoft Windows software that interfaces the DMM with the computer to log and graph measurements.

## Initial Checkout

The initial inspection of the DMM checked how it functioned as a *standard*, stand-alone, digital multimeter. The DMM's ability to measure accurately AC/DC voltages, AC/DC current, capacitance, resistance, and frequency was on par with the current stand of quality DMMs of equal or greater price. The same was true for the DMM's ability to check continuity, and diodes, transistors, as well as logic states. What makes this DMM a real winner is its many other special functions.

**Auto-hold feature.** When the DMM is first turned on, "A-H" appears in the upper left corner of the LCD display to indicate that the auto-hold feature is on

and secondary display shows the reading taken four seconds earlier.

**Compare function.** The user can rapidly compare measurements to stored high- and low-reference values. If the measured value is between the reference values, the meter's secondary display shows "PASS". If the measured value is above the upper reference voltage or below the lower reference value, the meter displays "HIGH" or "LOW", respectively. The reviewer found it handy for selecting matched resistors to within 1% of value.

**Data-hold feature.** The DMM stores a voltage or current reading on the secondary display. The main display continues to track the present measurement.

**Minimum feature.** The DMM lets the user measure the minimum value of a changing reading. When the FUNCTION button causes "MIN" to appear at the top of the display, both the main and secondary displays show the current reading. Press the SET/RESET button to activate the minimum feature. The secondary display only updates when the present reading is lower than the previously held reading.

**Maximum feature.** This feature is the opposite of the minimum feature. The secondary display only updates when the current reading is higher than the previously held reading. The main display continues to track the current measurement.

**Relative-measurement feature.** The DMM measures values relative to a reference value that is pre-set. For exam-

ple, in an audio amplifier you might have an 18-volt power bus to the final audio-amplifier stage. You could monitor the voltage as it decreases on the bus as the unit's volume control is raised for the purpose of evaluating the power-regulation performance.

## Interfacing with a Computer

The DMM connects to a computer using the supplied RS-232C cable between the meter's and the computer's serial ports. The communication parameters are: 1200 baud, 7-bit ASCII, no parity, and 2 stop bits. The data format consists of 14 bytes.

Two programs are supplied on a diskette with the DMM—one for MS-DOS and the other Windows 3.1 or better. They are used to log and display data collected from the DMM. The MS-DOS program is called RS, and is in the GRAPH/C subdirectory. That software requires a VGA monitor. The Windows program is called Scopeview, and is in the SCOPE directory. That software requires a VGA or EGA monitor.

It is best to run the programs from your PC's hard drive; however, you could copy the diskette and run the programs from the diskette in your A or B drive if you wish. In any event, you don't have to be a computer buff to load and run the programs. By following the instructions in the manual and on-screen directions, you become an expert after the first go-around! The supplied programs let you sort and print out a recorded log of measurements and even graphs.

For those who know BASIC, you can create your own software to go beyond that or to create customized applications. The manual provides a simple program that you can build on to get you started.

## Wrap Up

Can we cover it all in this limited space? No! What was not covered in

*continued on page 80*


# 5 BOOKS FOR ONLY \$4.95

WHEN YOU JOIN THE


## Electronics Book Club®

VALUES TO \$131.75

The leading source of information for electronics hobbyists for over 30 years!



0501149 \$26.95




0650780-XX \$24.95  
Counts as 2



1575472 \$27.95




1574875 \$19.95



0215286 \$19.95



0717753 \$19.95



0376581-XX \$39.50  
Counts as 2/Hardcover



0673764-XX \$54.95  
Counts as 2/Hardcover

073092X \$19.95

1577564 \$22.95

0241996-XX \$44.95  
Counts as 2/Softcover


1554637 \$16.95

0582157-XX \$26.95  
Counts as 2

1559833 \$22.95



0484392 \$13.95




0707618 \$19.95



0052387 \$28.95  
Hardcover




1577262 \$21.95




0027994 \$19.95



0304068 \$15.95



0112738-XX \$45.00  
Counts as 2/Hardcover



0487375 \$24.95

### As a member of the ELECTRONICS BOOK CLUB . . .

you'll enjoy receiving exciting offers on the latest books in the field at savings of up to 50% off the regular publishers' prices. If you want the Main selection, do nothing and it will be shipped automatically. If you want another book, or no book at all, simply return the reply form to us by the date specified. You'll have at least 10 days to decide. If you ever receive a book you don't want due to late delivery of the bulletin, you can return it at our expense. Your only obligation is to purchase 3 more books during the next 12 months, after which you may cancel your membership at any time. And you'll be eligible for FREE BOOKS through our Bonus Book Program.

A shipping/handling charge and sales tax will be added to all orders. All books are softcover unless otherwise noted. If you select a book that counts as 2 choices, write the book number in one box and XX in the next. (Publishers' Prices Shown) ©1996 EBC

If coupon is missing, write to:  
Electronics Book Club ©,

A Division The McGraw-Hill Companies,  
P.O. Box 549, Blacklick, OH 43004-9918

## Electronics Book Club®

A Division of The McGraw-Hill Companies, P.O. Box 549, Blacklick, OH 43004-9918

YES! Please send me the books listed below, billing me just \$4.95 plus shipping/handling & tax. Enroll me as a member of the **Electronics Book Club** according to the terms outlined in this ad. If not satisfied, I may return the books within 10 days without obligation and have my membership cancelled.

--	--	--	--

If you select a book that counts as 2 choices, write the book number in one box and XX in the next.

Name \_\_\_\_\_

Address/Apt. # \_\_\_\_\_

City/State \_\_\_\_\_

Zip \_\_\_\_\_ Phone \_\_\_\_\_

Valid for new members only, subject to acceptance by EBC. Canada must remit in U.S. funds drawn on U.S. banks. Applicants outside the U.S. and Canada will receive special ordering instructions. Publishers' prices shown. A shipping/handling charge & sales tax will be added to all orders. RPIE1096

PHONE: 1-614-759-3666 (8:30 a.m. to 5:00 p.m. EST Monday-Friday) • FAX: 1-614-759-3749 (24 hours a day, 7 days a week)



# NEW PRODUCTS

USE THE FREE INFORMATION CARD FOR FAST RESPONSE

## Handheld Counter-Timer

THE TWO MODELS IN FLUKE'S 160 Series of multifunction counters can handle virtually all the precision, high-speed time and frequency measurements needed in today's engineering and maintenance operations. What's more, they were designed specifically to overcome the difficulties that users experience with conventional counters and counter-timers.

The rugged, battery- or line-powered Models 163 and 164 each feature a 10-digit display that provides nine digits of resolution in one second. The standard frequency range is 160 MHz. Two optional higher stability oscillators are available for the Model 164: the  $5 \times 10^7$  temperature-compensated oscillator and the  $1.5 \times 10^9$  ovenized oscillator. When ordered with either of the optional oscillators, the Model 164 has a maximum frequency range of 1.3 GHz. Time interval measurements can be made down to 1-nanosecond single-shot resolution, while phase measurement have 0.01-degree resolution.

Three new features minimize user setup and operating errors. First, a graphical display of the waveform up to 50 MHz shows the triggering conditions for the counter, ensuring the user of a correct count based on valid trigger points. The LCD also displays a shaded hysteresis band to eliminate false counts, and the peak-to-peak voltage. Second, the multi-measurement readout can display up to ten voltage and time measurements simultaneously, (unlike traditional counters, whose displays show the result of only one selected measurement). Third, the Models 163 and 164 feature uncluttered front panels and a simple menu system. The user determines the type of measurement required, selects it, presses "autoset," and the counter takes care of the rest.

In addition to the values and wave-

form display modes, the Model 164 has a statistics mode that provides deeper insight into signal behavior and shows underlying trends that no single measurement reading could possibly reveal. The unit's statistics mode displays parameters such as the mean value, standard deviation, and maximum/minimum values.

The Model 163 has a base price of

\$1495. The Model 164 starts at \$1895; with the temperature-compensated crystal oscillator and 1.3-GHz option it costs \$2395; with the high-stability, ovenized oscillator and 1.3-GHz input it costs \$2795.

### FLUKE CORPORATION

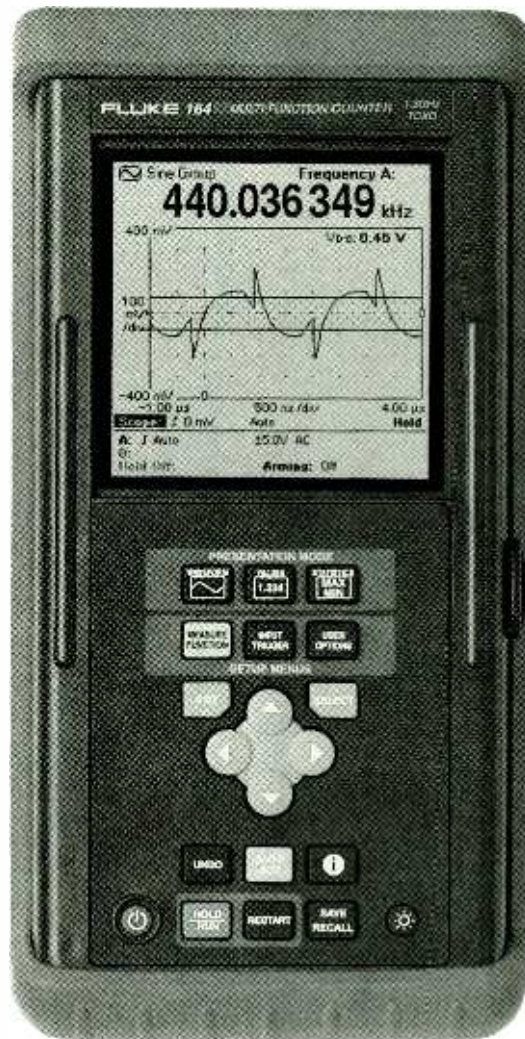
P. O. Box 9090

Everett, WA 98206

Tel: 1-800-44-FLUKE

Fax: 206-356-5116

E-mail: fluke-info@tc.fluke.com



CIRCLE 20 ON FREE INFORMATION CARD



## Spectrum Analyzer Scope Adapter

GLOBAL SPECIALTIES MODEL GSA-1000 converts any conventional oscilloscope into a highly-accurate, cost-effective 1-GHz spectrum analyzer. When connected to an oscilloscope via two BNC cables, the spectrum-analyzer adapter provides a frequency range of 400 kHz to 1 GHz and a bandwidth of 150 kHz. The center frequency can be adjusted over the full frequency range with direct frequency readout on a large LCD. Both scan width and scan rate are fully adjustable.

The Model GSA-1000 can be used in research and development, servicing, and education. Specific applications include estimating spurious emissions



CIRCLE 21 ON FREE INFORMATION CARD

from equipment; checking oscillator and transmitter harmonics, output levels, and antenna efficiencies; tracing RF signals through signal paths; and making rapid comparisons between good and faulty equipment. As an educational tool, it can be used to demonstrate components in waveforms and show the effects of mixing and intermodulation.

The Model GSA-1000 spectrum-analyzer oscilloscope adapter costs \$1050.

### GLOBAL SPECIALTIES

70 Fulton Terrace  
New Haven, CT 06512  
Tel: 1-800-572-1028  
Fax: 203-468-0060

## Digital/Video Photo Printer

FUJIFILM'S NC-2 PRINT-IT PERSONAL print maker delivers high-quality prints, on real photographic paper, from both video and digital sources ranging from camcorders to digital cameras. The built-in editing tools and bundled image-editing software make it easy to manipulate photos and add text to images. Print-It comes packaged with Adobe Photo Deluxe.

# Wavetek. The Way Value Is Measured.

For the best values in digital multimeters everyone is turning to the Wavetek XT Series. Each of these full-function DMMs measures voltage, current, resistance, and also a set of additional electrical or electronic properties you work with every day. Inductance. Capacitance. Frequency.

Temperature. There is an XT Series DMM right for you. With oversized character displays, these DMMs are as easy to read as they are to use. All have fully-fused current inputs and input warning beepers to protect you and the meter. Each comes with safety test

leads and are approved to IEC1010-1 safety standards.

Our commitment to reliability and high-quality is backed by the industry's only "No Hassle" warranty

program. If your XT Series meter requires warranty service, your local dealer replaces it immediately. Call today for full details and the names of your local Wavetek distributors. You'll find that when it comes to Wavetek performance and price, nothing else measures up.

Wavetek Corporation  
91-45 Balboa Avenue, San Diego, CA 92123  
(800) 854 2708

**WAVETEK**

### 27XT

A unique combination of DMM and component checking in a single meter.

- Inductance
- Capacitance
- Logic
- Frequency

Accessories include current clamps, HF & HV probes, temperature converters, hoisters, boots and carrying cases.

### 23XT

Electronic and electrical test functions for general duty and HVAC/R.

- VAC Safety Tester's
- Temperature
- Capacitance
- Logic

### 25XT

A full G-meter in a DMM, and more! Ideal for ANI cell-phone & antenna matching inspection.

- Full Capacitance 0.1pF to 20nF
- Capacitance Zeroing & Test Slots

### 28XT

A thermometer + DMM for HVAC/R, building or plant maintenance.

- Temperature
- Capacitance
- Frequency
- Max-Hold

### 85XT

A precision True-RMS reading DMM, ideal for equipment like copiers.

- 4 1/2 digit Accuracy
- True-RMS
- Frequency
- Duty Cycle

### LCR55

Full-function LCR, extra test features for "best-buy" in a component dealer:

- Inductance
- Capacitance
- Resistance
- Transistor
- Diode





CIRCLE 22 ON FREE INFORMATION CARD

Designed to be used in the family room, the Print-It measures a compact 10 × 12 × 13 inches. It uses Fujifilm's Thermo-Autochrome technology, which requires no inks, toners, or ribbons. As in conventional photography, the paper contains the dye, which gives the prints real photo-like quality, with even the finest details sharply rendered. The paper tray holds up to 20 sheets.


The NC-2 Print-It costs less than \$700.

#### FUJIFILM

555 Taxter Road  
Elmsford, NY 10523  
Tel: 1-800-378-3854

## Multi-Pass Auto-Router

WHEN USED TOGETHER, NUMBER ONE SYSTEMS' MultiRouter multi-pass auto-router and EASY-PC Professional XM printed-circuit-board layout software form one of the fastest and most effective PCB design systems available for the PC. The MultiRouter ensures that tracks get through where other autorouters would fail.



Gridless routing makes it easy to handle difficult components, such as D connectors and surface-mount packages, getting the maximum use of available space. The routing algorithm is based on shape—the only constraints are the design rule clearances and track-width

limit. As each net is routed, existing tracks are shoved aside to make room. If all routes appear to be blocked, the MultiRouter will rip up and retry problem areas until a solution is found.

When all the nets are routed, the MultiRouter can also be used to fatten the tracks, miter corners, and eliminate unnecessary track segments and vias. The router will complete most designs in minutes, saving days of layout design time.


The MultiRouter and EASY-PC Professional XM software costs \$575 and \$475, respectively. Prices include airmail shipping.

#### NUMBER ONE SYSTEMS

Harding Way  
St. Ives, Huntingdon  
Cambridgeshire, PE17 4WR  
Great Britain  
Tel: +44 1480 461778  
Fax: +44 1480 494042  
E-mail: [rmw@numberone.com](mailto:rmw@numberone.com)

## RF Current Meter

AIMED AT ANTENNA EXPERIMENTERS, Palomar's Model PCM-1 clamp-on current meter makes it possible to check ground radials one by one to find broken radials and to determine antenna efficiency. The meter also checks for current on coaxial cable shields and any wire up to 1/2-inch in diameter. The Model PCM-1 measures current from 1 milliampere to 5 amps, 200 kHz to 30 MHz, in three ranges.



CIRCLE 23 ON FREE INFORMATION CARD

The PCM-1 clamp-on RF current meter costs \$125 plus \$6 shipping (to the U.S. and Canada).

#### PALOMAR ENGINEERS

1924-F West Mission Road  
Escondido, CA 92029  
Tel: 619-747-3343  
Fax: 619-747-3346  
E-mail: [75353.2175@compuserve.com](mailto:75353.2175@compuserve.com)

## Handheld Universal Programmer

ENGINEERS ON THE MOVE CAN carry ICE Technology's LV40Portable handheld universal programmer in their briefcases, and use it without a PC or access to AC power (the programmer can be battery or AC-line powered). With a footprint of only 9x5-inches, it offers a built-in keypad and LCD read-out.



CIRCLE 24 ON FREE INFORMATION CARD

The LV40Portable programs EPROMs, EEPROMs, NVRAMs, BPROMs, PALs, GALs, PEELs, EPLDs, AMD MACHs, Altera MAX, PSDs, Xilinx EPLDs, Flash, and more than 180 microcontrollers. No adapters or add-on modules are required for any of those parts in DIL packaging up to 40 pins. A full range of socket adapters allows PLCC, SOIC, QFP, PGA, and TSOP packages to be supported up to high pin counts. 1.8-, 3.3-, and 5-volt logic circuits are included for the support of devices designed for all voltage levels.

Aimed primarily at field applications, the LV40Portable offers engineers and others the ability to program and reprogram devices that previously required a PC connection or a large benchtop machine. High-speed programming makes the LV40Portable well suited for small- to medium-scale production. Both standard parallel and RS-232 communications are provided for downloading data. The user's data and algorithms are stored in on-board Flash memory. New devices and algorithms are sup-

*continued on page 80*

# The Four-Year Electronics Degree Program That Really Hits Home!

## Bring The Technology Home With A Bachelor Of Electronics Engineering Degree. No Hassles. No High Cost!



*Now's the time to prepare for a profitable career.*

### We've lowered the cost of higher education.

It's true! You can earn a four-year Bachelor of Electronics Engineering Technology degree today ... and prepare yourself for a high-paying electronics career ... without quitting your job or ever leaving your home. Because World College, an affiliate of the Cleveland Institute of Electronics, offers you the total flexibility of independent study programs proven effective for people like you who truly want to succeed! World College independent study lessons help you build valuable skills

**Mail/Fax Today  
or Call  
1-800-696-7532**

step-by-step, and expert instructors are personally available to you with a toll-free call. What a way to earn an education!

### A world of opportunity.

Where is your career headed? With a four-year bachelor's degree from World College, you call the shots, choosing from incredible, high-paying opportunities in electronics, telecommunications, computer, electrical power, and many other growing fields.

World College gives you the skills, the knowledge, the power to take advantage of your best opportunity in electronics. And you can do it all at your own pace!

### Without leaving home.

World College continually works to provide its students with the most advanced education tools. From the latest equipment and reference books to breakthrough computer-simulated experiments, students are exposed to the latest technological advancements.

All the equipment, parts, and software you need are included in your affordable tuition, including more than 300 hands-on lab experiments you can complete in your home.

### Choose your own pace.

Earn your bachelor's degree on your time — and at your pace — because you pay tuition to World College only as you complete the upper-level semesters close to graduation. The faster you make it through, the less you pay. So you have an incentive to make your future happen quickly — yet the freedom to choose your own pace!

Send today for your FREE course catalog — and give yourself that future you've always wanted — with an electronics degree education from World College.



*Take charge of your future in electronics.*

### Four Powerful Reasons To Connect With World College Today:

- 1. Earn your four-year degree!**
- 2. Self-paced training!**
- 3. Independent study in your home!**
- 4. Expert instruction!**

### Give Me The Power!

Send me a FREE World College course catalog today!



(Please Print Neatly)

Name \_\_\_\_\_

Address \_\_\_\_\_

City \_\_\_\_\_

State, Zip \_\_\_\_\_

Phone (      ) \_\_\_\_\_

Age \_\_\_\_\_

**For faster service, call  
1-800-696-7532,  
or call  
1-804-464-4600.**

**Or fax this coupon to  
1-804-464-3687.**



Lake Shores Plaza  
5193 Drive, Suite 113  
Virginia Beach, VA 23455-2500



Affiliated with  
Cleveland Institute of Electronics

WAE37

# Digital Satellite TV?

Should I own or not?

What does it really cost?

Can I get my local stations?

Will it work on my set?

Can I use it with two TVs?

Do I still need an antenna?

What else do I need?

Can I block channels?

What if I need help?

What does the red button do?

What about surround sound?

Should I disconnect my cable?

How big is it?



*Any more questions?*

If you're a little fuzzy about digital satellite TV, we can clear things up. Whether you choose to own the equipment or lease, we're the only nationwide retailer that offers RCA®-brand DSS, with DIRECTV® and USSB™ programming—or PRIMESTAR® service and programming—all under one roof. We've got the systems, we've got the accessories, we've got the answers. For a store near you, call 1-800-THE-SHACK™.



**RadioShack**™

You've got questions.  
We've got answers.®

# A VISIT TO VIRTUAL INSTRUMENTATION

*See how your PC can be used to take the place of an entire workbench full of top-notch test and measurement gear.*

**R**egardless of your involvement in electronics, at some point you are going to need some type of test or measurement gear. That's true if you are a hobbyist tinkering around in your workshop on the weekend, a design engineer trying to develop a sophisticated new circuit, or a manufacturing engineer monitoring production processes in a factory.

Until recently, electronic test instruments were very defined in scope and purpose—most had their one or two applications where nothing else would do. Now, that's all changing. Many of today's test instruments are computer based, and the range of their duties often vary widely from one situation to another. Key to the success of these new test instruments is a new technology called *Virtual Instrumentation*. Here's its story.

**Traditional Test Equipment.** The traditional test instrument is a self-contained box that performs a very defined procedure, like measuring a voltage or displaying a waveform. On the front panel there typically is an array of knobs, pushbuttons, and switches that you use to configure the input/output capabilities of the instrument. On the back are connectors and possibly other switching devices.

Generally, several different measuring devices are needed, some of which may have to be cabled together, to acquire all the parameters you need for a given test. And it's not unusual for the unit-under-test to require more than one test configuration, which means you have to rearrange the instrument cluster or, at the least, twist knobs and/or press buttons each time you want to change your testing profile.

The problem with that process is it requires you to buy a wide assortment of test instruments to have a fully equipped workbench that can handle any situation you might encounter. That's because the vendor defines the instrument's functionality, and no single instrument can cover all possible scenarios. For example, you might need a low-distortion audio generator for one test and a fast digital-pulse generator for another.

**PC-Based Test Instruments.** The trend today is toward PC-based test instruments that use the power of the computer to serve as the engine for instrumentation. Those instruments,

which are beginning to share the benchtop with stand-alone instruments, are controlled by software rather than knobs and dials; that feature makes them more flexible.



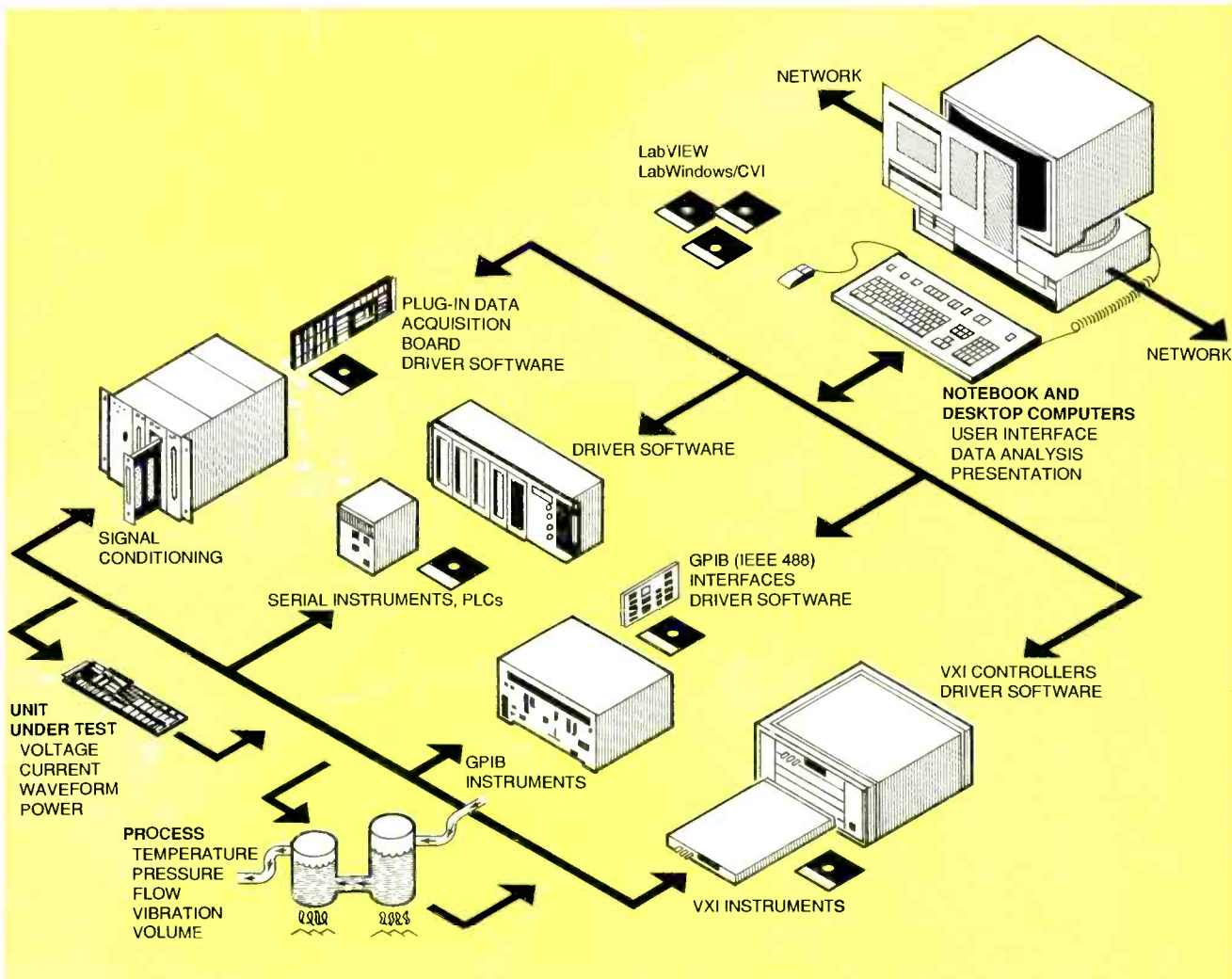


Fig. 1. Virtual instrumentation lets you build your own test and measurement instrumentation systems using standard computers and off-the-shelf hardware.



Fig. 2. Our benchmark test bench is built around a Leader Model LFG-1300S sweep/function generator and a Leader Model 8020 dual-channel oscilloscope.

PC-based test instruments can be either benchtop units like a GPIB instrument (see the Glossary, located elsewhere in this article) or, more popularly, adapter boards that plug into an IBM PC or compatible computer. The two can be mixed and matched (see Fig. 1), so you're not limited to one type or the other. However, the board instruments have an advantage in that it's easier to share resources and communicate information between them via the PC's expansion bus. Plug-in adapters are generally faster than their external counterparts, too.

Until recently, though, the software used to control those instruments was limited, to say the least. Early instrument-control software, which appeared in the mid 1980s, came in two basic forms. The first consisted of routines dedicated to a particular instrument, like a Hewlett-Packard data acquisition (DAQ) controller. That software was device specific, and not portable to other instruments, even those made by HP. The other type of software consisted of very generic routines, generally written in C language. While it could be used to con-

trol any instrument, many of the routines were basic system management and scheduling tasks.

**Virtual Instrumentation.** It wasn't until the late 1980s that we first saw software packages that provided a graphical representation on a computer screen that resembled real-world instrumentation front panels. The early pioneers were Hewlett-Packard and National Instruments.

The dominance of Microsoft Windows has completely changed how PC users interact with their computers. Programming tools, too, have evolved rapidly from cryptic text-based code to visual programming. So, even though National Instruments' LabVIEW was introduced in 1986, it wasn't until 1991, when LabVIEW was upgraded to the Windows platform, that it caught the attention of most virtual-instru-

mentation programmers. At about the same time, Hewlett-Packard decided to pursue virtual-instrument programming for the UNIX platform. And so was born virtual instrumentation. Today those two giants offer virtual-instrumentation packages for DOS, Windows, Unix, and Macintosh.

So, what exactly is a virtual instrument? In short, it is a collection of hardware and software components working together with your computer in a measurement/monitoring environment. Note carefully that the key word here is software. The famous World-War II poet/pilot John Gillespie Magee, Jr. once wrote, "I have slipped the surly bonds of earth . . . and touched the face of God." Similarly, virtual instrumentation lets you slip free from the bonds of restricted test methods and touch that which exists only in another dimension. In other words, like any technology that succumbs to the lure of the PC, virtual instrumentation lives in an almost sur-

real world of unlimited possibilities.

The best way to illustrate how real instrumentation and virtual instrumentation compare is by example. Let's say you have a low-frequency audio bandpass filter that you want to test for peak response and attenuation. The following scenarios show three ways to handle the situation.

**Benchtop Instruments.** Traditionally, the testing described above is done using a sweep generator and an analog oscilloscope. So for the benchtop example we selected a bench-test setup that included a Leader Model LFG-1300S sweep/function generator and a Leader Model 8020 dual-channel oscilloscope (see Fig. 2).

To perform this test, we first set the amplitude and frequency sweep limits of the function generator, using a handful of knobs and slide switches, then proceeded to adjust the oscilloscope for a stable trace by trimming the trigger and timing controls. We now had a picture of the filter's frequency response, but only on the screen of the oscilloscope. To record the results we had to bring up the graticule, eyeball the trace's cross points, and chart the numbers on a piece of paper.

**Virtual Instruments 1.** We next duplicated the test bench using virtual test instruments. The signal source was a PC-based Keithley MetraByte SM1010 arbitrary-function-generator

### Graphical Programming

Initially introduced as a way for department managers to create custom database applications, graphical programming is making inroads into the scientific and instrumentation communities. A graphical programming application is one that solves the problem of having to learn a traditional programming language, like C or Basic, by implementing the process of writing code in the shape of icons.

In its purist form, you write programs simply by connecting or wiring icons together without having to know anything about the code it generates. LabVIEW, from National Instruments, is typical of today's graphical programming for virtual instrumentation. With LabVIEW, you build your instrument by selecting icons from a library and connecting them together in much the same way you'd construct a flow chart. Icons exist for both buried mathematical functions and visible front-panel controls. The graphical compiler converts the LabVIEW block-diagram source code directly into machine code.

For users who need access to the code to write special routines or to create new icons, there are programs like LabWindows/CVI. LabWindows is a different approach to C programming, one that lets you experiment with library functions and learn how they work before you ever write a line of code. Like LabVIEW, you interactively build the function call by specifying the values of the controls on a function panel.  $\Omega$

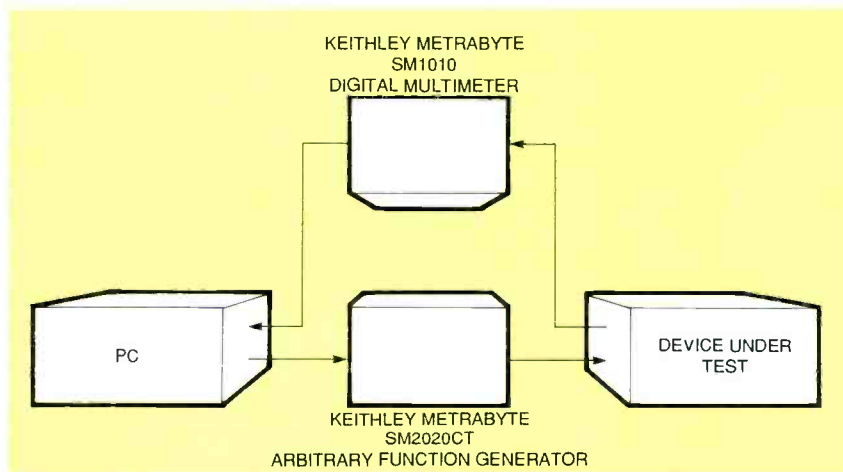


Fig. 3. In the first virtual-instrumentation example, we used a Keithley MetraByte SM2020CT arbitrary function generator and an SM1010 DMM to measure the frequency response of the device under test.

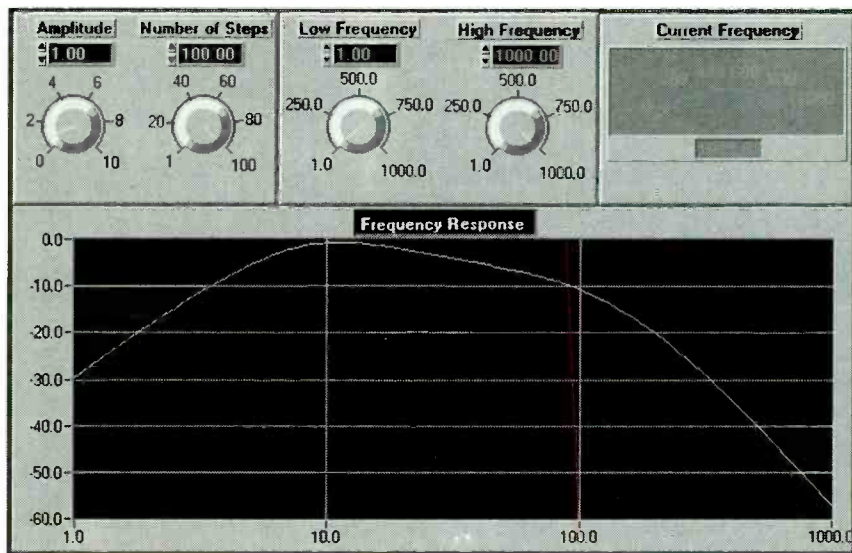


Fig. 4. We created the virtual instrument for the first virtual-instrumentation example using National Instruments' LabVIEW programming software.

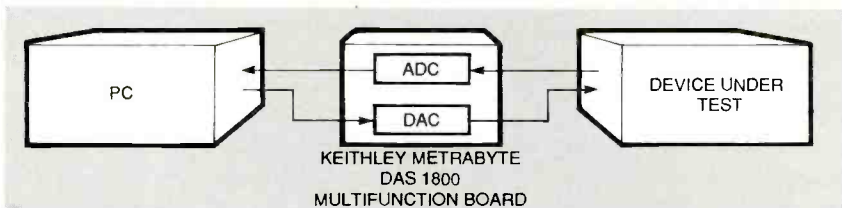


Fig. 5. In virtual-instrumentation example 2, we used a Keithley Metrabyte DAS 1800 multifunction board to measure the frequency response of the device under test.

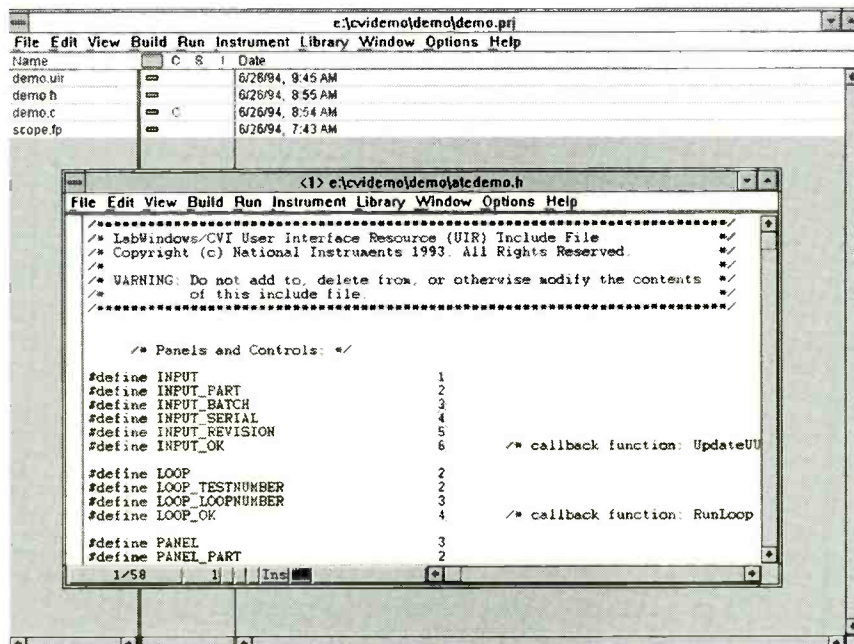


Fig. 6. We created the virtual instrument for the second virtual-instrumentation example using National Instruments' LabWindows/CVI C compiler programming software.

adapter card and the monitor was a Keithley Metrabyte SM2020CT digital-multimeter card (see Fig. 3).

That done, it was time to choose the instrumentation software. While Keithley Metrabyte has a virtual instrumentation software package called VTX (\$450), it requires Visual Basic and only works with select Keithley Metrabyte products. Given those restrictions, we opted for National Instruments' LabVIEW graphical programming software.

We then created the virtual instruments. Notice that we substituted a digital multimeter for the oscilloscope, yet we have what looks like a scope screen on our front panel (see Fig. 4). Herein lies the strength of virtual instrumentation.

If you look at the requirements of the test, you see that all you actually need is an AC voltmeter and a variable-frequency audio generator. By advancing the frequency from 1 Hz to 1000 Hz in increments of whatever,

and taking a voltage reading at each step of the way, you can plot the frequency response of the filter. That is what we told LabVIEW to do (notice that the number of steps is a knob adjustment). While there are oscilloscope cards on the market that we could have used for this application, they're more expensive and overkill for this project.

**Virtual Instruments 2.** Finally, we decided to demonstrate the versatility of virtual instrumentation by downsizing the hardware to its basic components using a Keithley Metrabyte DAS 1800 multifunction board. Among other functions, that board contains two 12-bit digital-to-analog converters (DAC), one of which we used for the signal source, and a 12-bit analog-to-digital converter (ADC) that we configured as a voltmeter (see Fig. 5).

For this test setup we used National Instruments' LabWindows/CVI virtual

instrumentation software (see Fig. 6). LabWindows is a visual programming tool that uses library functions to generate compiled C code. In addition to providing programming icon libraries that automatically generate code, LabWindows gives you access to the code itself to write special functions or to modify an existing routine.

First we programmed the DAC to behave like a sinewave generator. Basically, a DAC looks at a binary number and converts it into an analog-voltage representation of the number. Let's assume the output range of the DAC is 10 volts. If we input the number 4096, the output voltage will be 10 volts. If we input the number 2048, the output voltage is 2.5 volts. A 0 input results in a 0-volt output.

### Glossary

**DAQ**—An acronym for Data Acquisition cards; adapter boards that plug into a PC slot.

**EPP**—Enhanced Parallel Port. A type of parallel port capable of sending and receiving data at speeds up to 800 MB per second.

**GPIB**—Developed by Hewlett-Packard in 1965 under the name of HP-IB (Hewlett-Packard Interface Bus), the GPIB (General Purpose Interface Bus) is the premier parallel communications protocol for desktop test instruments that link with the PC.

**IEEE 488**—In 1965, Hewlett-Packard developed the Hewlett-Packard Interface Bus (HP-IB) to connect their line of programmable instruments to their dedicated controllers. In 1975, that interface protocol was adopted by the IEEE Committee and designated the IEEE 488 Standard. The term is synonymous with GPIB.

**PC Card**—The industry name for any device—memory card, modem, etc.—that plugs into a PCMCIA expansion slot.

**PCMCIA**—Short for Personal Computer Memory Card International Association. See PC Card.

**Plug and Play (PnP)**—A standard developed by Microsoft, Intel, and others that lets you plug in a PC adapter board without having to set switches or jumpers.

**RS-232C**—The official specification (developed by the Electronics Industry Association, EIA) on which standard PC serial ports are based.

**VI**—An acronym, coined by National Instruments, that stands for Virtual Instrumentation.

**VXI**—A technology that uses a mainframe chassis with a maximum of 13 slots to hold modular instruments on plug-in boards; not compatible with PC boards.

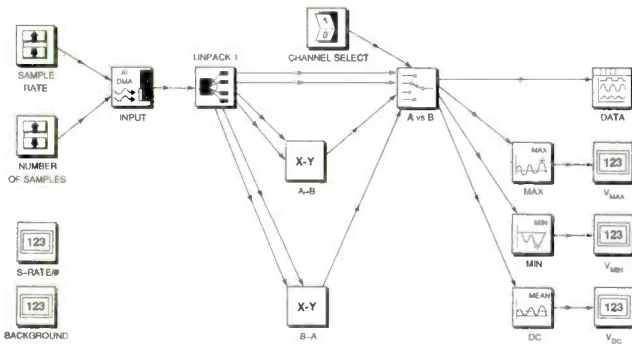


## The Many Faces of Virtual Instrumentation

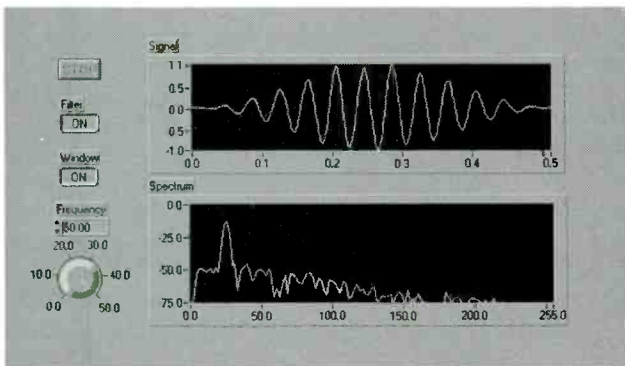
While the goal of virtual instrumentation is to portray the test instrument as a physical device, it seems everybody has a different opinion of what those devices should look like. Here's how some of the popular programs think a virtual test bench instrument should appear.



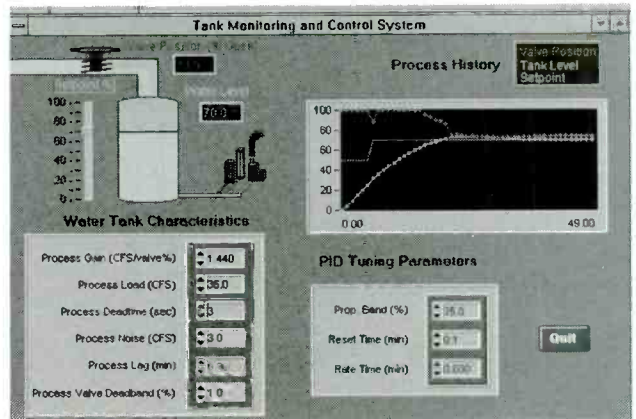
DasyLab is a popular virtual-instrumentation program that shows instruments in their simplest form—as data displays with the logic diagram in the background. DasyLab is available from Dasytec and other vendors, including IOtech, Microstar Laboratories, and Strawberry Tree.




This is how Visual Designer, from Intelligent Instrumentation, symbolizes a dual-channel oscilloscope with digital display. The digital voltmeters (on the right) show the maximum, minimum, and average voltage values.



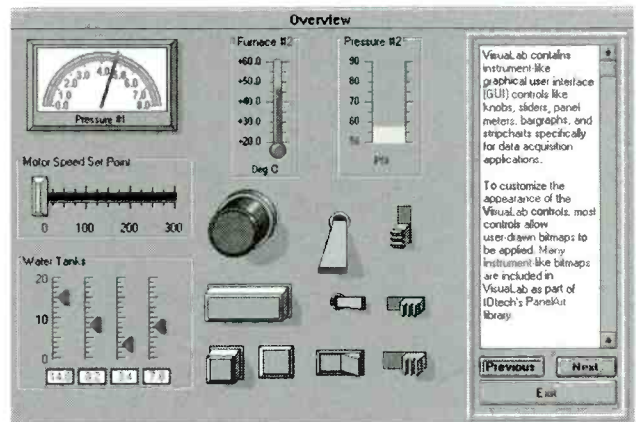
LabVIEW, from National Instruments, does the best job of duplicating the look and feel of a benchtop test instrument, with knobs and buttons that really work.



While National Instruments' LabWindows/CVI screen can be made to look like LabVIEW, it's frequently used in production testing where macro models, like the water tank above, are often the preferred choice.



Visual Test Extensions, VTX, from Keithley Metrabyte is a Windows extension application that works under Microsoft's Visual Basic program.



VisualLab, from IOtech, does an excellent job of mimicking switches and gauges. Like Keithley Metrabyte's VTX, it requires Microsoft Visual Basic.

# VCR Cross Reference

**NOW Find the right Part  
for your VCR**



## With the ISEET VCR CROSS REFERENCE

This 119-page reference contains both model and part-number cross-references updated to include 1994 units.

VCR's are made in a few factories from which hundreds of different brand names and model numbers identify cosmetically-changed identical and near-identical manufactured units. Interchangeable parts are very common. An exact replacement part may be available only a few minutes away from you even though the manufacturer supplier is out-of-stock. You may be able to cannibalize scrap units at no cost!

The ISEET VCR Cross Reference is pre-punched for standard loose-leaf binding. . . \$38.00 plus \$3.00 for shipping for each Reference.

**Claggk Inc.**  
**VCR CROSS REFERENCE OFFER**  
**P.O. Box 4099**  
**Farmingdale, New York 11735-0793**

Name \_\_\_\_\_

Business \_\_\_\_\_

Address \_\_\_\_\_

City \_\_\_\_\_

State \_\_\_\_\_ Zip \_\_\_\_\_

Phone \_\_\_\_\_

Enclose \$38.00 for the Fifth Edition of the ISEET VCR Cross Reference and \$3.00 for shipping for each Reference.

The total amount of my order is \$ \_\_\_\_\_

Check enclosed—do not send cash.

or please charge my credit card.

Visa  MasterCard Exp. Date \_\_\_\_/\_\_\_\_/\_\_\_\_

Card No. \_\_\_\_\_

Signature \_\_\_\_\_

New York State residents must add applicable local sales tax to total. US funds only. Use US bank check or International Money Order. CB02

Through careful ordering of the numbers, we can create an output signal that mimics the undulations of a sine-wave. The frequency of the signal is determined by the rate at which we step through the conversions.

An ADC is the mirror image of a DAC: It converts analog voltages into binary numbers. To make the ADC behave like an AC voltmeter, though, we need to condition the input signal. We do that by taking voltage samples over several waveforms, then mathematically processing the numbers to arrive at a result in volts rms. Those rms numbers are then plotted on the screen to produce a frequency-response curve.

### Comparing the Options. Of the

#### Names and Addresses

##### Dasytec USA

11 Eaton Rd.  
Amherst, NH 03031

##### Data Translation, Inc.

100 Locke Dr.  
Marlboro, MA 01752-1192  
<http://wheat.symgrp.com/symgrp/datx/home.html>

##### Hewlett-Packard Co.

5301 Stevens Creek Blvd.  
Santa Clara, CA 95051  
<http://www.hp.com/ahp/home.html>

##### Intelligent Instrumentation, Inc.

6550 S. Bay Colony Dr.  
Tucson, AZ 85706  
<http://www.instrument.com/>

##### IOtech, Inc.

25971 Cannon Rd.  
Cleveland, OH 44146  
<http://www.iotech.com/>

##### Keithley Metrabyte

440 Myles Standish Blvd.  
Taunton, MA 02780  
<http://www.metrabyte.com/>

##### Microstar Laboratories, Inc.

2265 116th Ave. NE  
Bellevue, WA 98004  
<http://www.mstarlabs.com/>

##### Laboratory Technologies Corp. (Labtech)

400 Research Dr.  
Wilmington, MA 01887  
<http://www.labtech.com/>

##### National Instruments

6504 Bridge Point Pkwy.  
Austin, TX 78730-5093  
<http://www.natinst.com/>

##### Strawberry Tree, Inc.

160 South Wolfe Rd.  
Sunnyvale, CA 94086  
<http://www.strawberrytrees.com/index.html>

three above examples, the first, using benchtop instruments, is the least flexible. It's also the hardest to use, due largely to the lack of a permanent recording feature, and it takes up a lot of bench space. On the other hand, it's the least expensive, checking in at just \$1200.

Virtual Instruments 1 is the most expensive approach, costing you a cool \$1680 for the two boards specified. While there are cheaper alternatives to the ones mentioned, they'll still cost you more than \$1200, and that doesn't include LabVIEW, which is a one-time expense of \$995. However, it's the easiest configuration to setup and modify, and is an excellent choice for a test lab where the test requirements change constantly, because changes to it can be made quickly and effortlessly.

Virtual Instruments 2 is the most adaptable of the lot because it uses very fundamental building blocks that can be configured to meet a wide variety of situations. It's faster and cheaper (\$1499, not including LabWindows) than virtual-instrumentation example 1, and is the easiest to use once set up. While you don't have to be a rocket scientist to set up this arrangement, you will need a working knowledge of C+. That approach to designing virtual instruments is ideal for production testing where the test specifications hardly ever change, and price and test speed are important factors. It's also the most conducive to automatic testing (ATE).

I know what some of you are thinking: We're comparing apples to oranges. In the first instance we used an oscilloscope, in the next we used a multimeter, and in the last it's an ADC. But that's the beauty of virtual instrumentation—there are no constraints with virtual instrumentation.

**Virtual Beginnings.** Up to now there's been a distinct line between real test instruments and virtual test instruments. But that distinction is likely to blur as virtual instruments improve in performance and life-like appearance. We can imagine a time when 3D graphics and touch screens will give a virtual instrument the actual look and feel of a benchtop instrument. But whatever shape they eventually take, virtual instruments are here to stay.

**Y**ou're looking for a used oscilloscope at a ham fair and wonder if that \$150 gem is really as good as the person at the table says it is. The trace lights up and the seller assures you it is "like new." What you need is something that will allow you to do a quick check of amplitude accuracy, sweep accuracy, and bandwidth. The Fast Pulser Scope Calibrator described here is a small, portable, battery-powered scope calibrator that meets those needs perfectly and costs less than one bad deal.

**Testing a scope.** Amplitude accuracy and calibration are both relatively simple to test. Any signal of a known amplitude will work well, including something as unsophisticated as a battery. Just apply the signal to the scope and count the number of divisions. If you have a way to generate one, a squarewave is even more useful as you get a direct indication of peak-to-peak amplitude that allows testing of AC-coupled circuits.

Time (or sweep) accuracy is easily tested by using a signal derived from a crystal oscillator, which will give better than 0.1% resolution and typically closer to 0.01%, depending on the crystal.

The most difficult parameter to measure is bandwidth. If you had a variable-frequency generator with a calibrated output, you could measure bandwidth by sweeping the input frequency until you reached the -3-dB point. Unfortunately, those instruments are not very portable. However, there is an easier way to determine bandwidth that is close enough for most purposes: apply a fast rise time pulse to the oscilloscope and observe the rise time of the displayed waveform.

To see how that works, let's say that a scope under test has the response curve of Fig. 1-a. Figure 1-b is a simple resistor-capacitor circuit that models that response curve.

If  $V_{in}$  is a fast pulse,  $V_{out}$  can be found with:

$$V_{out} = V_{in}(1 - e^{-t/RC})$$

where  $e$  is the exponential function,  $R$  is the resistance in ohms,  $C$  is the capacitance in farads, and  $t$  is the time in seconds after the pulse is applied. That output looks like the curve shown

# BUILD THE FAST PULSER SCOPE CALIBRATOR



*Psst! Wanna buy a used oscilloscope? Checking out that bargain before you buy is now a snap with this handy, portable device.*

STEVEN D. SWIFT

in Fig. 2. Figures 1-a and 2 were calculated using values of  $R$  and  $C$  to simulate an oscilloscope with a -3-dB rolloff at 100 MHz.

Rise time is the time for a signal to go from 10% of its final value to 90% of its final value. Those points are labeled as 10% and 90% in Fig. 2, with the final value of  $V_{in}$  normalized to one.

We need to find the rise time, so by using:

$$0.1 = (1 - e^{-t_{10}/RC})$$

$$\text{and } 0.9 = (1 - e^{-t_{90}/RC})$$

we solve for  $t_{10}$  and  $t_{90}$  using:

$$t_{10} = 0.1054 RC$$

$$\text{and } t_{90} = 2.303 RC$$

The final formula for the rise time becomes:

$$t_r = t_{90} - t_{10} = 2.198 RC$$

Since the -3-dB bandwidth (BW) of a simple RC circuit is given by:

$$BW = 1/(2\pi RC)$$

$$\text{or } RC = 2\pi/BW$$

With  $\pi = 3.1416$ , we substitute into the formula for  $t_r$ :

$$t_r = 0.35/BW$$

$$\text{or } BW = 0.35/t_r$$

That formula can also be used to approximate other circuits with a smooth rolloff that are more than just the simple RC type, as long as they do not suffer from excess peaking, which causes ringing. Figure 3 is a plot of the bandwidth versus rise time using that formula.

If the rise time of the pulse is not fast compared to the rise time of the oscilloscope being tested, the scope's true rise time can be calculated by:

$$t_r(\text{scope}) = \sqrt{t_r(\text{observed})^2 - t_r(\text{pulse})^2}$$

For bandwidths up to 250 MHz, a pulse with a rise time  $t_r$  of < 640 picoseconds (0.64 nanoseconds) will cause less than a 10% error in the scope's bandwidth prediction. Figure 4 shows observed rise times on the scope's display versus actual rise times of the scope's circuitry as a function of the output rise time of the applied pulse.

Those calculations and figures apply to oscilloscopes with well-behaved responses as in Fig. 1-a. Poorly designed, misadjusted, or defective oscilloscopes will have overshoot,

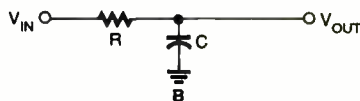
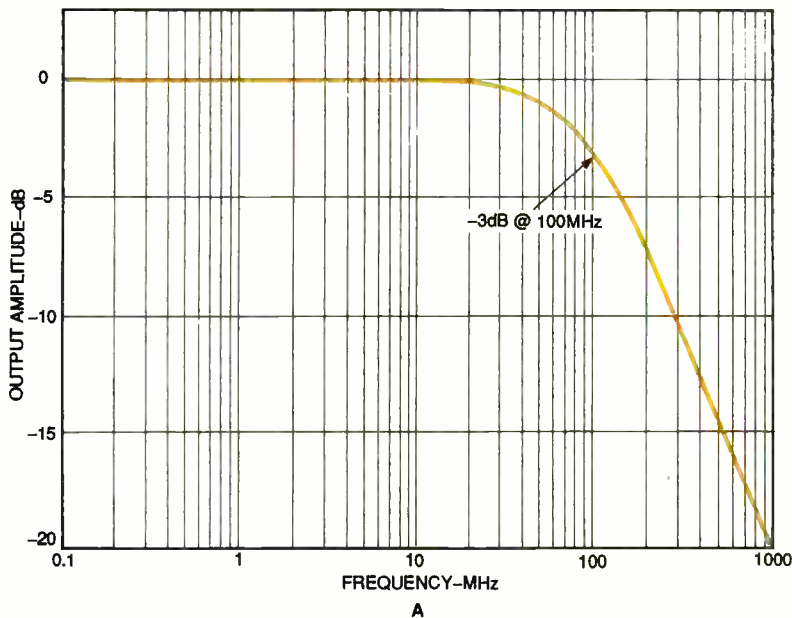


Fig. 1. The response curve of a typical oscilloscope (a) and a simple R-C circuit that simulates that response (b).

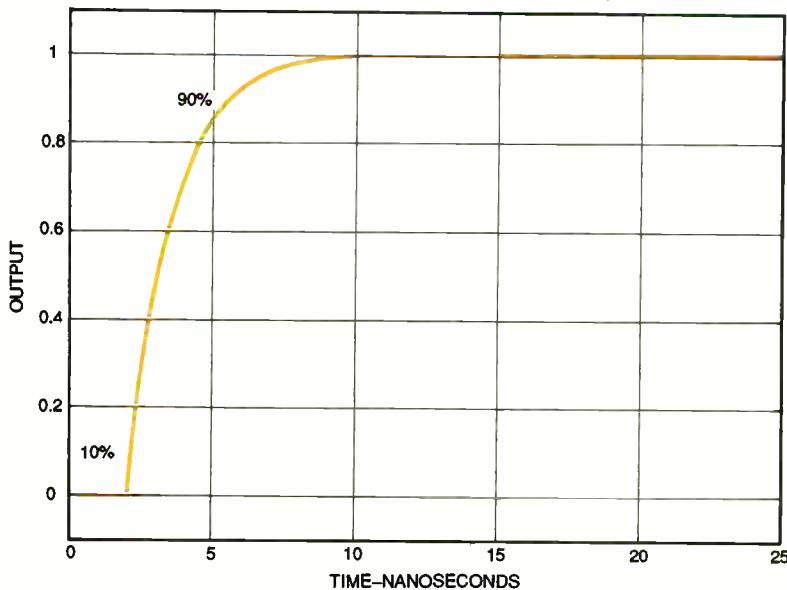


Fig. 2. The output of the R-C circuit when a fast pulse is applied to its input. Like oscilloscopes, a lower bandwidth will take longer for the output to reach 100%.

ringing, or undershoot. If overshoot or ringing is present and is, for example, greater than 15% of the final value, the apparent bandwidth will be incorrect. That is generally a sign of a peaked response and indicates an oscilloscope that may have some problems or be unsuitable for precision work.

**Circuit design.** With that background information, we can now design a circuit that will give us the correct signal to measure the amplitude, frequency, and bandwidth of an oscilloscope. We also want a unit that is small, battery-powered, and portable.

Since the bandwidth specification

is going to be the most challenging, let's start there. We need to generate a fast pulse. In the past, the fastest devices available were tunnel diodes. Tektronix at one time made many different tunnel-diode pulsers, but those diodes are almost impossible to find. Fortunately, the need for high-speed digital circuitry has forced semiconductor manufacturers to generate special fast-logic families. One of those is Motorola's ECLips (Emitter Coupled Logic in picoseconds). The devices specified have a maximum output rise time of 350 ps (0.35 ns); more than adequate for our purposes. We'll choose one of those devices for the fast part of the circuit.

A crystal-oscillator circuit ensures frequency accuracy, while the amplitude is set by choosing a version of the

## PARTS LIST FOR THE FAST

### RESISTORS

(All resistors are 1/10-watt, 1%, metal film, type 0805 surface mount, unless otherwise noted.)

R1, R2—82.5-ohm

R3, R4, R5, R9—124.0-ohm

R6, R7, R14—681.0-ohm

R8—1-megohm

R10, R11—100-ohms, 1 turn variable, surface mount (Panasonic EVM-IGSX30BXX or similar)

R12, R15, R18—27.4-ohm

R13—63.4-ohm

R16—49.9-ohm

R17, R19—0.0-ohm

### CAPACITORS

C1, C2, C3, C4, C14, C16—10- $\mu$ F, 6.3WVDC, tantalum, surface mount (3216 SM)

C5, C6, C7—.022-pF ceramic, surface mount (0805 SM)

C8, C9—470- $\mu$ F, 6.3WVDC, high-frequency aluminum electrolytic (Panasonic ECA-0JFQ471 or similar)

C10, C11, C13, C15—22-pF ceramic, surface mount (0805 SM)

C12—220-pF ceramic, surface mount (0805 SM)

### SEMICONDUCTORS

IC1—74HC4060M HCMOS oscillator/divider, SO-16 integrated circuit

IC2—MC100EL32D ECLips divide-by-2, SO-8 integrated circuit (Motorola)

IC3—MAX777CSA switching regulator, SO-8 integrated circuit (Maxim)

LED1—High brightness light-emitting diode, red

device for the fast part of the circuit whose output levels are both temperature and power-supply stable. The final overall block diagram is shown in Fig. 5.

**Design details.** Figure 6 shows the complete schematic. Refer to it and the block diagram during the discussion that follows.

A 74HC4060 HCMOS oscillator/divider integrated circuit (IC1) was chosen for generating the master clock because it includes the oscillator circuitry and dividers necessary for a precision crystal-controlled clock with a minimum of external components. Choosing that part lets us use an inexpensive 4-MHz crystal rather than a larger and more costly low-frequency crystal.

The divide-by-16 output of IC1, at 250 kHz, is applied to a Motorola MC100EL32 divide-by-2 ECLips flip-flop (IC2), through level-shift and decoupling components C7, C15, and R6. Resistor R3 sets the input impedance seen by IC2 and divides the amplitude of IC1's output down to the ECLips input levels. The MC100EL32 has transition times of both outputs specified at less than 350 ps (0.35 ns) and temperature-compensated output levels. The divide-by-2 action of the device provides 125 kHz at ap-

proximately 800-mV p-p to the amplitude adjustment circuit and output stage.

The output of IC2 is terminated with loads consisting of resistor pairs R1/R4 and R2/R5. The values shown provide an equivalent load voltage of about -2 volts and a load impedance of 50 ohms. The output of IC2 is AC-coupled by capacitors C12, C13, C14, and C16 to an adjustable T-attenuator network. The various values of the coupling capacitors combine to transmit the fast rise time edges (C12 and C13)

## PULSER SCOPE CALIBRATOR

### ADDITIONAL PARTS AND MATERIALS

- J1—BNC male connector (Kings KC-79-59 or similar)
  - L1—100 $\mu$ H, 0.41-amp rated coil, surface mount (TOKO 636CY-101M or similar)
  - S1—SPDT miniature switch (Mouser 10SP018 or similar)
  - XTAL1—4-MHz AT-strip crystal, surface mount
  - B1—Batteries, 3-volts, see text
- Printed-circuit board, case, cover, battery holder (Digi-Key BH2AA), 4-40 x 1/4-inch Phillips pan head screws

**Note:** The following items are available from: Novatech Instruments, Inc., 1530 Eastlake Avenue East, Suite 303, Seattle, WA 98102; e-mail: novatech@eskimo.com, URL: <http://www.eskimo.com/~ntsales>: Key Parts kit (includes J1, ICI, IC2, IC3, printed circuit board, case, and cover) (order MTS529-K), \$50. Circuit Board only (order MTS529-B), \$10. Completely assembled and tested Scope Calibrator (order MTS529), \$125. Please add \$5 for USA shipping and \$10 for overseas shipping by U.S. Postal Service. These are special prices and are valid only for six months. Please mention this article when you mail payment. WA residents must add 8.2% sales tax. Please mail a check drawn on a bank with a branch in the U.S. or a money order. Sorry, phone orders and charge cards are not accepted.

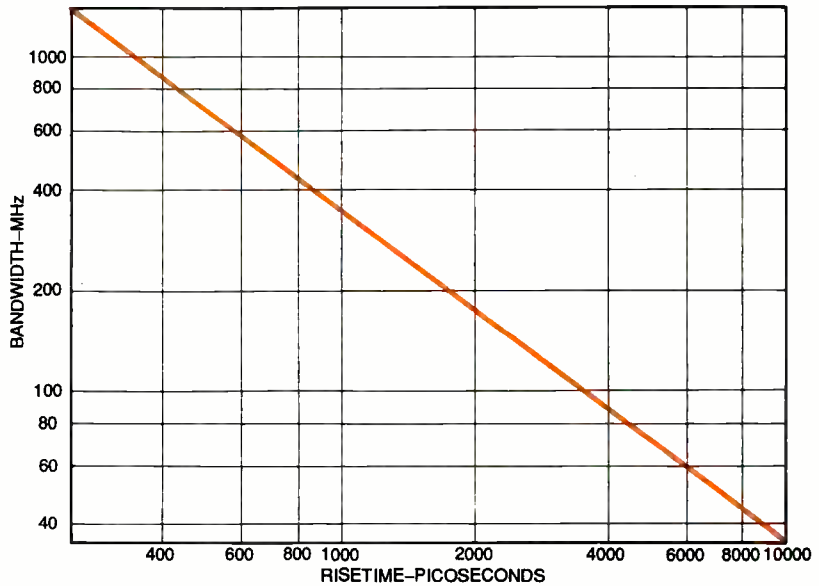


Fig. 3. The bandwidth of an oscilloscope can be found by observing how quickly the oscilloscope responds to a fast-rising input pulse. The quicker a scope responds to an input, the greater its bandwidth.

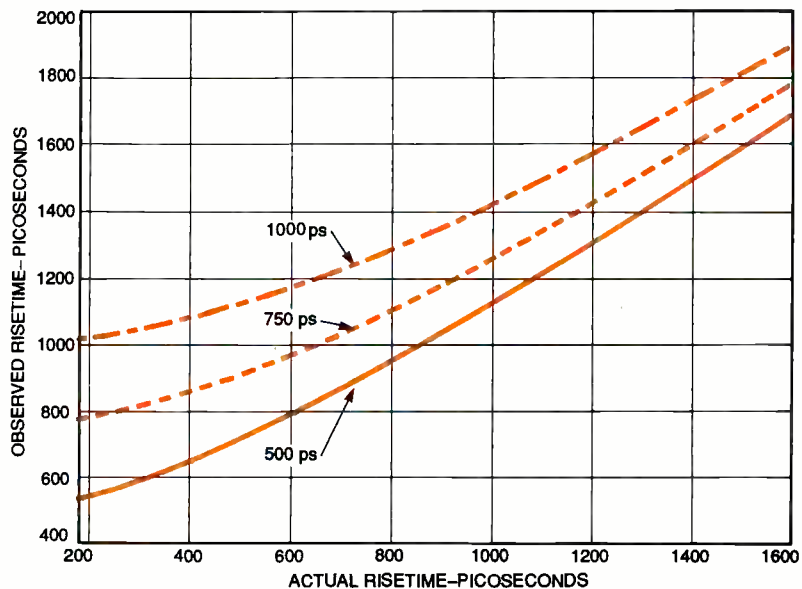


Fig. 4. A pulse with its own rise time will introduce additional error when measuring a scope's bandwidth. Keeping the pulse's rise time as short as possible will reduce such errors to an acceptable level.

while preventing droop at the 125-kHz base frequency (C14 and C16).

The output T-attenuator allows adjustment of open-circuit voltage level (R10) and output impedance (R11). Levels of 600-mV p-p open circuited and 300-mV p-p into 50 ohms were chosen to correspond to 6 divisions on an oscilloscope with a high-impedance input set to 100-mV-per-division, or 50-mV-per-division if the scope's input impedance is 50 ohms. That output is applied to a male BNC connector, which allows direct connection to the oscilloscope under test

without using cables or adapters. The parasitic inductance of the output stage is kept small by the use of surface-mounted components. Even with that precaution, the output stage degrades the rise time to approximately 500 ps (0.5 ns). That rise time is adequate for testing oscilloscopes to 250 MHz with less than 10% error without using the correction formula or Fig. 4.

A switching power supply (IC3 and its associated components) was chosen to generate the required power for the circuit. The -5V supply

needed to supply power to IC1 and IC2 is generated by IC3, a MAX777CSA switching regulator. Using two AA alkaline cells will supply power for almost 4 hours of continuous operation, and keep the project compact. Various types and sizes of batteries were tested with the power supply and it was found that 2 AA alkaline cells provide excellent performance without being very expensive.

**Construction details.** To maintain the high-speed performance of the instrument, the circuit board used consists mostly of a solid copper ground plane, with just enough area cleared away for the components. Other than a few pads and holes, the whole solder side of the circuit board is also a ground plane. Please note that if you plan to make your own boards from the artwork, the minimum trace width used is 8 mils (0.2 mm) which may cause etching difficulties. Note also that the back side ground plane is important for correct operation, so the feedthrough holes must be connected.

The parts placement diagram for the project is shown in Fig. 7. Since we

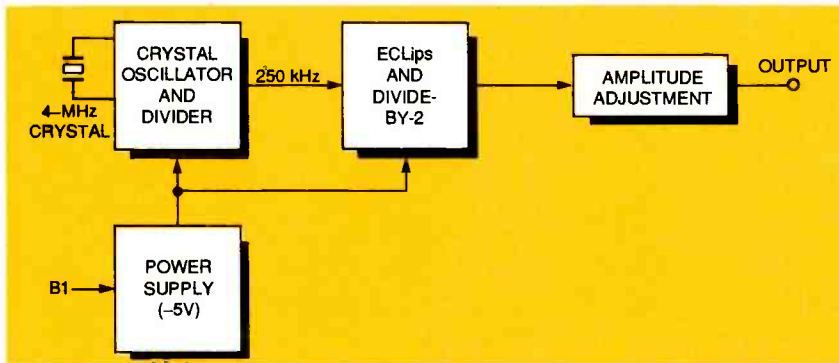


Fig. 5. Here's the block diagram of the Scope Calibrator. A crystal-controlled oscillator coupled with ECLips-based technology make for an accurate, reliable design.

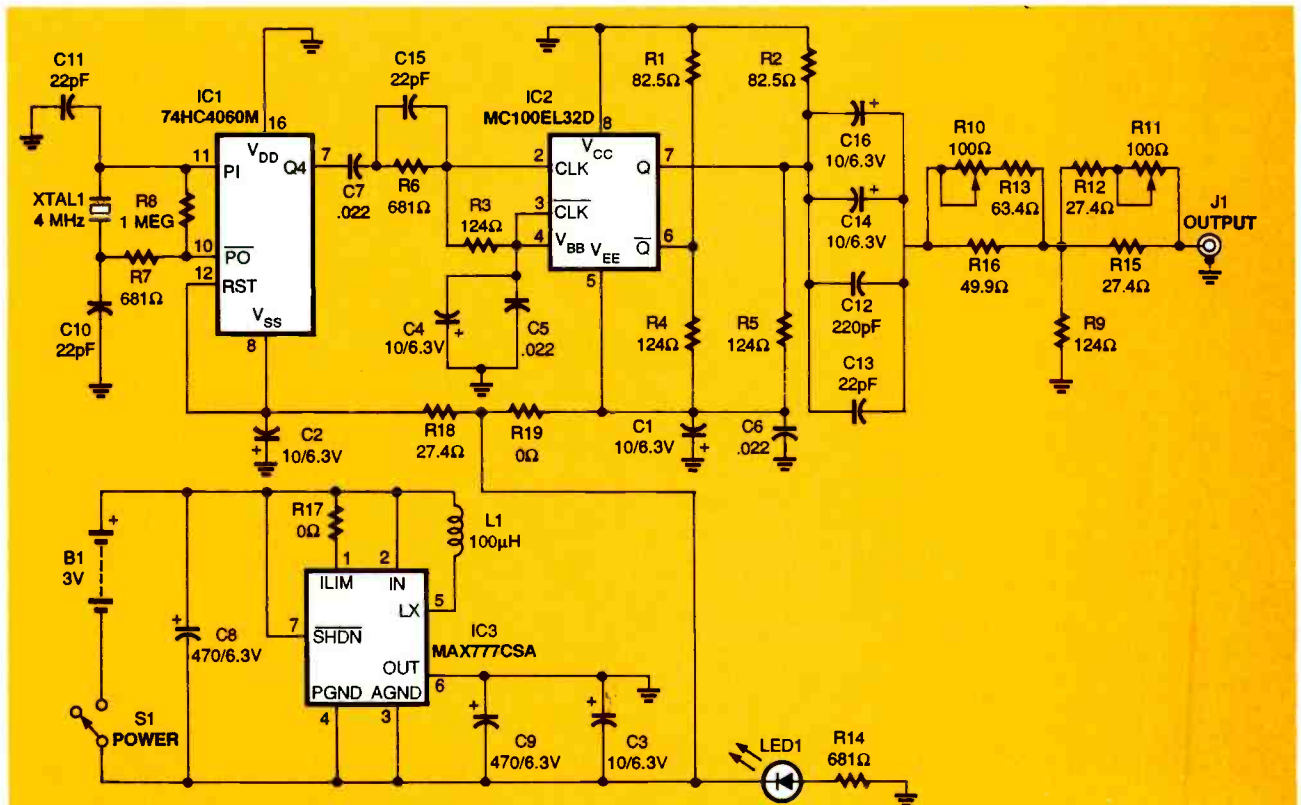


Fig. 6. The complete schematic for the Scope Calibrator is shown here. A Motorola MC100EL32D divide-by-2 ECLips flip-flop produces a signal unaffected by changes in temperature or supply voltage.

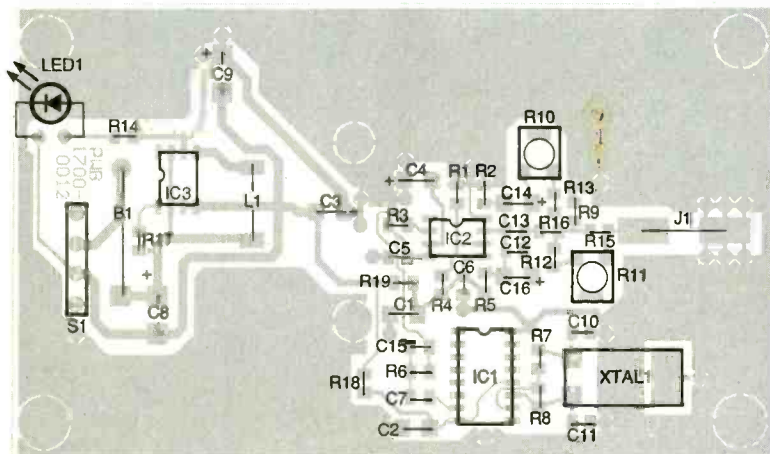


Fig. 7. Use this parts placement when building the Scope Calibrator. Surface-mount technology helps keep parasitic inductance to a minimum, as well as maintain a small physical size to the finished unit.

want a small sized instrument and the circuit has very high speed signals that require RF-design techniques, surface-mount components were chosen for the project. The small parts allow for optimized circuit specifications while reducing performance-degrading parasitic signals. They also allowed the complete project (less the batteries) to be enclosed in a 1.8-by 3-inch metal case.


Unfortunately, those small components make the assembly of the project rather difficult. If you have never handled SMT devices, you might want to look back at "Surface Mount Technology" in the November, 1987 issue of **Radio-Electronics**, or "A Hobbyist's Guide to Surface-Mount Technology" in the January, 1995 issue of **Popular Electronics** and first try some of the simple projects there. An assembled and tested Calibrator is also available from the source given in the Parts List.

The Scope Calibrator only needs calibration for amplitude. The basic accuracy of the crystal and the rise time are fixed by the design used and need not be calibrated. The easiest and most accurate way to calibrate the unit is to use a wideband (>200 kHz) AC rms voltmeter. With just the voltmeter load, adjust R10 for a reading of 300-mV rms (the rms value of an AC-coupled square wave is equal to one-half its peak-to-peak value). Now apply the squarewave output to the voltmeter through a 50-ohm feedthrough termination. Adjust R11 for 150-mV RMS. That sets the output impedance equal to your load, so the accuracy of your 50-ohm load determines the accuracy of your Fast Pulser calibrator.

Do not use test leads or cables as the signal will be degraded by overshoot and ringing. Use a direct connection to the meter, such as a BNC to banana-plug adapter. The assembled and tested unit is calibrated using a 1-MHz bandwidth rms meter and a  $\pm 1\%$  50-ohm load.

**Applications.** The Scope Calibrator is easy to use. Simply switch it on and connect the BNC output to the input channel of an oscilloscope under test. If the scope has a high input impedance (1 megohm is typical), set the vertical scale on the scope to 100-mV/division. If the scope has a 50-

(Continued on page 79)



Here's the foil pattern for the component side of the Scope Calibrator printed circuit board. If you decide to etch your own board, take care that the narrow traces don't break apart during the etching process.





Fig. 8. Here we're testing the sweep speed and amplitude of an oscilloscope. You should count 8 divisions when the sweep is set to 1- $\mu$ s/division.



Here's the foil pattern for the solder side of the printed circuit board. Connecting the ground planes on both sides of the board to each other is important for proper operation.

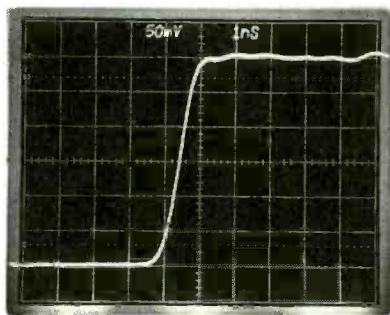


Fig. 9. Here we're testing the rise time of an oscilloscope. Measure the time it takes for the signal to rise from 10% to 90%, then use the chart in Fig. 3 to find the scope's bandwidth.

# Build The JamMix

*Play along with your favorite artists with this easy-to-build, fun-to-use, stereo mixer.*



The JamMix project described in this article is a three-channel stereo mixer that blends any amplified musical instrument with line-level stereo audio, so that a musician can accompany prerecorded music. Other benefits are that JamMix is battery powered and is universally compatible with consumer audio components. The range of suitable equipment varies from "walkman"-type stereos to state-of-the-art separate components. When headphones are used with JamMix to mute the music from the outside world, you can achieve dramatic volume levels without disturbing your neighbors (or perhaps the neighborhood). The JamMix also makes a great personal-practice amplifier, especially for guitars.

The unit's gain and level amplification stages were designed especially for guitars and offer a wide range of volume and distortion control. For example, the gain and level can be adjusted to present a clean signal until the guitar playing intensifies, whereby the distortion increases with the attack on the strings. That is a useful effect for adding power to solos. It can also be set for virtually any blend of *nasty* high-energy sound or *squeaky* clean sound.

**Circuit description.** Refer to the schematic diagram in Fig. 1. Nine of

the ten amplifier sections in five MC1458C dual op-amp integrated circuits are used. The INSTRUMENT jack, J1, provides a signal to IC1-a, which is a non-inverting buffer-amplifier with a gain of 2. The gain is determined by R3 and R4. The amplified instrument signal is fed to audio-gain stage IC1-b which is controlled by potentiometer R6. The circuit location of control R6 provides a desirable interplay with the volume control on the guitar. Whenever the output of IC1-b exceeds about 2-volts p-p (peak-to-peak), light-emitting diodes LED1 and LED2 begin to illuminate and clip the audio signal, providing a high-quality distortion effect. LEVEL control, R10, sets the level of the output of the high-gain distortion stage IC4-a, which in turn drives the ganged potentiometers, R14-a and R14-b.

Unity-gain amplifiers IC5-a and IC5-b feed summing amplifiers IC2-b and IC3-b, which in turn drive the external load connected to stereo out jack J3. The load may be either stereo headphones or additional external stages used for audio amplification. Integrated-circuit sections IC2-a and IC3-a are non-inverting amplifiers, each with a gain of 2. Their inputs are the line-level stereo input signals, each having a gain of 2. Their outputs mix with the instrument signal in amplifiers IC2-b and IC3-b; both of these amplifiers also have a gain of 2.

Power is provided by two 9-volt batteries, B1 and B2, via switch S1, which is a double-pole, double-throw switch. Batteries B1 and B2 are series connected with the interconnecting lead grounded, thus providing two 9-volt supplies, one negative and the other positive.

**Software circuit model.** The JamMix circuit was entered into a Spice electronics-circuit analysis program to verify the design. The program was used primarily to check that no undesirable operation could result from the various component tolerance interactions and temperature changes. The circuit was modeled from R1 to R14, and R14 was taken as the load. Since the line-input amplifiers are identical to the instrument amplifier, it was unnecessary to model the entire circuit. Furthermore, the response at the output would vary with the type of load (amplifier input, headphones, etc.).

A worst-case Monte Carlo analysis was performed, which randomly adjusts the component tolerances that might be found in an actual production run of a circuit. This shows that using normal component values within their tolerances in what could be an unfavorable selection, no circuit would be rejected, indicating excellent circuit stability. The frequency response was also plotted (see Fig. 2)



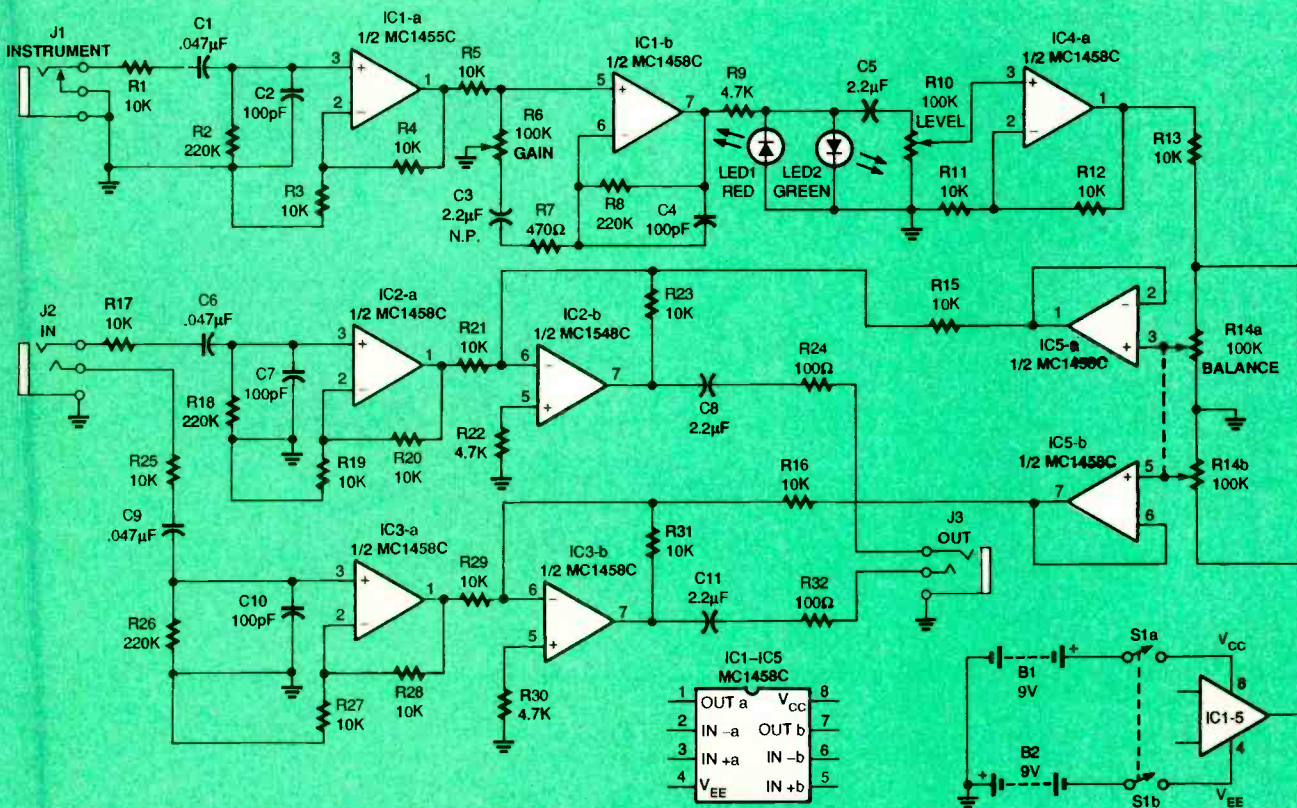


Fig. 1. Here's the schematic diagram for JamMix. Note that nine out of ten sections from five MC1458C dual op-amps are used.

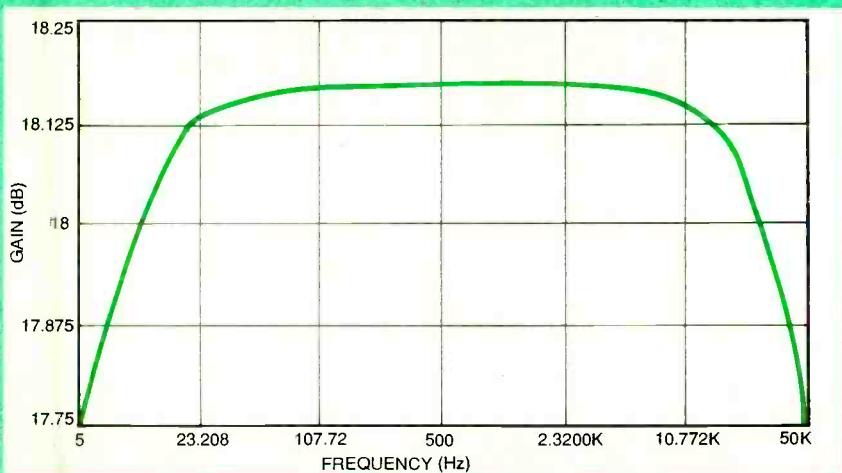


Fig. 2. Frequency response curve for JamMix is ultra flat considering that the curve shown covers only 1 dB of gain.

and proved to be far better at +0.0dB/-0.4 dB from 5 Hz to 50 kHz than required for consumer high-fidelity systems. A typical high-fidelity specification would be a flat (within 3 dB) audio response from 20 Hz to 20 kHz.

**Construction.** All components are readily available from local and mail-order sources. The components were selected to make the assembly of

JamMix from scratch as easy as possible for the novice. JamMix is well suited for construction with perf-board or wire-wrapping techniques.

A PC board is recommended because it makes construction much easier and goof proof. A PC board can be made from the same-size foil pattern provided in the article. That pattern was developed with the AutoCad program. Iron-on and other etching-resist methods are available

for PC board fabrication, and the holes can be drilled with a hand drill or Dremel tool. Novice builders are advised to install 8-pin DIP sockets instead of soldering the integrated circuits directly to the PC board. Be sure you have properly located pin 1 of each of the ICs before installing them.

The following is a suggested assembly sequence. Install all the PC-board components first (see Fig. 3). Be sure to observe battery polarity when installing the battery snaps. Don't forget to install four wire jumpers when using the PC board. Mechanically install all of the enclosure-mounted devices such as jacks, controls, and the switch on the plastic case front and rear panels. Use color-coded hookup wire between the jacks and controls to the PCB. Only one set of holes is provided for LED1 and LED2. Connect the two light-emitting diodes back-to-back (anode to cathode) and insert into the board. Polarity is not important here.

Mount the PC board inside the plastic case. Secure the PC board to the deck of the plastic case with double-sided tape or drops of RTV cement. Use the same technique to secure the

## PARTS LIST FOR THE JAMMIX

### SEMICONDUCTORS

IC1-IC5—MC1458C dual op-amp, integrated circuit  
 LED1—Light-emitting diode, red  
 LED2—Light-emitting diode, green

### RESISTORS

(All fixed resistors are ¼-watt, 5% units.)  
 R1, R3-R5 R11-R13, R15-R17, R19-R21, R23, R25, R27-R29, R31—10,000-ohm  
 R2, R8, R18, R26—220,000-ohm  
 R6, R10—100,000-ohm, panel-mount potentiometer  
 R7—470-ohm  
 R9, R22, R30—4700-ohm  
 R14—100,000-ohm, dual, ganged, panel-mount potentiometer  
 R24, R32—100-ohm

### CAPACITORS


C1, C6, C9—0.047- $\mu$ F, polyester-film  
 C2, C4, C7, C10—100-pF, ceramic-disc  
 C3, C5, C8, C11—2.2- $\mu$ F, 50-WVDC audio-frequency non-polarized electrolytic

### ADDITIONAL PARTS AND MATERIALS


B1, B2—9-volt, alkaline battery  
 J1—Phone jack, ¼-in., panel-mount, single closed-circuit  
 J2, J3—Phone jack, ⅜-in., panel-mount, stereo open-circuit  
 S1—Toggle switch, dpdt, panel-mount

Battery snap (2); battery (clip-type) holder (2); plastic case, 5 × 1½ × 5¼ inches; PC board; hardware, hookup wire, solder, etc.


**Note:** The following are available from Hendry Technology, 1107 Toler Pl., Suite 2, Norfolk, VA 23503. A one-sided, etched PC board is available for \$20.00. A complete JamMix kit is available for \$65.00. A 3.5-in. floppy disk with the following files is available for \$20.00: The original AutoCad drawings in .dxf format; all PCB Gerber, drill, and template files; the original article in .txt format; and step-by-step assembly instructions. The files will be in the .ZIP format. Check or money order in U.S. dollars only. U.S. and Canada orders only. Virginia residents must add appropriate sales tax.



Here's a view of the completed JamMix prior to closing the plastic case.



Connection to the program signal and mixing instrument signal are made from the back panel. Remember to set POWER switch to off when JamMix is not in use.



The three user controls on the front panel of JamMix are all that the musician needs to know about. The GAIN control regulates the instrument's signal level. Too much gain introduces desired clipping distortion. The LEVEL control provides the desired instrument mixing level with the input program signal. The BALANCE control moves the instrument's stage setting from extreme right to extreme left.

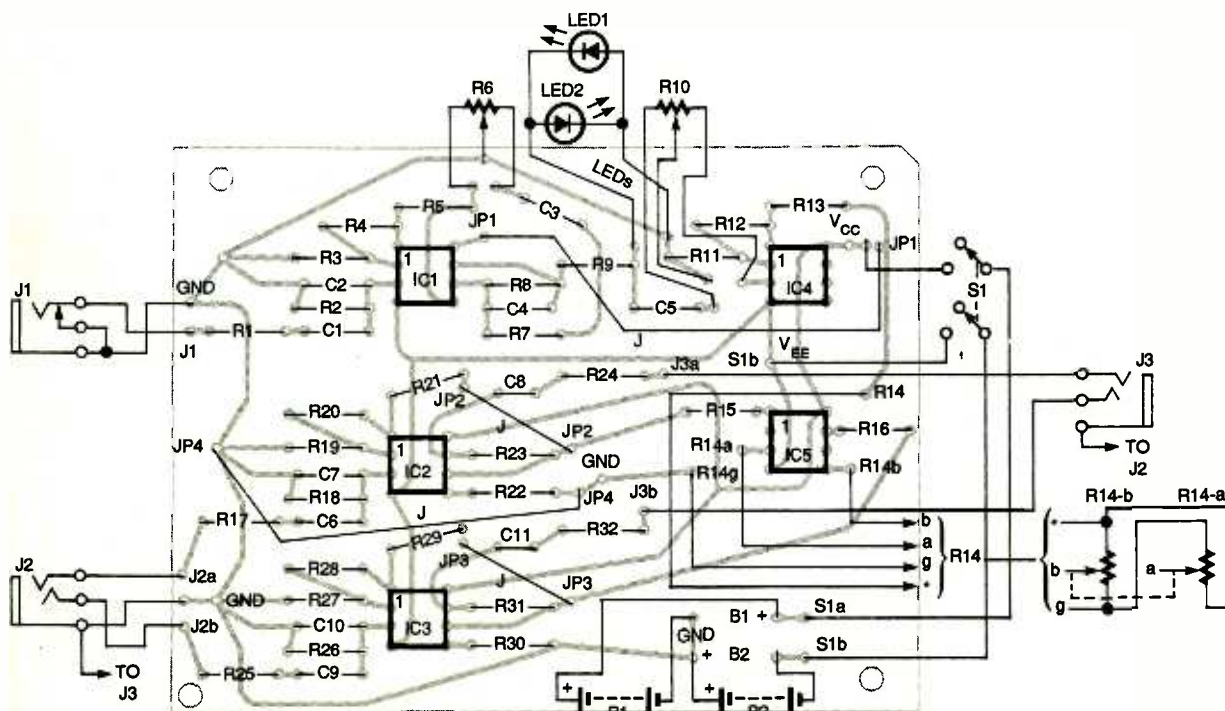
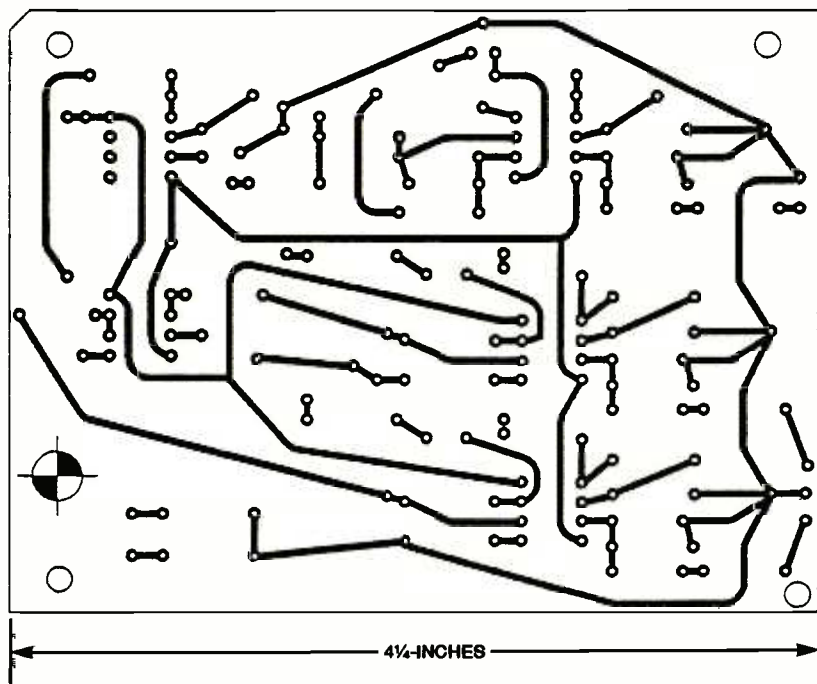


Fig. 3 Use the parts-placement diagram when mounting the components on the suggested PC board. The use of sockets for ICs is recommended.



PC board foil pattern is shown here same-size for use by experimenters who prefer to etch their own board.

battery clips. Add labels to the outside of the case to identify the jacks, switch, and controls. Close the case and you are done. The unit is now ready for jamming.

**Notes on distortion.** Devices that generate distortion for musical instru-

ments have been around since amplified instruments were available. Often the distortion was an inherent and undesirable condition caused by the design or poor component quality. As a teenager, I would hunt through the local libraries for electronic projects attuned to the guitar. I recall in-

stalling a germanium diode in series with the center lead of a guitar cord. It didn't work as promised, as a local AM radio station was received much louder than any guitar sound my new "fuzz box" produced.


The first store-bought "stomp box" I used was a small black and silver wedge that had the guitar cord permanently connected. Since then, I have used the Big Muff (because Hendrix used one) and a Morley Distortion One, MOD-LED1B. I still have the Morley, and it was in service for many years, mostly since the distortion control would allow me to blend the distorted signal with the clean signal, and partly because it never quit working. I often prefer just a small amount of distortion that kind of rides on the clean signal. The JamMix distortion effect maintains this desirable characteristic (quite on purpose, I might add), and also provides a full range of distortion levels.

**Stereo-balance control.** In addition to the gain and level controls, a balance control was designed into the JamMix to enable the user to set a chosen position within the band. This is accomplished by mixing all, some, or none of the instrument's signal in the right and left channels of JamMix. The

*Continued on page 81*

*The hot electronic components  
of the 1950s are today's vintage buys!*

# Where Has All The Good Stuff Gone?



*This McIntosh C22 Preamplifier can fetch as much as \$2500.*

GARY McCLELLAN

Since the early 1980s, a sub rosa clandestine electronics marketplace developed and grew. Old tube-type audio and communication equipment, even specialized parts, has been methodically picked out of circulation and sent overseas by aggressive entrepreneurs. Once that equipment reaches foreign shores, it is sold to wealthy buyers or held for speculation. This article describes how choice electronic Americana equipment makes its way overseas, who buys it, and what they are looking for.

To many American and Canadian consumers this "equipment drain" may be a non-issue because they prefer the latest high-tech gear, and that's fine for them. For others, there is cause for concern because most of the vintage equipment has left our shores forever. That means there is less stereo and radio equipment here for "antique" lovers to enjoy. Worse, the leftovers on our shores tend to be in fair-to-poor condition, and their prices rise steeply with demand.

To understand the current interest in vintage electronic equipment, consider this: I have a *perfectly* restored 1955 jukebox. When kids visit, they are enthralled by its appearance and enjoy watching it play records. That is because they haven't seen a jukebox before; most jukeboxes were trashed or sold to European buyers long before these kids were born. Adult visitors often tell stories about dancing to the music, how they met their spouses

over one, and so on. In short, the jukeboxes attract attention because they are rare and unique, and people buy them for those reasons. The same is true for the other types of vintage equipment described in this article.

**Overseas they will go.** The demand for vintage American-made electronic equipment is strong and increasing, particularly in Asia. That is reflected in equipment prices and availability in North America. For example, one of the finest tube-type stereo power amplifiers is the McIntosh MC275. It sold new for \$488 back in 1968: in those days you could buy a four-door sedan for about \$3300. Today, a used, unrestored MC-275 in good condition sells for about \$4000 (U.S.) in Japan! Even more amazing is that McIntosh Laboratory, Inc. reissued the amplifier with a \$4000 price tag, and those units sold like hotcakes. When McIntosh followed up with the companion C22 preamplifier for \$2000, it also sold well. My local McIntosh dealer told me that the equipment was re-issued to satisfy the red-hot demand in Asia, and that the first production runs of each model were sold out.


**Asian pipeline.** Over the years, I have become acquainted with many West coast vintage buyers and their purchasing methods. Then, on a vacation in Asia several years ago, I met a dealer who introduced me to the other side of the vintage-equipment

market. Both sides of the story are very interesting, to say the least!

The stateside group of vintage equipment buyers known to me uncovers audio and radio equipment by using a wide range of shopping techniques. Reading newspaper want ads, attending yard sales, and visiting flea markets are mandatory. In fact, one individual waits in line at 7 AM on Thursdays to pick up the weekly classified-advertising newspaper. (There must be hundreds of local and regional newspapers like it in North America.) Many buyers attend estate sales and auctions, occasionally with spectacular results. For example, a local aerospace firm recently auctioned a dispatcher's console for \$100. It contained three MC-275 amplifiers in pristine condition!

Several buyers visit old-time electronics stores and TV service centers, particularly those in small towns. A friend who owns an electronics store (since 1956) reports that one customer methodically cleaned him out of certain receiving tubes for years. I even met a clever individual who called all of the septuagenarian and octogenarian hams in the area and asked if they had equipment or parts for sale. That led to several purchases of prime communications gear and hard-to-find parts at great bargain prices.

Vintage equipment makes its way overseas through several channels. Some North American buyers offer their equipment to individuals who represent overseas buyers. Their ads appear in newspaper classified advertisements, as well as in audio and



*This 1955 Seeburg Jukebox sells for \$4000-6000 when in prime condition.*

antique-radio magazines. They are easy to spot by their "We pay top \$\$ for brand A, B, C" messages. Other buyers ship equipment directly to relatives overseas, who in turn resell to local individuals and trading companies. The relatives often hold equipment for speculation and use. They sell it directly to the end users at a premium price when the timing is right. Trading companies found in many Asian countries are basically retail distributors with import capabilities. They have their technicians refurbish the equipment before offering it for sale in their showrooms.

One stateside buyer I know performs a novel variation of that process. First, he "test markets" his acquisitions at local flea markets. Then he sells the leftovers to the highest bidding trading company. The advantages of that process are that we get the first chance to buy his equipment, while he saves the cost of ship-

ping and dealing with Customs. However, he warned me that the demand for US-made tuners, preamplifiers, amplifiers, and speakers has pushed prices to levels that few local buyers are willing to pay. As a result, he must export increasing quantities of these kinds of equipment to aggressive Asian buyers to turn an acceptable profit.


In general, the stories I hear imply that most end users are wealthy individuals who have the time and living space to indulge in owning vintage equipment. That makes sense when you think about it. For example, in Japan, a typical salaried employee earns a modest income and lives in a 425-square-foot apartment. He is unlikely to invest in a vintage stereo system that costs a third of his annual salary and takes up most of the space in his living quarters.

Nevertheless, Japan is the largest marketplace for vintage equipment. Although information about this market is limited by the language barrier and other factors, I was amazed to learn that, according to published reports, Japan has approximately 55,000 antique-audio enthusiasts. Their interests in equipment range from state-of-the-art to 1930s vintage. A sizable number of Japanese enthusiasts build their equipment from scratch, mainly for cost savings and personal satisfaction (shades of the old Heathkit equipment). There are groups of over-enthusiastic users who aggressively seek out Altec-Lansing, Collins Radio, Marantz, McIntosh, and Western Electric equipment. As a result, certain models of equipment from those manufacturers fetch astounding prices when they are available.

During a vacation trip in Singapore, I spent an enjoyable afternoon visiting with a local high-end audio dealer. He told me that his customers were mostly bankers who referred him to other bankers and clients as buyers of new and vintage audio equipment. He also said that ownership of vintage US and British-made equipment carries status in Singapore as well as in Japan. That attracts a more exclusive clientele. Among other interesting tidbits, I learned that interest in vintage equipment is strong and increasing in Hong Kong, Korea, and mainland China.



*A hot item in the 1960s, this "mint" Fisher 500C stereo receiver can be bought for \$175.*



*Vacuum tubes like the 12AX7, 7591, KT-66, and KT-88 are desirable golden oldies.*

**Singing sales.** Vintage audio equipment is especially *hot* in Asia. That includes jukeboxes, amplifiers, pre-amplifiers, tuners, and speakers. Here are some examples: Prize jukeboxes include the Wurlitzer 1015 from 1946, and 1950s models like the Seeburg V200. Restored units fetch impressive prices—\$15,000 to \$20,000 for the Wurlitzer and \$6000 to \$8000 for the Seeburg. Yes, the shipping charges and duties are also impressive!


When supplies of McIntosh MC-275 amplifiers dried up, Asian buyers shifted their attention to other models like the MC-240 and MC-225. Today, a clean MC-240 brings \$1500 to \$2000, while the MC-225 is worth \$600 to \$1,000. Another desirable amplifier is the Marantz 8B; good ones fetch \$2000 or more. Incidentally, McIntosh products are in heavy demand because they are well made, sound good, and look impressive.

Preamplifiers in demand include the Marantz Model 7 and the McIntosh C-22, which is pictured. Both units were top-of-the-line products during the mid-1960s, and mint examples go for \$2000 to \$2500.

Since McIntosh and Marantz amplifiers and preamps are now scarce, buyers have turned their attention to still-plentiful Fisher Radio products. The Fisher 400C, 500C, and 800C stereo receivers from the mid-1960s are especially sought after. They sell for \$100 to \$175, depending upon condition.

By far the most desirable tuner is the Marantz 10B FM tuner. That "monster" sports 26 tubes and an oscilloscope for easier tuning. Although it originally sold for \$700 in 1965, a unit in mint condition goes for \$3000 today. Another FM tuner in high demand is the McIntosh MR-78. That is the only piece of solid-state equipment that will be mentioned in this article. Nice ones go for \$500 to \$800. It's only a matter of time before all the vacuum-tube equipment is snatched up and quality solid-state units get big tickets.

In general, there is strong overseas interest in any speaker from Altec-Lansing and JBL. The gray Altec A-7 "Voice of the Theater" speakers are in heavy demand in Japan, followed by raw (replacement) speakers like the model 604. Popular raw speakers from JBL include the LE8T 8-inch woofer. Speaker prices fluctuate constantly, and there is a definite "we'll



*This Peerless output transformer, vintage 1950s, was a hot item in top-quality 20-watt audio amplifiers. Prices then were from \$2 to \$5; they are now valued from \$75 to \$150.*

pay whatever it takes to get it" buyer's mentality.

**Communications gear.** There is some interest in 1950s vintage Collins, Hammarlund, and Hallicrafters equipment. The Collins 75A4 receiver is popular, followed by the matching transmitter and linear amplifier. Prices for 75A4s in good condition start at \$500. Like the 75A4, the Hammarlund SP-600 receiver was popular with military and commercial users during the late 1950s. Clean examples go for \$400 and up. Hallicrafters turned out vast quantities of low-priced equipment like the S38 and SX100 series receivers, which go for \$30 or more, depending upon condition. (Expect those prices to escalate over time.) Hallicrafters receivers are popular with end users who are not wealthy but want a piece of Americana.

**Hot parts.** Although interest is higher in vintage equipment, there is a hot market for certain electronic parts. Overseas buyers want new old stock (NOS) tubes, capacitors, and audio-output transformers. Ironically, tubes imported into the United States are in far greater demand than domestic tubes. US made capacitors and output transformers, on the other hand, are highly prized.

Desirable NOS tubes include the Western Electric 300B, Genelex KT66, Genelex KT88, Mullard EL34, and Telefunken 12AX7. In fact, Western Electric resumed production of the 300B during the fall of 1994 in order to satisfy worldwide demand. Originally introduced in the early 1930s for use in theater sound equipment, the 300B now sells for \$350 apiece! The Genelex and Mullard tubes were imported from Great Britain. They are arguably the finest audio-output tubes available, and their sale prices reflect that. NOS KT88s sell for \$125-\$300, KT66s for \$100-\$150, and EL34s for \$30-\$65 each. The Telefunken 12AX7s were imported from West Germany, and new ones sell for \$45 and up when available. Like the Genelex tubes, they are considered among the world's finest.


NOS vacuum tubes in demand from domestic suppliers include the Tung-Sol 5881, Tung-Sol 6550, and any brand of 7591. Tung-Sol developed the 5881 and 6550 tubes in the early-to-mid 1950s. Many people think they were the best tubes of their kind, and they were once very common. Today those tubes are scarce and their prices reflect that. New 6550s sell for \$45-\$80, and 5881s go for \$10-\$25. The 7591 tube was made originally by

*Continued on page 81*

**This simple project lets multiple users share a tape player or radio through headphones.**

# BUILD THE Listening CENTER

MICHAEL A. COVINGTON



WHAT DO YOU DO WHEN HALF A DOZEN people need to listen to the same tape player or radio, through headphones, at the same time? That situation arises often in classrooms, libraries, language labs, and anywhere speakers cannot be used because they might be too distracting to others.

Although you can connect all the headphones in parallel and hope for the best, that's far from an ideal solution. The listening center described here provides a robust and reliable way to drive as many as seven pairs of Walkman-style headphones from a single signal source. Unlike a simple parallel connection, the listening center takes care of all the following requirements:

- The radio or tape player can be mono or stereo, and either way, the listeners will hear sound in both ears.
- The radio or tape player need not contain a resistor to protect the headphones. That means you can feed the listening center from a speaker-level signal if you wish.
- Plugging a mono earphone into a stereo jack will not short out a channel.
- Even with seven 32-ohm

headphones connected in mono mode, the radio or tape player sees a seven-ohm load impedance, which is high enough to protect it from damage that would be caused if it were overdriven.

- The listening center is rugged and "student-proof" for classroom use.

## The circuit

How's it all done? With resistors. As shown in Figure 1, each side of each headset is fed

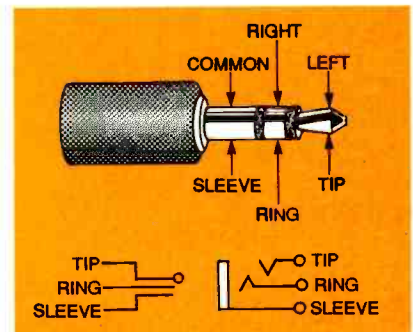


FIG. 2—A PHONE PLUG and the schematic symbols for plug and jack. A mono plug has a longer sleeve and no ring.

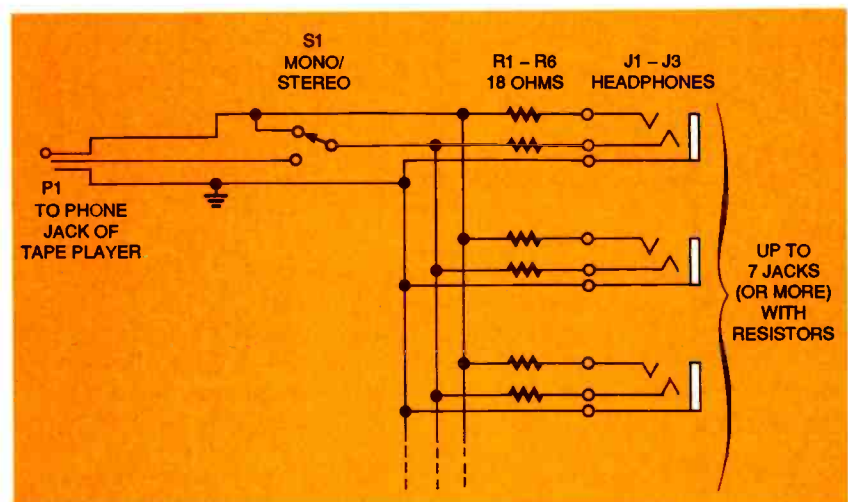



FIG. 1—THE LISTENING CENTER. Three jacks are shown, but you can use up to seven or more.



THE ENCLOSURE for the listening center can be either plastic or metal. Install both large and small headphone jacks for maximum flexibility.

### PARTS LIST

- P1—Stereo (3-conductor) phone plug to fit radio or tape player (3.5-mm or 1/4-inch)
- S1—Subminiature SPDT switch
- R1-R6—18- or 22-ohm, 1/8-watt resistor (two for each headset)
- J1-J3—Stereo (3-conductor) phone jack to fit headset (3.5-mm or 1/4-inch)
- Miscellaneous: Metal or plastic enclosure, approximately 3 × 5 × 2 inches; flexible 3-conductor cable or 2-conductor shielded cable, about 3 feet long; hardware, grommets, labels, etc. as needed.

normally 32 ohms, this doesn't reduce the sound level very much, but it does protect the headphones if the listening center is connected to a speaker-level signal. It also protects the headphones from each other—a single low-impedance headphone won't "hog" all of the signal, and even a short circuit to ground won't do any harm.

Short circuits are usually a risk because of the way stereo phone plugs are made. As Figure 2 shows, each stereo plug has three conductors: tip (left channel), ring (right channel), and sleeve (common ground). A mono plug has no ring; instead, the sleeve extends up where the ring would be. Therefore, if you were to plug a mono plug into a stereo socket, one channel would be shorted out, possibly damaging the amplifier.

The listening center eliminates that problem by using only stereo plugs. Its stereo/mono switch lets you feed both channels of the stereo headphones from the tip of the plug when using a mono signal source.

### Construction

The listening center can be built in a small metal or plastic box. The phone jacks can be

No circuit board is needed; the terminals of the phone jacks can serve as tie points, with each resistor supported by its own leads. The cable to the radio or tape player need not be shielded, but shielding may help prevent pickup of radio frequency (RF) interference. Shielded or not, the cable that you choose should be strong and flexible, and long enough to allow comfortable positioning.

If you want to use more than seven headsets at a time, make the resistors slightly larger (such as 22 instead of 18 ohms). Depending on the signal source and the loudness needed, you may be able to use as many as a dozen headsets.


### Checkout and use

To try out the listening center, plug it into the headphone jack of a stereo system or "boom box" and plug in two or three Walkman-style headsets. If the headsets are reasonably well matched, you should hear the program with equal volume in all of them.

With the STEREO/MONO switch set to MONO, you should hear the sound for the left channel in both ears of each headset, and you can use a monophonic signal source such as a mono tape recorder.

Because the listening center includes no amplification, you'll have to turn up the volume of the signal source louder than normal, but almost any radio or tape player should be able to drive multiple headsets with no difficulty. Tiny pocket-size units are the only exception; a tape player powered by two AA cells can probably only drive two or three headsets at a time with adequate volume.

Imported Walkman-style headsets suitable for classroom use are available for as little as \$1 each (check the "Everything's A Dollar" store in your local mall). As long as their impedance is 32 ohms, all the headsets should give equal loudness when used simultaneously. Headphones of other impedances can be used but will not necessarily give equal loudness. Ω



YOU DON'T NEED A CIRCUIT BOARD to build the listening center. The resistors are supported by their leads.

through its own 18-ohm resistor.

Because the impedance of Walkman-style headphones is

small (3.5-mm) or large (1/4-inch); we chose to use six small ones and one large one for maximum flexibility.





BOB KOPSKI

# BUILD THIS Hobby Spectrum Analyzer

*At less than \$100 to build,  
this spectrum analyzer is  
a must for every hobbyist!*

Last month we looked at the Hobby Spectrum Analyzer's theory of operation. Now, let's turn our attention to its construction.

The Hobby Spectrum Analyzer circuits are built in two basic ways. The RF circuits are built on double sided printed circuit board material used as chassis material. The non-RF circuits are built on RadioShack universal prototyping boards.

Four universal prototyping boards are needed. Three are used full size and stacked together, and the fourth one is cut into smaller pieces and used on the RF circuit module. All the circuit assembly drawings for the modules (Figs. 6 through 11) are top views, *i.e.*, component side up. The printed lands are shown dotted, *i.e.*, X-ray style. On most of the circuit assembly drawings, large "X"s indicate that existing copper-foil runs on the boards are cut. Do the cutting before you begin assembly of the boards.

#### DC/DC converter and regulators.

While all universal prototyping board circuits are built similarly, the DC/DC converter and regulators board does have a unique modification in the form of added copper foil lands on the conductor side. The board drawing (Fig. 6) includes shaded markings where the copper foils are added.

This foil encompasses the board mounting holes and is pressed against the four "stack screw" double-nuts during case installation, assuring good ground contact to the cabinet floor. The board has a formed, thin aluminum shield cover over it to contain the switching emissions associated with the voltage multiplier.

Install the IC sockets first, then the parts and jumpers as indicated in Fig. 6. Finish up by adding twisted wire cables with connectors, switches, and the POWER LED2 where shown. Stake the cables to the board with insulated wire, upside-down "U"s as shown. The technique used to do this is not critical, so if you have a better technique, use it. Clean the copper side with flux solvent, and inspect your solder connections with a hand lens or eye loop for any of the usual problems.

Initial board testing of the DC/DC converter and regulators and subsequent adjustment requires an adjustable (variable) power supply and current meter. Make temporary test leads with the same pins and sockets as used on the assemblies. Begin testing the board by first setting trimmers R4 and R7 to mid-range, turn the power switch on and the comb generator switch off. Connect the power supply to the board's battery snap connector—be sure the polarity is

correct! Slowly bring up the voltage from zero to the +12-volt level with an eye on the current meter. Normal current drain at 12.0-volts DC input is about 7 to 8 mA. Verify LED1 is dimly lit, and LED2 is brightly lit. If any of those indications aren't correct, re-examine the board to determine the fault(s) location.

Use a DMM to measure the +5-volt and V+ DC regulator outputs. Varying

#### PARTS SUPPLIERS

**DC Electronics**  
PO Box 3203  
Scottsdale, AZ 85257-3293  
Tel: 800-467-7736

**Digi-Key Corp.**  
701 Brooks Ave So  
Thief River Falls, MN 56701-0677  
Tel: 800-344-4539

**Electronix Express**  
365 Blair Road  
Avenel, NJ 07001  
Tel: 800-972-2225

**Hosfelt Electronics Inc.**  
2700 Sunset Blvd.  
Steubenville, OH 43952-1158  
Tel: 800-524-6464

**Ocean State Electronics**  
PO Box 1458  
6 Industrial Drive  
Westerly, RI 02891  
Tel: 401-596-3080

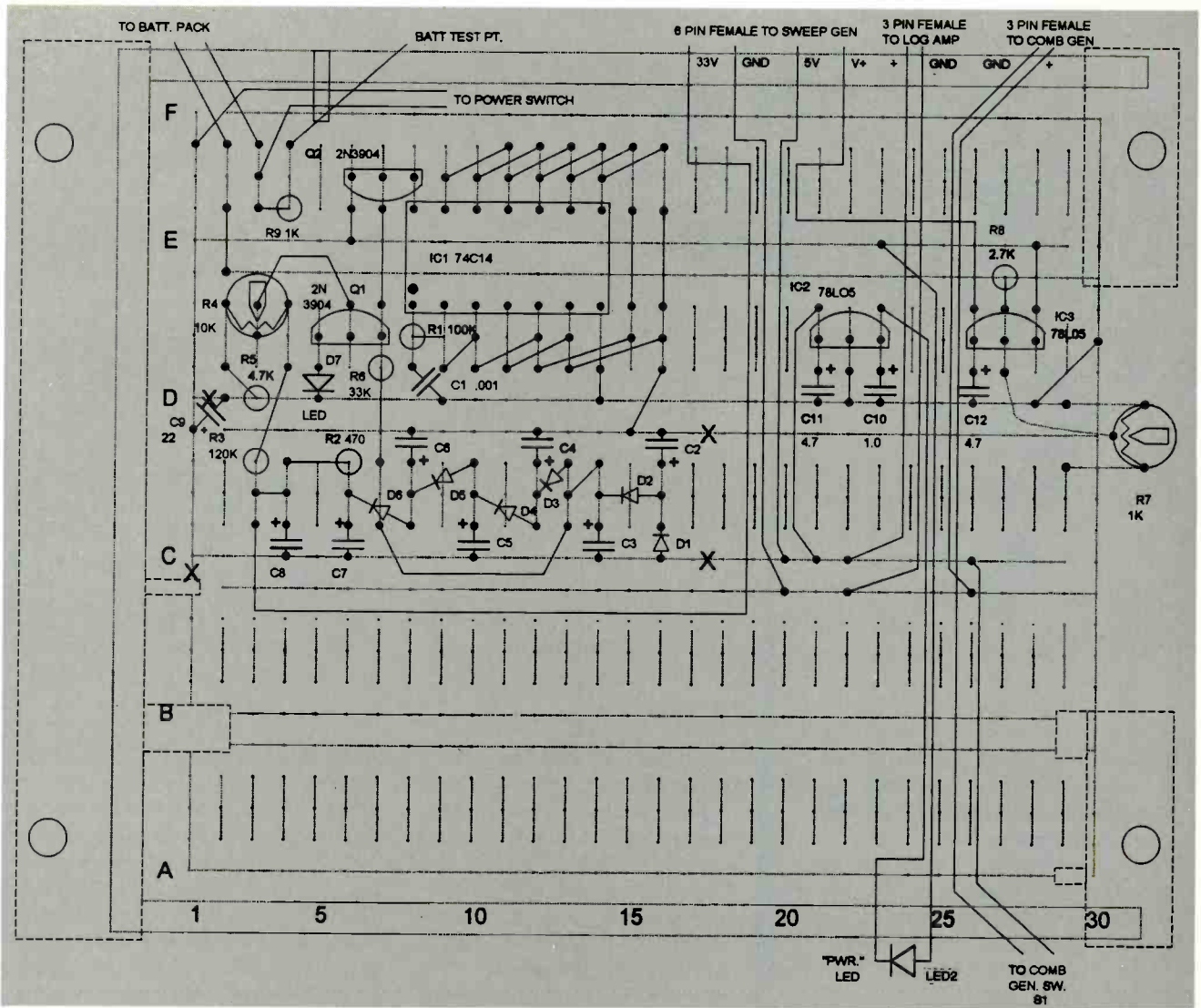


FIG. 6—DC/DC CONVERTER AND REGULATORS MODULE is diagrammed here using the author's original illustration (as are the following figures). Parts are mounted on a PC universal prototyping board (RadioShack 276-168). Original copper-foil runs are used but broken at selected points as indicated by bold "X"s in the diagram.

the setting of R7 should vary the V+ range from five to about seven volts or more. Move the DMM connection to the high-voltage terminal. The +33-volt potentiometer, R4, should vary the voltage from about 25 to 40-volts DC. Reset R4 so the DMM reads +33-volts DC. Now adjust the bench supply over the 10- to 13-volt range. The 33-volt DC output should stay within 0.5 volt of the set level. Connect the DMM to the comb generator connector set and verify the operation of the comb switch (see Figs. 2 and 3). You should read five volts when the switch is on. Turn off both power switches. This completes the initial DC/DC converter and regulators board tests.

**56 Log amplifier.** Like the other boards,

the log amplifier board (Fig. 7) uses 14-pin IC sockets so that all assembly work can be done and then the ICs plugged in. Assemble the board carefully as done previously, clean it, and inspect it. Temporarily short together the input signal leads. Cut the top lead of the vertically-mounted resistor R27 (located between potentiometers R26 and R28). This cut in the lead of R27 will be tack-soldered together later, so do not cut too close to the resistor body. Adjust R2, R26, and R28 to about mid-range. Now install the ICs, carefully noting pin orientation.

Set the adjustable DC power supply to zero, hook it and the current meter up to the onboard power-input connector pins, and slowly bring the volt-

age up, keeping an eye on the current meter. The log amplifier current drain is a very sensitive function of applied DC voltage. Prototypes drew 2.7 mA at +4.0 volts, 7 mA at +5 volts, and 14 mA at +6 volts. Expect similar behavior although the currents you measure could shift up or down as much as 50%. Set the input DC voltage to +5.0 volts for the following tests.

Using a DMM, measure the voltages at IC1, pin 8, and IC2, pin 10. Those should read  $+2.5 \pm 0.2$  volts. Now measure the voltage at IC1 pins 12, 2, 4 and 6; IC2 pins 2, 4, and 6; and Q1 and Q2 emitters. Again,  $+2.5 \pm 0.2$  volts is the target, but it's possible to exceed this target value a little at one or two test points.

Connect your oscilloscope to the signal output. There should be no indication of board instability or oscillation, but there should be a 25-30 millivolts peak-to-peak broadband noise present. Vary trimmers R2 and R28 individually, and confirm that both vary to output noise level, with R28 producing the greatest effect. Reset all trimmers to mid-range position. A special note: Because of the very high gain of the log amplifier, you may experience enough hum pickup to preclude a successful noise test. If that is so, power the board from the DC/DC converter and regulators board, operating the latter from the HSA battery pack. The hum level should drop considerably allowing the broadband noise to be measured.

Connect a 10,000-Hz sinewave signal source to the log amplifier input. Set the input signal level to 1.0 mV peak-to-peak and observe the signal at IC2, pin 6. The signal should be

about three volts peak-to-peak, representing about a 70-dB gain. Vary R2 from limit to limit and verify a little under 2:1 output change. Restore R2 to mid-range.

Connect the oscilloscope to the log amplifier output, and verify a signal level of about 250 mV peak-to-peak. (The input-output gain should be about 250.) Vary the setting of R28 from limit to limit, and verify an output level change of about 3:1. Reset R28 to mid-range. Gradually increase the input signal swing up to about one volt peak-to-peak, and verify that the output waveform transitions from that of a sinewave shape to a compressed appearance on both positive and negative peaks. (Waveform symmetry may vary about 5% over the range.) With a 1.0-volt peak-to-peak input, the output should be about 1.6 volts peak-to-peak. This result means the input-output gain is now only 1.6. If you vary R28's setting from limit to limit, the out-

put will vary about 3:1. Reset all trimmers to their mid-range settings.

Solder together the cut lead at the top of R27. Set the input signal level to 10 mV peak-to-peak, and observe the output wave shape while adjusting R26. Observe that at some point the output negative-going swings get cut off. This occurrence verifies operation of the base-line clipper circuit. Reset R26 fully clockwise to complete the initial board test. Remove signal and power connections and set the board aside.

**Sweep circuit.** The sweep circuit board is assembled like the previous boards, but it does have more land cuts, as indicated by the "X"s in Fig. 8. Because of the complex wave-shapes involved and the numerous associated adjustments, this board is a bit more complicated to test and tune. In the initial checkout, the waveforms will only be roughly set to shape;

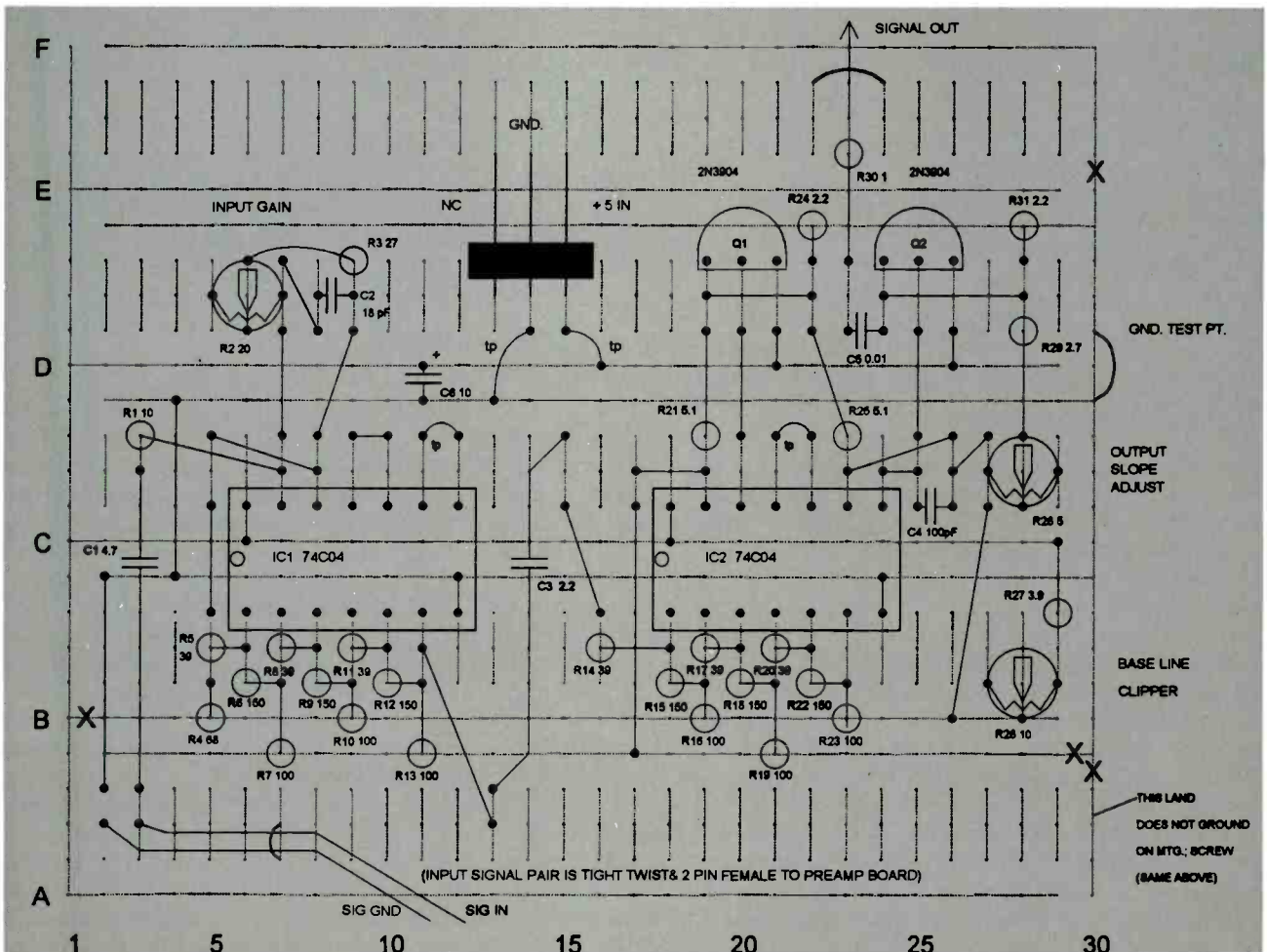


FIG. 7—LOG AMPLIFIER MODULE has its parts assembled on a PC universal prototyping board (RadioShack 276-168) in a similar style used in Fig. 6. "X"s indicate deliberate foil breaks to isolate selected circuit portions.

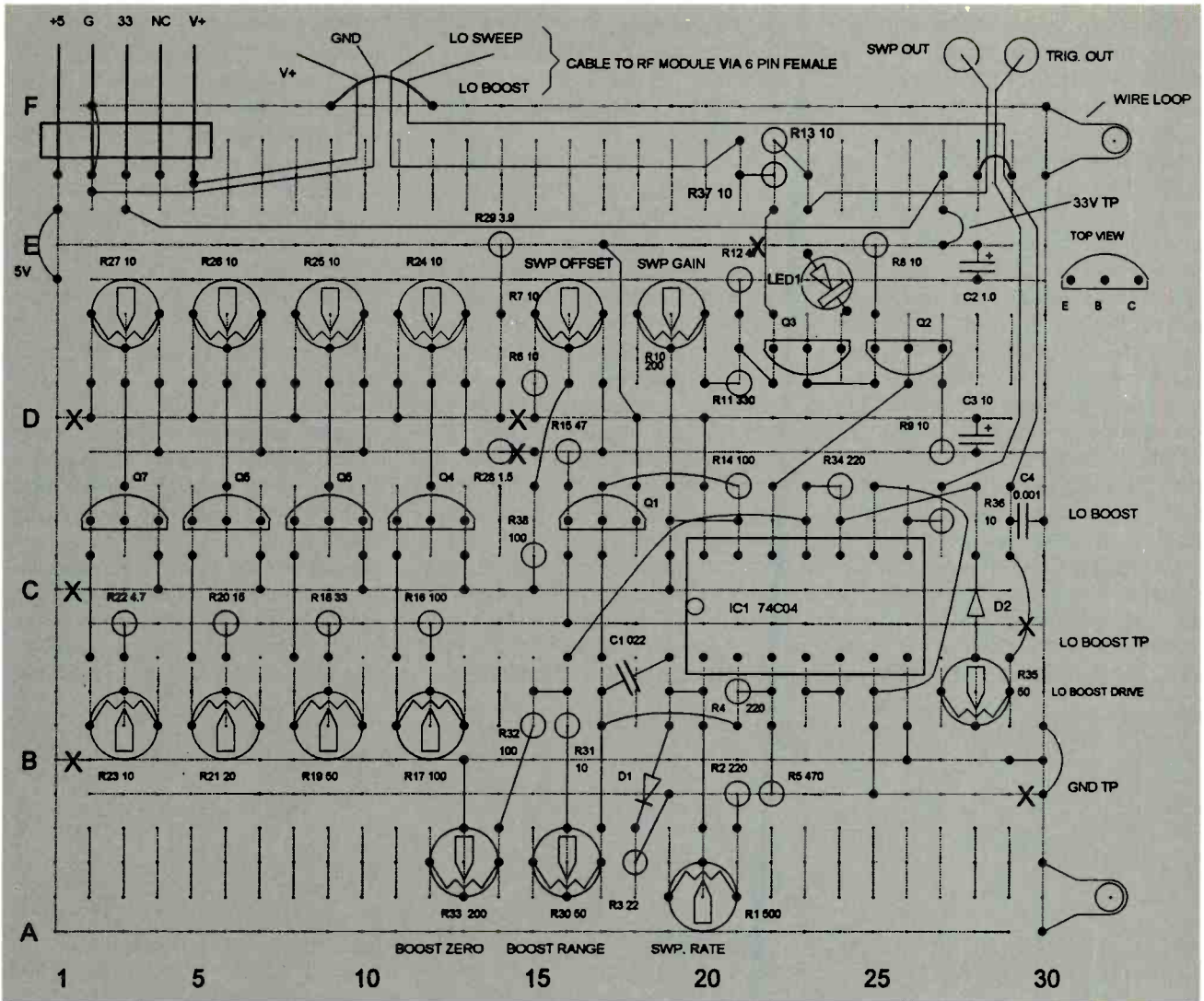


FIG. 8—SWEEP CIRCUIT MODULE contains a host of one-turn, PC-mount trimmer potentiometers that suggest an eventual complex adjusting process. Fortunately that is not the case!

final adjustments take place when the Hobby Spectrum Analyzer is assembled.

After the board is assembled, inspected, and cleaned, set all the trimmers to about mid-range settings except R35, which is set fully CCW. With a current meter in the +5-volt DC line, advance the adjustable power supply from zero to +5.0 volts, keeping an eye on the current meter. The current should be about 2.5 mA at 5.0 volts input.

If the current is satisfactory, connect an oscilloscope probe to IC1-a, pin 2, and verify the asymmetrical triangular waveform (Fig. 4). Adjust R1 for a long ramp time of about 11 mS. The short ramp time should be about 0.6 mS. The waveform should swing from about 1.3 volts to 3.7 volts, or 2.4 volts

peak-to-peak. This same waveform should appear at Q1's emitter, although shifted DC downward about 0.7 volts.

Connect the oscilloscope to IC1-d, pin 8 (trigger output), and observe a 5-volt positive-going pulse about 0.6-mS wide with a pulse repetition interval of about 11 mS. If you have a two channel oscilloscope, you can observe both the triangle and pulse waveforms simultaneously, noting that the long ramp begins at the falling edge of the trigger pulse.

Set the oscilloscope time base to 1-mS per division and connect the trigger pulse to the oscilloscope's external trigger input. Adjust the triggering controls for the long ramp to begin at the left screen graticule and extend somewhat past the right grati-

cule edge. Temporarily connect (load) the local-oscillator-boost test point using a 22,000-ohm resistor to +5-volt DC. Connect the oscilloscope to observe the local-oscillator-boost test point signal and alternately adjust R30 and R33 to approximate the waveform appearance shown in Fig. 4. (The amplitude is lower than depicted.) Final adjustments are done on the assembled HSA.

Use the DC/DC converter and regulators board to power the sweep circuit board to obtain the +33-volt DC supply. When powering that board from the adjustable supply, watch the current as you advance the voltage from zero to +12.0 volts. Current should be between 11 and 12 mA. Verify that the 33-volt level is correctly set.

Connect the oscilloscope to the sweep output at its connector pin. You should get some resemblance to the varactor sweep waveform shown in Fig. 4. Adjust all the influential trimmers one at a time (R17 through R27 and R10). Each one should affect the waveform in some manner verifying basic operation. Return them to mid-range position.

Now the sweep waveform can be trimmed closely to the estimated final shape. With the oscilloscope still connected, set the oscilloscope's vertical coupling to DC, the vertical position near the bottom of the screen, the vertical sensitivity to 5-volts per division, and the time base to 1-mS per division. Display the sweep waveform. Adjust the sweep offset trimmer, R7, so that the start of the sweep is about +4 volts above ground. Then adjust sweep gain trimmer (R10), so the ramp hits about 9 volts at 5 mS. Adjust R24, so the waveform slope just begins to increase about that same point. Adjust R26, so the new slope begins to increase at 7 mS.

Finally, adjust R27 for the last slope increase beginning about 9 mS. At that point, you should have a rapidly and smoothly rising voltage curve filling the oscilloscope screen. Final fine adjustment can only be made with the Hobby Spectrum Analyzer operational. Remove power and test leads, and set the sweep generator board aside.

**RF circuit module.** Begin the RF circuit module assembly by cutting the PC board chassis and shield partitions to size and accurately drilling the various mounting and parts holes as shown in Fig. 9. The overall size of the main board is 1 7/8-inch by 5.0-inch. The four shield partitions are cut to fit on the locations indicated on the board with a height of 0.5-inch.

Carefully drill #50 holes through the plastic knobs of both slide switches as shown. Trial mount the two switches and confirm smooth operation. Test fit the ICs and six-pin connector, the latter with its piece of Universal prototyping board underneath. Note that the connector and IC pins go through the chassis. Use #60 drilled holes. The copper around those holes must be coned away on both sides of the board by countersinking, using a finger-driven sharp, 1/8-inch bit. That pre-

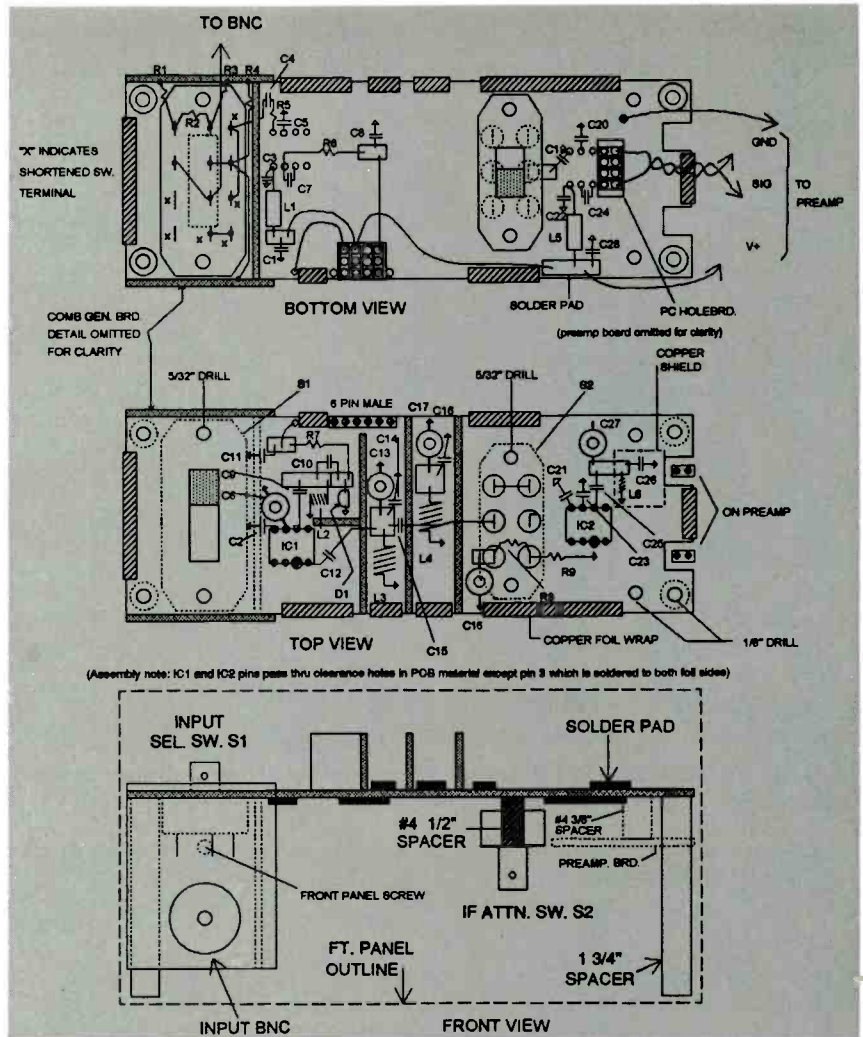


FIG. 9—RF CIRCUIT MODULE differs from other assemblies in that unetched, double-sided PC board material is used to mount components, RF (Faraday) shields, and subassemblies. Point-to-point wiring technique is used here. Soldering pads are used for common tie points.

vents accidental shorting between the copper and leads passing through the holes. Do not countersink the ground pins on the 6-pin connector and pin 3 on the ICs.

Form and sweat solder the copper foil edge wrap-arounds (Fig. 9). Install the IC's soldering pin 3 on both sides of the board. Note that all other IC connections are made directly to the device leads on either or both sides of the chassis. Install the six-pin connector.

Solder pads are used wherever wiring interconnections are needed. The solder pads are small pieces of double-sided PC board sweat soldered to the chassis at the locations shown. The top surfaces of those pads then become the soldering sites for the various interconnecting parts and wiring.

Install the solder pads and then all

the small components as shown in the drawings and photos. Keep the leads short and wiring neat. Keep all capacitor leads trimmed to the minimum length. The ground end of the various components is simply a solder attachment to the copper-clad chassis. When installing the trimmer capacitors, be sure to solder the "cold" ends to ground. (The cold ends electrically connect to the adjustment screw and indicate zero ohms when measured.)

Trial place the shield partitions (see Fig. 9) as you go along, but do not solder them in place just yet. Install the slide switches noting that the switch lugs are cut short whenever possible. The center lug on switch S2 (IF attenuator switch) is bent at right angles toward IC2. Install all the components associated with the switches except

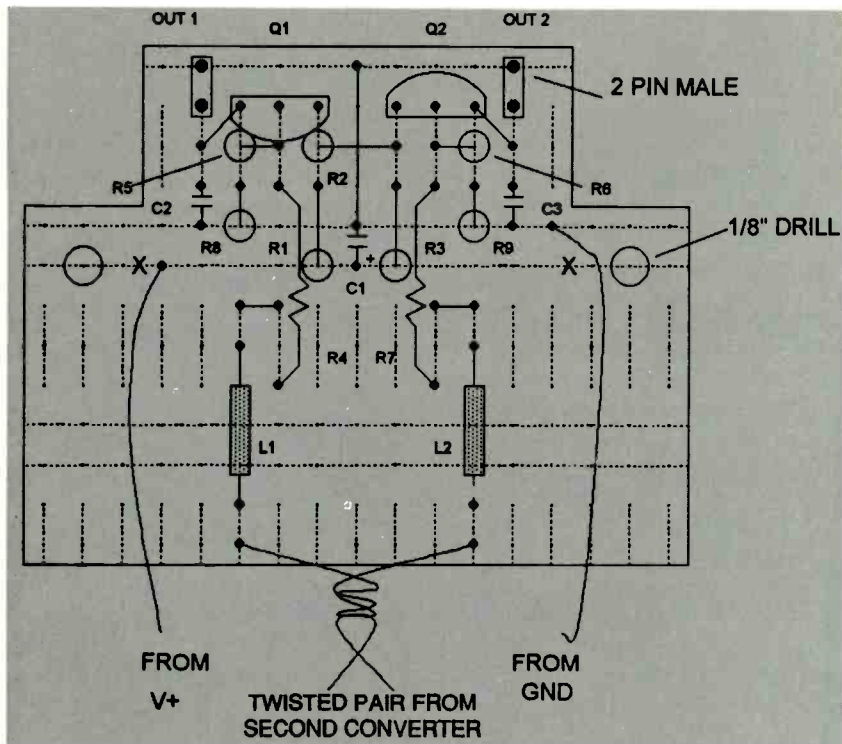


FIG. 10—PREAMPLIFIER SUBASSEMBLY, a part of the RF circuit module, is wired on a scrap piece of PC universal prototyping board with 0.1-inch hole spacing.

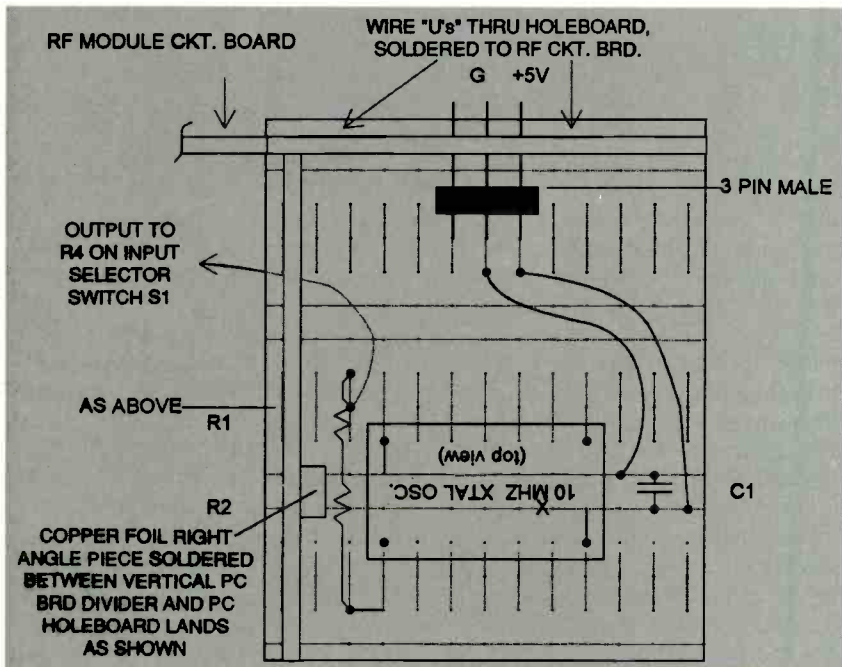


FIG. 11—COMB GENERATOR SUBASSEMBLY, a part of the RF circuit module, is constructed like the preamplifier subassembly.

the resistors that return to the BNC mounting plate.

At that point, perform a visual inspection and clean off flux as you proceed. Be sure the tricky solder attachments to the IC leads are not shorting. Following that, you can hook up the bench supply/current meter

combo to the V+ connector pin. Advance the power supply voltage to +5.0 volts, watching the current. It should level out around 4 to 5 mA. Carefully check the voltage at pins 1 and 2 of each IC. They should be closely matched within each individual IC at about 1.4-volts DC. Pins 4 and 5

should be about 3.75-volts DC.

If the above is okay, remove power and proceed to tack solder the vertical partitions in place on each side of the main chassis. Install the BNC connector and mount the BNC connector and the resistors from the input switch to the panel.

The comb generator and pre-amplifier boards (Figs. 10 and 11) are cut from the Universal prototyping board with a model hobby saw and then assembled as before. The comb generator can be powered up with +5.0 volts and checked for a 5-volt, 10-MHz squarewave prior to installation. The preamplifier board is best tested when interconnected to the RF chassis assembly.

Install the comb generator board by tack soldering its PC lands to the main chassis and front bottom vertical shield. Reinforce the attachment with #22 gauge wire "U"s soldered through lands in the universal prototyping board and then to the PC chassis material. Be sure the comb generator ground conductors are soldered to the main chassis underside vertical shield with the copper foil "L" as shown. Wire the generator output to the INPUT SWITCH.

Set the INPUT SWITCH to mid-position and directly connect the HSA input BNC to an oscilloscope. Power the comb generator with 5.0 volts. The 10-MHz waveform should read about 17 mV peak-to-peak. This level squarewave is about equivalent to a -30 dBm level at 10 MHz and is used in the amplitude calibration of the HSA.

Connect the four preamplifier leads to the appropriate locations, but do not mount the board yet. Again, connect the power supply to the RF circuit module V+. At 5.0 volts input, the current should now be 8-9 mA. Preamplifier Q1 and Q2 collectors should measure about 2.25-volts DC above ground. Power down and mount the preamplifier in position on the RF chassis. Form a half-round cover from copper foil and tack solder it. The copper foil serves as a RF cover over the L6 area. This prevents a flopping cable to the log amplifier from detuning the second local oscillator. That completes the assembly and initial test of the RF circuit module and all the room we have for now. Next time, we'll finish up the Hobby Spectrum Analyzer. Ω

# Magnetometer update, vacuum forming, and more

**CERTAINLY GET LOTS OF HELPLINE CALLS FROM INDIVIDUALS WHO ARE TRYING TO PROTECT ELECTRONIC DESIGNS WITH EPOXIES, PART-NUMBER GRIND-OFFS, AND SIMILAR STUPID PET TRICKS. WELL, ANY TIME YOU SEE A GLOPPED AND GROUND-UP**

project, you can pretty much rest assured that (A) All of the engineering is incompetent; and (B) The management suffers from acute recto-cranial inversion.

Besides being a monumental waste of time and energy that you should be spending improving your product and developing your design skills, those "protection" schemes simply do not work. In fact, they will have the exact opposite effect. All such "I've got a secret" stunts are red-flag invitations for people much smarter than you to spend lots of time and creative effort cracking your mystery. All you're doing is providing them with free entertainment.

Every town, no matter how small, includes a guild of highly capable epoxy-undoing specialists (for do-it-yourselfers, *Master Bond* sells a selection of epoxy-dissolving chemicals). These same folks have these neat-o X-ray machines that easily let you snoop into just about anything electronic or mechanical.

The moral? Just like that story about the fur-lined letter, the key protection secret is to always hide in plain sight. Far fewer people of far less competence will then be attracted to tracing your product. Chances are they will blow their quest anyway.

Always provide a complete, free, and detailed schematic with all of your products, and make your source code available at a fair price—one that is well under the cost of reverse engineering. Doing anything less is sheer insanity.

## Magnetometer Update

Since last month's coverage, I've pinned down a bunch of new info and a few samples on magnetometers and fluxgates, so let's do an update. First off, Ripke's *Review of Fluxgate Magnetometers* in *Sensors and Actuators A*, volume 33, 1992, pages 129-141, is a real good technical starting point.

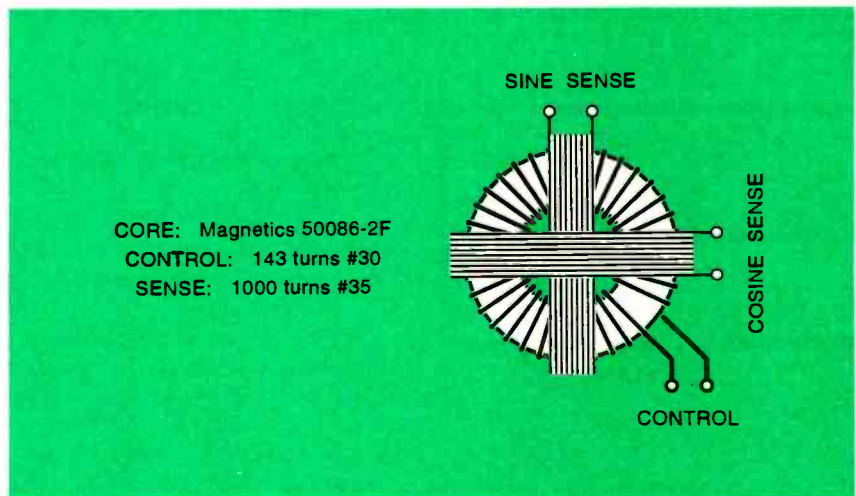
Figure 1 shows you the winding details on a classic fluxgate sensor. A softly saturating tape-wound toroidal core is normally used. The main or control winding gets driven by a low-distortion sinewave. That sinewave switches (or gates) the core in to or out of saturation.

Paired orthogonal sine and cosine sense windings tell the strength and direction of the external field as it is drawn in to and released from the core. For signal isolation, the sensing is normally carried out at the second harmonic of the drive frequency.

Although that fluxgate is a thoroughly tested and proven workhorse, it involves quite low-level, noisy, analog signals that are tricky to accurately interface to any micro. The multiple precision windings also add greatly to your final cost and complexity.

Additional details on the fluxgate support circuitry might be found in [HACK14.PDF](#) on [www.tinaja.com](#) and in the useful *Magnetic Measurements Handbook* from *Magnetic Research*. Magnetic Research also sells wound cores and working magnetometers.

Figure 2 shows us an improved circuit known as a resonant fluxgate. The op-amp operates open loop as a com-



**FIG. 1—CLASSIC ANALOG FLUXGATE MAGNETOMETER.** An input audio drives sinewave the control input, switching (or "gating") the core in and out of saturation and drawing in or releasing an external magnetic field. Weak signals at the sense outputs end up proportional to field strength.

new from  
**DON LANCASTER**

**ACTIVE FILTER COOKBOOK**

The sixteenth (!) printing of Don's bible on analog op-amp lowpass, bandpass, and highpass active filters. De-mystified instant designs. **\$28.50**

**CMOS AND TTL COOKBOOKS**

Millions of copies in print worldwide. **THE** two books for digital integrated circuit fundamentals. About as hands-on as you can get. **\$24.50** each.

**INCREDIBLE SECRET MONEY MACHINE II**

Updated 2nd edition of Don's classic on setting up your own technical or craft venture. **\$18.50**

**LANCASTER CLASSICS LIBRARY**

Don's best early stuff at a bargain price. Includes the CMOS Cookbook, The TTL Cookbook, Active Filter Cookbook, PostScript video, Case Against Patents, Incredible Secret Money Machine II, and Hardware Hacker II reprints. **\$119.50**

**LOTS OF OTHER GOODIES**

Ask the Guru I or II or III .....	\$24.50
Hardware Hacker II or III .....	\$24.50
Micro Cookbook I .....	\$19.50
PostScript Beginner Stuff .....	\$29.50
PostScript Show and Tell .....	\$29.50
Intro to PostScript Video .....	\$29.50
PostScript Reference II .....	\$34.50
PostScript Tutorial/Cookbook .....	\$22.50
PostScript by Example .....	\$31.50
Understanding PS Programming .....	\$29.50
PostScript: A Visual Approach .....	\$22.50
PostScript Program Design .....	\$24.50
Thinking in PostScript .....	\$22.50
LaserWriter Reference .....	\$19.50
Type 1 Font Format .....	\$15.50
Acrobat Reference .....	\$24.50
Whole works (all PostScript) .....	\$380.00
Synergetics Surplus Catalog .....	<b>FREE</b>
Technical Insider Secrets .....	<b>FREE</b>

**POSTSCRIPT SECRETS**

A Book/Disk combination crammed full of free fonts, insider resources, utilities, publications, workarounds, fontgrabbing, more. For most any PostScript printer. Mac or PC format. **\$29.50**

**BOOK-ON-DEMAND PUB KIT**

Ongoing details on Book-on-demand publishing, a new method of producing books only when and as ordered. Reprints, sources, samples. **\$39.50**

**THE CASE AGAINST PATENTS**

For most individuals, patents are virtually certain to result in a net loss of sanity, energy, time, and money. This reprint set reveals to you tested and proven real-world alternatives. **\$28.50**

**BLATANT OPPORTUNIST I**

The reprints from all Don's Midnight Engineering columns. Includes a broad range of real world, proven coverage on small scale technical startup ventures. Stuff you can use right now. **\$24.50**

**RESOURCE BIN I**

A complete collection of all Don's Nuts & Volts columns to date, including a new index and his master names and numbers list. **\$24.50**

**FREE SAMPLES**

Visit The Guru's Lair at <http://www.tinaja.com> for interactive catalogs and online samples of Don's unique products. Searchable reprints and reference resources, too. Tech help, hot links to cool sites, consultants. email: [don@tinaja.com](mailto:don@tinaja.com)

**FREE VOICE HELPLINE** VISA/MC

**SYNERGETICS**  
Box 809-EN  
Thatcher, AZ 85552  
(520) 428-4073

CIRCLE 205 ON FREE INFORMATION CARD

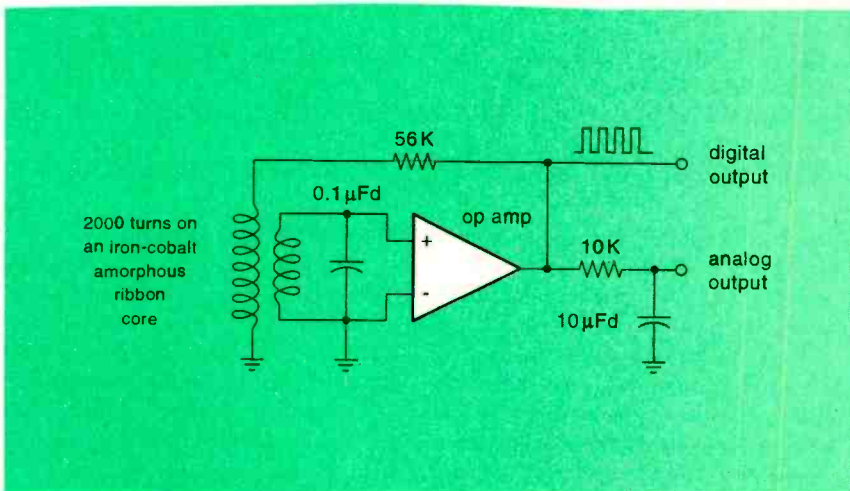
parator, generating a squarewave output. That squarewave is converted to a current source by the 56,000-ohm resistor. The current waveform excites the control winding, driving the core in and out of saturation.

The high-turns secondary winding is made resonant by the 0.1- $\mu$ F capacitor, producing a sinewave. The resonant sinewave then gets strongly amplified and converted back to the output squarewave.

The operating frequency is determined by your drive current, the inductance, and the time that is required for the core material to unsaturate. Any

seen a time or two before, *UMI* is a great reprint source for these.

Finally, note that the circuit has both digital and analog outputs. The digital output might be interfaced with an appropriately programmed PIC or other microcontroller that will then handle the measurement function. Alternately, as shown, a simple resistor/capacitor low-pass duty-cycle integrator can create a bipolar, analog, output voltage (available at the circuit's analog output) that tracks the input field strength for you. Additional details on duty-cycle integration circuits and techniques are available in my *CMOS Cookbook*.



**FIG. 2—A RESONANT FLUXGATE MAGNETOMETER.** As before, the core will get switched in and out of saturation. The output duty cycle varies in proportion to the single axis field strength and direction. The high level output square wave is easy to interface to a PIC or other microcontroller.

external magnetic field should bias your core material, causing the positive cycle to get longer and your negative cycle to get shorter, or vice versa with a field of opposite polarity. The net result is that the duty cycle of the output ends up proportional to the single-axis external magnetic field that you are sensing with the coil.

The amorphous ribbon core is made from an alloy of iron, cobalt, silicon, and boron. Chromium sometimes is thrown in for good measure.

For low noise, it is important your alloy has a low *magnetostriction*, or change in size with the field strength. Any core motion dramatically affects the level of the noise floor. Additional details are found in "A Resonant-Type Amorphous Ribbon Magnetometer That Is Driven By An Operational Amplifier" by Takeuchi and Harada, *IEEE Transactions on Magnetics*, MAG-20, Sept. 84, pp 1723-1725. As we've

**The Variable Permeability Method**

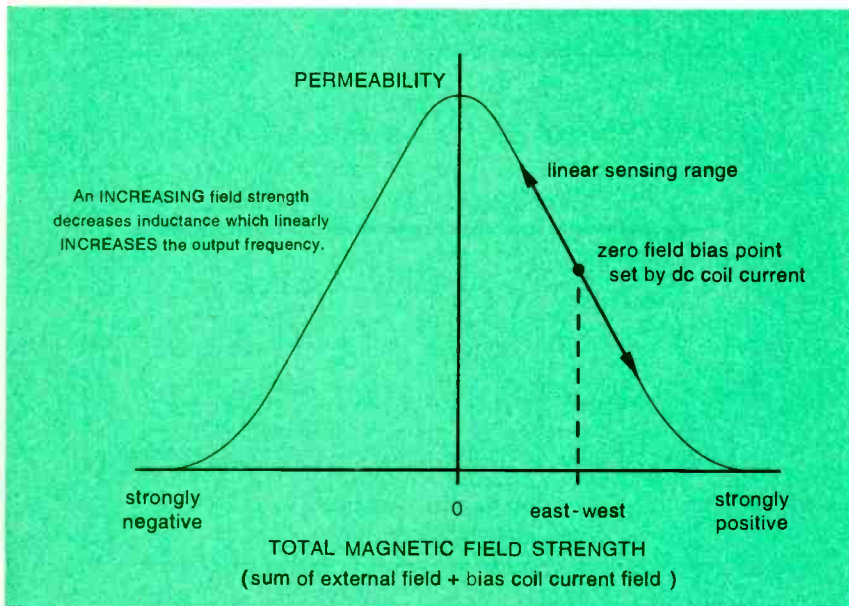
A brand new isotropic approach to earth's field sensing has been championed by Precision Navigation. Surprisingly-full tech details appear in their patent (#4,851,775).

The inductance of any winding is proportional to the permeability of its core. Normally, you will want your permeability to be a constant, and one that is independent of the applied field or bias currents. Fail to do that in an audio transformer and you will get mild to severe distortion.

One location where a variable or nonlinear permeability has been used for years is as a swinging inductor in DC power-supply filters. In those, a partial air gap is used to produce additional inductance (and more filtering) at low currents, and faster response at higher currents.

A unique new class of *MetGlas* mag-





**FIG. 3**—SPECIAL ISOTROPIC MAGNETIC ALLOYS, whose permeability varies with field strength, are newly available. By biasing it as shown, a coil can be built so its inductance strongly varies with compass orientation.

netic materials manufactured by Allied Signal purposely goes out of its way to provide a variable permeability that changes with the applied field strength or bias current.

As Fig. 3 shows us, that new material has a high permeability with low applied fields and a much lower permeability with high fields. Note particularly the fairly linear permeability shift with applied field above and below the bias point I've shown. You can bias to that point by running some DC current through an overwound sensing coil. The earth's magnetic field (or some other magnetic source) will add to or remove from that magnetic bias level, raising or lowering the coil's inductance!

You therefore end up with a plain old coil whose inductance varies with the applied field strength. Put that in any suitable oscillator circuitry, and your output frequency should follow the strength and direction of the earth's applied field. With proper design, as much as a 2:1 frequency change can be caused when you rotate the sensor through the compass points.

What is really interesting here is that a single, ultra-cheap solenoid winding over an ordinary core bar or rod acts both as a field sensor and the control bias setter. The sensing gets done by measuring the inductance, and the biasing by inputting a DC current.

Note that this is not a fluxgate, and that your core material never really gets

into hard saturation. Instead, you have a variable permeability sensor that progressively saturates.

The rest is easy. Place the coil in a relaxation oscillator, add some DC bias, and shove the variable-frequency output into your microcontroller.

Figure 4 shows us one possible circuit. Unlike fluxgates, one simple winding over the core material is all you'll need. To calibrate your sensor, rotate it through 360 degrees or else drive around the block.

Though we have not said so explicitly thus far, we are working with the falling slope of the magnetic field. The falling slope is chosen for the following reason: An increasing magnetic field will

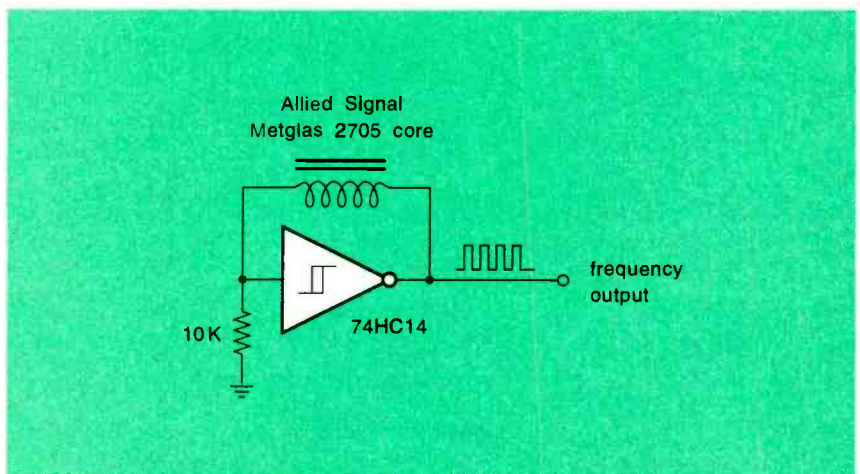
decrease the permeability. Which in turn decreases inductance, and the decreasing inductance will increase frequency in most oscillator circuits. Thus, your output frequency should linearly track your input field strength on the falling slope.

Note also that an op-amp or comparator can give you better accuracy than the simple CMOS Schmitt trigger I have shown here. Your oscillator circuit must be voltage and temperature stable if you are to get useful results. Two or three axis operation could get picked up by use of two or three sensors, and then positioning them in quadrature to each other.

Precision Magnetics offers a wide variety of sensor solutions suitable for digital compasses, robotics, and for vehicle navigation applications. The coils themselves measure about 3/16-inch in diameter by 3/4-inch long. Their typical dual-axis compass magnetometer measures a tad over an inch square, draws a few milliamps, and sells for \$80 or so.

Remember that any accurate compass measurement must be dead level. To cure that problem, Precision Navigation has introduced a Vector 2XT gimbaled electronic compass module. Introductory pricing is \$100 for that self-leveling unit. By making use of that exciting new isotropic technology, there's no real reason why any consumer compass, navigation device, or robotics sensor that costs less than a dollar per axis cannot be built in large quantities.

Let's have your thoughts on this. It would seem that there are all sorts of exciting new possibilities here—and a lot of tech venture opportunities.



**FIG. 4**—THIS ELEGANTLY SIMPLE earth's field detector uses a special variable permeability cored coil. The output frequency varies with orientation.

## Vacuum Forming

I just received some intriguing new vacuum forming information, so I thought this might make a useful discussion. As Fig. 5 shows, vacuum forming is the process of bending a plastic sheet. The sheet is first heated to a carefully controlled temperature above its softening point. It is then draped over a male mold.

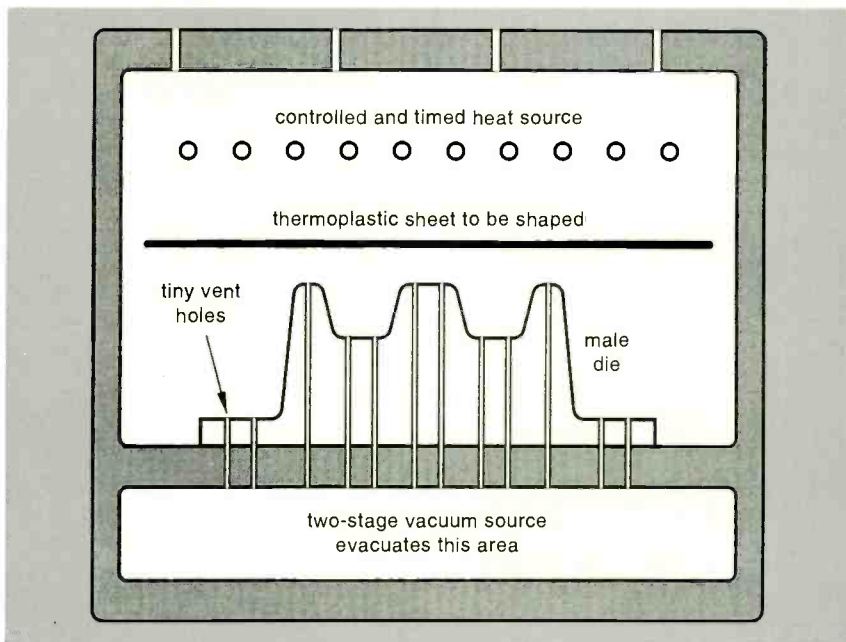
The mold could be made of wood or plaster or most anything rigid and capable of withstanding medium-hot temperatures. The mold has zillions of tiny holes in it that are routed to a vacuum source.

A vacuum then gets applied that sucks the sheet down to conform with the mold shape. Two stages of vacuum will sometimes be applied. One is high volume to get rid of most of the trapped air, and the other is high pressure to force an exact match to the mold. Finally, the part is cooled and taken out of the mold.

Important vacuum-forming uses are signs, packaging materials, and theater props, but there should be all sorts of custom electronic-enclosure possibilities as well. The process can be cheap and low tech, especially when compared against an injection molding set up. For example, you can easily build your own machines.

Vacuum forming obviously works best when there are no undercuts and when a whole lot of stretching is not needed. As the sheet stretches, it gets thinner, so you can only go so far. However, there is no real upper limit to vacuum-forming sizes. Full four by eight plastic sheets can be formed if you need big results.

So how do you find out more? Let us



**FIG. 5**—VACUUM FORMING is a process that first heats a plastic sheet and then draws it against a form. This low-to mid-quantity process is fairly cheap and low tech. Custom electronic enclosures are one app.

start off with *The Molding and Casting Handbook* by Thurston James. That book is mostly on theater props but includes an outstanding chapter on how to build your own vacuum-forming machine and then use it. It is available from Betterway Books. Other books on vacuum forming are sold by Lindsay Publications.

A company calls, of all things, Vacuum Form views themselves as the leaders in low-cost vacuum forming. Prices on their Hobby-Vac series start at \$99. They do cheat a little on that budget model, requiring your kitchen oven to presoften the plastic and your shop vac for first stage vacuum. A small hand

pump is provided for the final forming drawdown. Even so, the unit does sheets up to 6 X 9 inches and, amazingly, can handle up to a 3/16-inch thickness. Prices on their fancier commercial machines, which include heaters and pumps, start at \$458. They also retail books and pre-cut plastic sheets (though you can save a lot by cutting your own from full sized sheets).

Other sources of low-end hobby and school vacuum formers include Pitsco, Delvies, and IASCO. Those are outfits that specialize in the school markets and they also offer reasonably priced injection-molding and blow-molding machines, molds, and materials. And,

### VACUUM FORMING RESOURCES

#### AIN Plastics

249 E Sandford Blvd.  
Mt. Vernon, NY 10550  
Tel: 914-668-6800

#### Bell Jar

35 Windsor Dr.  
Amherst, NH 03031  
Tel: 603-429-0948

#### Betterway Books

1507 Dana Ave.  
Cincinnati, OH 45207  
Tel: 800-289-0963

#### Cinefex

Box 20027  
Riverside, CA 92516  
Tel: 909-781-1917

#### Delvies Plastics

133 W Haven Ave.  
Salt Lake City, UT 84165  
Tel: 800-533-5843

#### IASCO

5724 W 36th St.  
Minneapolis, MN 55416  
Tel: 612-920-7393

#### Industrial Education

1895 Crooks Rd. #135  
Troy, MI 48084  
Tel: 313-649-4900

#### Lindsay Publications

PO Box 538  
Bradley, IL 60915  
Tel: 815-935-5353

#### Pitsco

1004 E Adams  
Pittsburg, KS 66762  
Tel: 800-835-0686

#### P-O-P & Sign Design

7400 Skokie Blvd.  
Skokie, IL 60077  
Tel: 708-675-7400

#### School Shop

Box 8623  
Ann Arbor, MI 48107  
Tel: 313-769-1211

#### Sign Business

1008 Depot Hill Office Pk.  
Broomfield, CO 80020  
Tel: 303-469-0424

#### SignCraft

PO Box 06031  
Ft. Myers, FL 33906  
Tel: 813-939-4644

#### Southern Sign Supply

127 Roesler Rd.  
Glen Burnie, MD 21060  
Tel: 310-768-8600

#### US Plastics

1390 Neubrecht Rd.  
Lima, OH 45801  
Tel: 800-537-9724

#### Vacuum Form

272 Morganhill Dr.  
Lake Orion, MI 48360  
Tel: 810-391-2974

## NAMES AND NUMBERS

### AilledSignal

1090 S Milpitas Blvd.  
Milpitas, CA 95035  
Tel: 408-946-2411

### Elantec

1996 Tarob Ct.  
Milpitas, CA 95035  
Tel: 408-945-1323

### Epoxyworks

PO Box 908  
Bay City, MI 48707  
Tel: 517-684-7286

### Fujitsu

3545 N First St.  
San Jose, CA 95134  
Tel: 800-642-7616

### IEEE Transactions

445 Hoes Ln.  
Piscataway, NJ 08855  
Tel: 908-981-0060

### Integrated Circuit Systems

PO Box 968  
Valley Forge, PA 19482  
Tel: 610-630-5300

### Magnetic Research

122 Bellevue Ave.  
Butler, NJ 07405  
Tel: 201-838-6348

### Master Bond

154 Hobart St.  
Hackensack, NJ 07601  
Tel: 201-343-8983

### Phaedra Enterprises

PO Box 1241  
San Bruno, CA 94066  
Tel: 415-359-0432

### Precision Navigation

1235 Pear Ave., Ste. 111  
Mountain View, CA 94043  
Tel: 415-962-8777

### Science First

95 Botsford Pl.  
Buffalo, NY 14216  
Tel: 716-874-0133

### Society of Mfg. Engineers

One SME Dr.  
Box 930  
Dearborn, MI 48121  
Tel: 800-733-4763

### Synergetics

Box 809  
Thatcher, AZ 85552  
Tel: 520-428-4073

### System Three Resins

PO Box 70436  
Seattle, WA 98107  
Tel: 206-782-7976

### Tiare Publications

PO Box 493  
Lake Geneva, WI 53147  
Tel: 800-420-0579

### West System

PO Box 908  
Bay City, MI 48707  
Tel: 517-684-7286

yes, anyone can buy from those low-cost sources—they just happen to advertise mostly to the school shop market, making them hard-to-find if you don't know about them.

Two common plastics suitable for vacuum work are Styrene and Vivak. The latter is sometimes used for clear helicopter canopies. Rigid vinyl and acrylic also work fairly well. Actually, almost any thermoplastic will do just fine as long as it has a reasonable softening temperature.

Friendly plastic suppliers include both United States Plastics and AIN Plastics. Also check out the folks at Southern Sign Supply. Useful magazines to check out include *School Shop*, *Signcraft*, *Sign Business*, *POP & Sign Design*, and *Cinefax*. A lot more content on amateur vacuum forming in general appears in Steve Hansen's *Bell Jar*.

On the internet, all your usual Net-search engines will give you dozens of effective hits on vacuum forming—including a not-quite-so-useful hit on something that I've always suspected: "vacuum-formed fruitcake." I've got hot links to those sites on my [www.tinaja.com](http://www.tinaja.com). More on plastics in general can be located in my file RESBN50.PDF on the new *Resource Bin* library shelf.

### New Tech Lit

From Integrated Circuit Systems comes a superb data book on a mind-blowing collection of music-synthesizer chips, video and audio circuits, multimedia, battery chargers, timers, and bunches more. A *New Products Supplement* on fast video and communications chips is now available from Elantec. From Fujitsu comes their *Wireless Com-*

*munications Products and Power Management* data book.

There's a new book and video catalog on Santa Claus machines, on CAD/ CAM, and even on ingenious mechanisms from the Society of Manufacturing Engineers. *Outer Space Frequency Directory* is mostly a detailed listing of NASA and the other satellite related communications channels; it's from Tiare Publications.

And speaking of outer space, the fourth edition of the *International UFO Directory* by David Blevins is now available for \$12.50 from Phadera Enterprises. That text is sort of a combined *Michelin Guide* and *Thomas Registry* to a wild assortment of hundreds of organizations world wide. The quality and the annotation detail is a tad down from earlier editions, but the price is certainly right.

I really enjoy watching the UFO industry move from one happening to the next. The big trouble is that they never seem to build on anything, and hard evidence sure seems to be elusive.

Science First has a new catalog on Van De Graaf generators and similar low-priced science demos. But the product that impresses me the most is their #40-500 Roman Arch Kit—a puzzle

made of lightweight wooden kiddie blocks. Put them together just right without any glue or support and you can actually stand on it.

For those looking for additional fiberglass info, from EpoxyWorks comes a West Systems booklet on building, restoring, and repairing with epoxy. System Three Resins offers a similar full-resin products line, as well as support info.

For the fundamentals of starting up your own technical venture, be sure to check my *Incredible Secret Money Machine II* book, available per my nearby Synergetics ad. I've also still got lots of surplus test-equipment bargains. Those include Tek 1230 logic analyzers, a like-new TG-501 time-mark generator, and bunches of bargain-priced Heathkit test items. You can view that catalog online as SURPCAT01.PDF.


As usual, most of the mentioned resources appear in the Vacuum Forming or the Names & Numbers sidebars. Be sure to check there first before using my US tech helpline or visiting [www.tinaja.com](http://www.tinaja.com). EN

### NEED HELP?

Phone or write all your US Tech Musings questions to:

Don Lancaster  
Synergetics  
Box 809-EN  
Thatcher AZ, 85552  
Tel: 520-428-4073

US email: [don@tinaja.com](mailto:don@tinaja.com)  
Web page: <http://www.tinaja.com>



# Delphi and Visual Basic

**D**ELPHI 2.0 IS A PROGRAMMING TOOL FOR WINDOWS 95 AND NT. IN SOME WAYS, DELPHI IS MORE INTERESTING FOR WHAT IT IS NOT THAN FOR WHAT IT IS. PRIMARILY, DELPHI IS NOT C, AND IT IS NOT BASIC. RATHER, IT IS PASCAL—MORE SPECIF-

cally, it is Borland's enhanced Object Pascal.

Programming is an iterative, three-stage process: Write and edit code, compile it, test and debug it. Prior to the invention of the IDE (with Borland's original Turbo Pascal in 1984), each stage was performed using a separate tool, and switching among them was a pain. When Windows started becoming popular around 1990, that pain increased drastically, because of the difficulty of creating graphical user interfaces in a non-graphical environment. Thus was born Visual Basic (VB), the first IDE for the Windows environment.

VB was an instant success. I've done probably half-a-dozen or so significant projects in VB over the past three or four years; consequently, I've got a pretty good understanding of its strengths and weaknesses. In the balance of this article we'll look at those in some detail, and see how they stack up against Delphi. As you will see, Delphi doesn't make a clean sweep, but it does excel in most areas.

## Component Architecture

Early versions of VB depended heavily on third-party components packaged as Visual Basic Extensions (VBXs). There is a huge variety of commercial and shareware VBXs, with quality ranging all over the place. Versions of VB through 3.0 supported the VBX architecture; but with VB4, Microsoft replaced VBX with

a more general component architecture, originally called OCX, then called OLE controls. OCX has, in turn, been replaced by ActiveX. At this point, there appears to be little technical difference between OCX and ActiveX, although ActiveX is designed (from a marketing point of view) to be more Internet friendly—that is, less bulky to download. Also, VBXs cannot be used in a 32-bit environment; they are 16-bit (Windows 3.x) only.

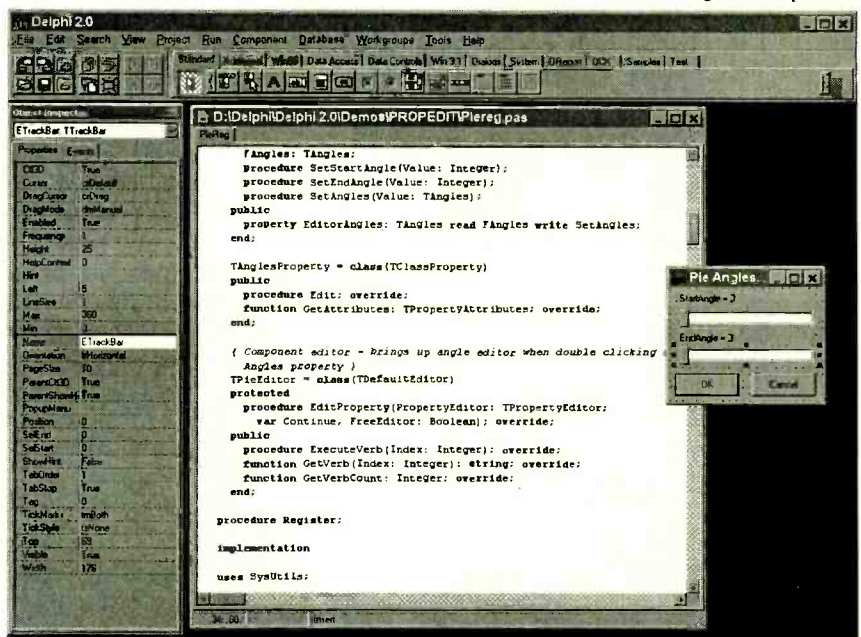
Delphi 1 supported VBX in a limited way, but Delphi 2 fully supports OLE

controls, and presumably Active X. Borland had to reverse-engineer the VBX architecture for Delphi 1, but the OLE control format is public, so components should (should!) work transparently in either environment (and in others).

The bottom line here is that VB used to have a distinct advantage over Delphi, but the 32-bit world provides a more level playing field. VB will continue to attract the primary development-tool support, but Delphi indirectly benefits from that, and has its own (albeit smaller) set of support options as well.

## Component Management And Distribution

Delphi can create its own components using the same language and development tools as for normal applications. VB can't, although VB5 proba-



BORLAND'S DELPHI 2.0 provides the hands-down best environment for rapidly developing Win32-based applications and utilities.

bly will have that capability, as well as an enhanced user interface.

In addition to OLE controls, Borland supports its own control architecture, called VCL (Visual Component Library). VCLs are proprietary code modules that can represent either visual or nonvisual objects the programmer can drag and drop onto forms to create applications. From that point of view, VCLs are just like VBXs and OCXs. Where they differ is that VCLs are bound into the program file itself, whereas VBXs and OCXs are stored as external files—essentially, they're just DLLs.

Microsoft's approach is architectural—superior, but Borland's has practical merits of extreme importance. With the VB architecture, a control is written once, linked once, and stored once. In Delphi, a control is written once, and subsequently linked and stored in every application that uses it. With Microsoft's approach, a bug in a control can be fixed, and the OCX file can be updated without touching the main application. With Delphi, the application would have to be recompiled.

On the other hand, VB developers and users of VB-based products know that version upgrades of VBX and OCX controls can wreak havoc with applications that depend on specific features of specific versions. For example, most installation programs blithely assume they can overwrite older versions of common files with newer versions. But sometimes newer versions can break existing applications.

Consequently, there has been a backlash among VB developers who now look for ways of including controls (written in VB itself and heavily dependent on Windows API calls, thus leading to code that looks more like C/C+ than VB) directly in compiled applications. In that way, they avoid potential version problems at the cost of increased compile times, decreased performance, and application bloat.

If the operating system tracked which applications needed which versions of which DLLs, that type of problem would go away, and Microsoft's solution would be superior. But for now, I rate Borland's approach the better of the two.

## Language Syntax

Both VB and Delphi are composite languages that originated in relatively clean and conceptually pure standards. Despite (or because of) their origins,

both have evolved to become hodgepodes of procedural and object-oriented syntax that is conceptually blurry, and sometimes confusing and inconsistent. Each language is controlled by a single vendor. Unlike C and C+, there is no ANSI (American National Standards Institute) committee defining a standard for all to adhere to. Microsoft has a clear market advantage with VB in that most of its current Office products use various subsets of it. In addition, Microsoft's Internet strategy is also heavily VB-centric through the use of VB Script in Web pages. Overall, I prefer Object Pascal, but I am not blind to the merits of VB syntax in its various incarnations.

## Support For Object-Oriented Paradigm

VB supports a syntax that looks a little object-oriented, but isn't really. VB does not support encapsulation, inheritance, or polymorphism. Delphi does. VB loses; Delphi wins.

## Debugging Support

VB has better application-level debug support than Delphi. VB's debug window allows you to view program output (via print statements) to set and get values of current variables, to evaluate arbitrary expressions, and to call functions and procedures directly. VB also provides a watch window in which key program variables may be displayed and continually updated. Delphi provides a better watch window, but nothing equivalent to the debug window. On the other hand, Delphi can work with an external debug module (Borland's Turbo Debugger), so you can trace right into assembly language. VB wins here.

## Cross-Platform Support

Here, both VB and Delphi lose. They basically only support Win32, which means Win95 and NT. Delphi and VB both include 16-bit versions for Windows 3.x, but there is limited interoperability between the two, and VB4/16 has a terrible reputation regarding performance. The only potentially bright spot here is that because of increased Internet pressure, Microsoft is finally showing signs of broader platform support (*i.e.*, Macintosh and UNIX). However, whether that interest primarily concerns Internet-related technologies (such as VB Script) or across the board remains to be seen. If cross-platform support is an issue,

C/C+ provides the best (although highly imperfect) solution.

## Company Provided Support

VB wins here slightly. Microsoft provides some "free" support, but Borland provides none whatsoever (beyond installation). My experience with Microsoft's support was mediocre.

## Performance

Delphi wins hands down in most categories. In database access, informal tests show the two to be in roughly the same ballpark. But in areas such as initial program load and screen painting, Delphi is much faster than VB.

## Cost

Both VB (standard, professional, and enterprise edition) and Delphi (desktop, developer, and client/server suite) come in three levels. In general, VB tends to go for less than Delphi (for example, \$90 for the VB standard edition *vs.* \$359 for the Delphi desktop edition in one recent catalog), but deals such as competitive upgrades are available for both.

In general, the lower-priced models (desktop and standard) are more likely to appeal to individual programmers, and the higher-price models (client/server suite and enterprise edition) to corporate developers creating client/server database applications, and who need careful management of source-code files. I strongly believe that Borland should bring out a sub-\$100 version to catch the student/hobbyist market.

## The Development Environment

Delphi's IDE is generally cleaner to use than VB's, particularly regarding component organization. However, I'd like to see better organization of the property editor (which presents a single long list of all properties rather than subsetting them by database, screen layout, and other categories). Both VB and Delphi have syntax-aware code editors, but Delphi's is much more configurable.

## Conclusions

I really like Delphi a lot. Like VB, it allows the programmer to become productive at simple tasks almost immediately. But unlike VB, it has considerable depth (including pointers and dynamic memory management) to grow into. Frankly, I had expected the learning curve to be shallower, but part of my problem

*continued on page 69*

# Hi-fi fixes, stealth tweaks, and bio EQ

**W**HEN I LAST WROTE ABOUT THE HI-FI SERVICE BUSINESS (ELECTRONICS NOW, JANUARY, 1995), I NOTED THAT RADIO SHACK INTENDED TO SET UP A NATIONWIDE REPAIR PROGRAM COVERING ALMOST ALL BRANDS OF OUT-OF-WARRANTY

electronics. Based on my own experiences with the repair business, I opined that RadioShack had perhaps taken on more than they could handle. Apparently, I was very wrong!

I talked with Henry Chiavelli, the VP in charge of The Repair Shop at RadioShack (to give it its full official title) this past spring, and he gave me a first year's progress report. About 40,000 repairs a month(!) are currently being processed by 6,500 RadioShack stores, which ship the items to one of 130 repair centers for the actual repairs. Audio components (receivers, CD players, and tape decks) account for the most repairs (26%), followed closely by VCRs (23%), personal electronics (20.2%), and telephones (18.7%). Everything else electronic also shows up, but in far smaller numbers (2.4%). That doesn't necessarily mean that those smaller categories are more reliable, just that there are comparatively fewer sales or, in the case of large TVs, easier local repairs.

I was puzzled by the prevalence of stereo-receiver repairs given my rule of thumb that any unit that uses drive belts is going to need fixing every three years or so. (Unlike CD players, tape decks, and VCRs, receivers don't use drive belts.) My RadioShack friends were a puzzled by that also, and Mr. Chiavelli suggested that perhaps some of the broken receivers had been languishing in closets waiting for a white-knight repair service to arrive. From all indications it has.

## Spreading the Gospel

There's something about involvement in stereo equipment that tends to generate mildly obsessive behavior. Perhaps it's like other "religious" conversions: Once you've discovered "The Truth," the urge to spread the word is pretty much irresistible. For example, during my early days as an editor, perhaps a manuscript a month would arrive with a cover letter pleading for the opportunity to explain the wonders of hi-fi as newly experienced by the writer. In my rejection note, I sometimes took the time to gently explain that "there are too many exceptions to the advice and generalizations laid out in your otherwise well written manuscript. More

experience, and a deeper understanding of audio technology, would be helpful to you in your writing."

Over the years, such submissions have been, in effect, replaced by letters to the editor of the audio high-end tweak publications detailing the vast sonic improvements to be experienced by, say, aligning your speaker leads in parallel with the earth's magnetic field, or by placing weights on your amplifier, your CDs, your speakers, your head, etc. Those publications, unconstrained by rationality or familiarity with the natural laws of physics—or simply pandering to the know-nothing element in their readership—cheerfully publish such letters buttressed by reviews praising a variety of cloud-cuckooland commercial products. Perhaps it's unnecessary to add that their readership, by and large, hears all the salubrious effects as advertised.

Unfortunately, there's a secondary or trickle-down effect from all that true-believer in-group blather. Stealth audiophiles employed as regular editors in



SANYO'S MAX555 MINI-SYSTEM includes a Bio EQ circuit that matches the system's equalization to your state-of-mind according to your biorhythm.

various mainstream business and news publications propagate high-end non-sense in occasional articles that somehow escape the normal fact-checking process used in reputable news magazines. Heaven knows how many hard-headed, but audio-innocent business people have been led astray in their hi-fi purchases by audio tweaks pushing non-sense in the mainstream press.

## Biorhythms

Through the years, many dedicated music listeners—myself included—have noted a certain day-to-day inconsistency in the sound coming from their audio systems. Some days my system sounded just wonderful; other days I couldn't wait to turn it off. And according to my reader mail over the years, the better the system, the greater the variability. Incidentally, this phenomenon has nothing to do with the real or imagined need to "warm-up" certain high-end components before use.

It's never been clear to me whether the perceived sonic inconsistencies have an objective or subjective source. Do they originate in the listener's equipment or in his head? Are the components somehow changing their audible performance in response to waveform or voltage changes in the AC line? Are the resonances in the speaker cones (or those in the phono cartridge) shifting in response to high or low humidity?


On the other hand, are our ears themselves responding to humidity or air-pressure changes? Is it the phases of the moon? Or perhaps random reductions in the serotonin or norepinephrine levels in our brain chemistries are producing a general dissatisfaction with hi-fi performance—and life in general? Would Prozac help?

Samsung Electronics (105 Challenger Road, Ridgefield Park, NJ 07660) thinks they have found the answer, and have built it into their new \$300 remote-controlled mini-component system. Somewhat weak on specs, but strong on features, the Samsung MAX555 has an AM/FM stereo tuner, a three-CD changer, a dual cassette deck, and several novel functions—including a Bio EQ circuit. Bio EQ is based on the dubious—but widespread—belief that certain aspects of one's physical, emotional, intuitive, and intellectual life are all subject to independent cyclical variations of 23 to 33 days that started the day you were born. Once you feed the current

date and your date of birth into MAX's biorhythm computer, it then selects either one of three different fixed equalizations (classical, rock, or pop) or a "PASS" (non-equalized) setting, depending upon what it decides would be most compatible with your immediate state of being. My first two days' input generated a PASS response. However, for the next four days, MAX decided that what I needed was the classical EQ.

The three EQ curves as displayed on MAX's 7-band real-time analyzer are somewhat idiosyncratic. What justifies a slight dip at 1 kHz for Classical, moderate peaks at about 160 Hz and 6.3 kHz for rock, and a single large hump centered at 1 kHz for Pop? The instruction manual offers no answers. However, Samsung's product manager has told me that a revised manual is in the works.

In playing around with the equalizations, I found that I always preferred PASS, no matter what type of music was being played or what stage my biorhythm cycle was at. More evidence, for those who want it, of my innate audio perversity. The overall sound of the system had a slight midrange "hollowness," but a surprisingly good fake bass. And for those among us whose musical biorhythms resist adjustment, "Background Natural Sound" is available at the touch of a "B.G.N.S." button. As a relaxing alternative to your everyday oppressive background noise, MAX offers the canning sonic ambiance of a rain forest, a stream, and a beach. The stream and rain-forest noises are pleasant enough except for the raucous birds in both and the intermittent foghorns at the beach. If you wish, you can give yourself the full treatment by overlaying your chosen background sound on your Bio EQed music. With the addition of a properly attuned New-Age crystal, true harmonic convergence might be achieved—assuming your astrological signs are suitably aligned. **EN**



## COMPUTER CONNECTIONS

*continued from page 67*

was finding a way to undo VB-think, and to recast as Delphi-think. I'm still working on it, but doing so is a pleasure.

## The Crystal Ball and More

Last month I rashly predicted that Java-based HW/SW systems could and would displace dedicated hardware subsystems such as ATMs. Interestingly enough, both Motorola and Nokia recently announced portable telephones built around J-word technology. What's next? Java-based wristwatch radios?

## RESOURCES

Delphi 2.0  
**Borland International**  
 100 Borland Way  
 P.O. Box 660001  
 Scotts Valley, CA 95067-0001  
 Sales: 800-233-2444, ext. 1350  
 FastFAX: 800-408-0001  
 Net: <http://www.borland.com/>

Implantable Java-based pacemakers? The ultimate of course would be a Java-based Mr. Coffee!

I've begun testing a beta version of Windows NT 4.0, and it looks good. The most visible change is that it now supports the Win95 user interface. That also means that there are numerous changes from the previous version in the way you set up and administer network and other resources. But, all in all, NT is looking increasingly good. I'll pass along more information as experience and developments dictate. **EN**

## SILICON-CONTROLLED RECTIFIER PROJECTS

**1586T**—From TAB Books. A treasure trove of exciting projects using SCR's and other low-cost thyristor devices for power-control applications. Includes a sophisticated burglar-alarm system, an SCR-based smoke-alarm system, a remote-control garage-door opener, and a high-tech light dimmer that uses the output from your stereo to modulate the intensity of your lights. And then there are 20 more. To order—ask for book **1586T**, and include your check for **\$12.95 (includes s&h)** in US and Canada, and order from — **Electronic Technology Today Inc., P.O. Box 240, Massapequa Park, NY 11762-0240.** US funds only, use US bank check or International money order. Allow 6-8 weeks for delivery.



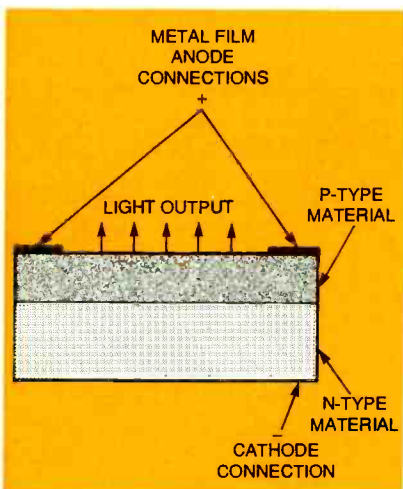
MA09

# Entertaining with laser light

**H**AVING COVERED A LOT OF THEORY AND A NUMBER OF SERIOUS AND PRACTICAL APPLICATIONS IN OUR PREVIOUS COLUMNS, I THINK IT'S TIME TO TAKE A LOOK AT THE LIGHTER SIDE OF LASER APPLICATIONS. BUT FIRST, A SAFETY

reminder. Lasers, no matter how small, are not toys. They can cause serious harm if not handled properly. So read and heed the safety notice that appears in this and every column.

Lasers are the source of some very practical gadgets, and can provide a great deal of entertainment. One of the most interesting, and most common, laser devices in recent years is the laser pointer. Early versions were built around miniature 0.25- to 0.5-milliwatt lasers that had small battery-operated power supplies packaged together in a hand-held case. Bulky by today's standards, at the time they were a marvels of miniature electronics, and were priced at about \$300.



**FIG. 1**—THE PHYSICAL CONSTRUCTION of an LED. Note that it emits light in all directions and the light is not coherent.

With the development of the laser diode came the pocket pointers, shaped and sized much like a fountain pen. Easy on batteries, and bright enough to be seen clearly on an illuminated TV or projection screen, those pen pointers are a favorite for lectures and business presentations.

The heart of those devices is a laser diode—a specialized light-emitting diode (LED). It may look like an LED, but it sure doesn't work like one.

In a standard LED (see Fig. 1), when the Gallium-Arsenide junction is forward biased, it emits light in all directions and different colors—red, green, yellow or even blue—are produced. The ratio of the two elements and the doping, together with an epoxy filter, determines the output color. The light output, unlike that of a laser diode, is not coherent. The light is usually diffused, by a clear plastic casing, into a soft, omnidirectional pattern.

The laser diode (see Fig. 2) performs much in the same fashion except that additional structuring of the semiconductor matrix, which includes micro-mirrors, results in the emission of a collimated beam. That beam, while not nearly as well defined as the one from an He-Ne tube, is focused by standard optics to produce a fine spot.

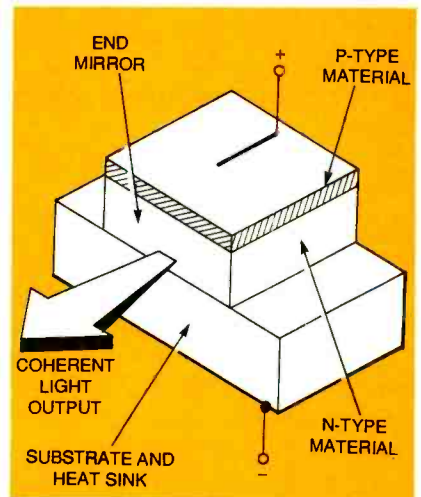
We can make a pointer out of surplus gaseous laser parts, but it will end up no smaller than an 8- to 10-inches long by 1½-inches around—and that's quite a

## WARNING!!!

This article deals with and involves subject matter and the use of materials and substances that may be hazardous to health and life. Do not attempt to implement or use the information contained herein unless you are experienced and skilled with respect to such subject matter, materials and substances. Neither the publisher nor the author make any representations as for the completeness or the accuracy of the information contained herein and disclaim any liability for damages or injuries, whether caused by or arising from the lack of completeness, inaccuracies of the information, misinterpretations of the directions, misapplication of the information or otherwise.

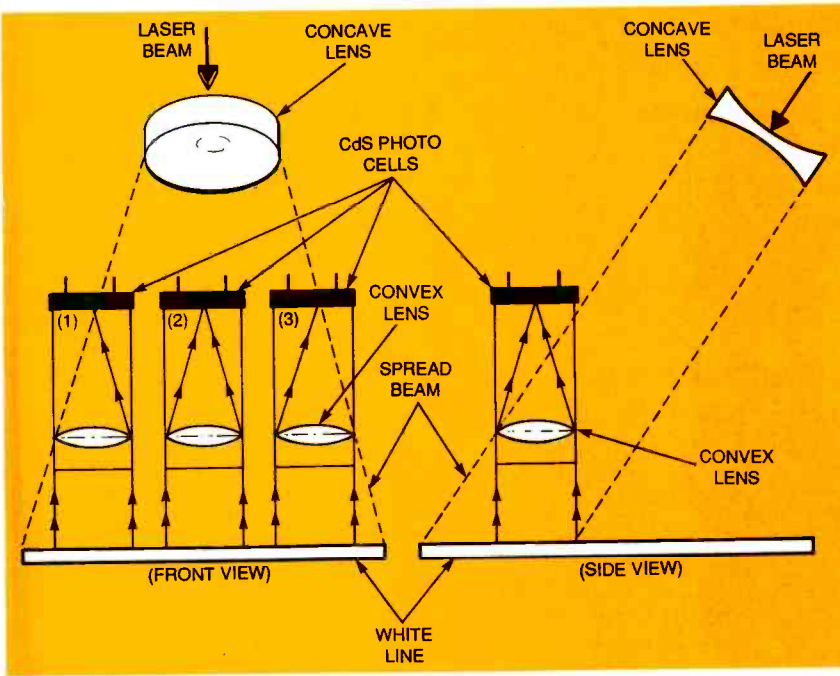
handful. So, for practicality, if you want one of these, the commercial version is probably the best choice. I've seen them for as little as \$40.

On a similar note, lasers, both the tubes and diodes, are frequently used as gun sights. By attaching a protected tube



**FIG. 2**—LASER DIODES LIKE THIS ONE may seem to be LEDs but are actually quite different. They produce a beam of coherent light.





**FIG. 3**—HERE ARE THE OPTICS NEEDED to build a robot-motor control assembly. This setup is used to enable a robot to follow a line on the floor.

or a pointer to a rifle or pistol with an adjustable mounting, the accuracy of the weapon can be improved a great deal. Once the laser is in place, alignment calls for a visit to a gun range, and some simple bore sighting, following the same procedure that you would use for a telescopic sight.

### Follow the White Line

Robotics has become a popular

hobby. It also offers many places where a laser could come in handy. The laser is a natural for both movement control and special effects. One method used to guide the direction of a robot is to have it optically follow a path, such as a white or black line painted on the floor. Using photodetectors to detect deviations from the course, the robot's motors can be commanded to react and keep it on track. Figure 3 shows the optics involved

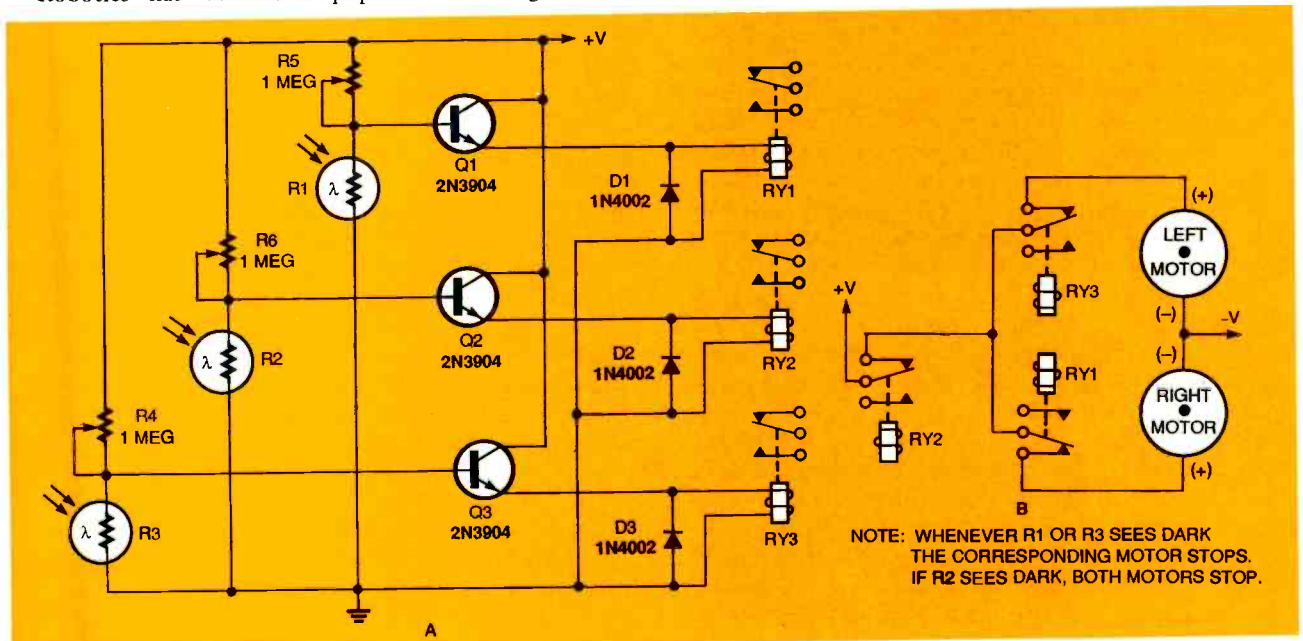
in such a system. Figure 4 is the electronics needed to control the robot's steering motors.

As for special effects, a laser could be used to light up the robot's eyes. With reflectors and motors, a variety of swirling patterns could be generated to "dance" around the robot as it moved, and timers could make them intermittently appear or vanish. So, it is easy to visualize the many ways that the laser can enhance the operation and image of a robot.

### Games with Laser Light

One area where the laser can provide hours of amusement is games. Again, the variety of applications is limited only by the imagination; so here are a few ideas to start with. Let us know of any others you come up with. Send your ideas to Laser Editor, **Electronics Now**, 500 Bi-County Blvd., Farmingdale, NY 11735 or e-mail to [lartronics@aol.com](mailto:lartronics@aol.com).

The laser has been called the "ultimate cat toy" due to the fascination cats, especially the young ones, find in the red spot it casts. Dance the beam around the floor, and most felines will chase it for hours. They will sneak up on the spot, swat it down, only to find—to their amazement—that it has magically reappeared on top of their paw. Dart the dot off a few feet, and, they are right after it. That will amuse both cat and owner for long periods. Just be very careful not to shine the laser directly into the cat's eyes



**FIG. 4**—THE MOTOR-CONTROL ELECTRONICS takes the signals from the optics system in Fig. 3, and uses them to control a robot's steering motors to keep it on course.

as they are sensitive and could be damaged.

Another favorite is "find the light." Using temporarily placed mirrors and reflectors, you can create a maze of light beams that crisscross back and forth and all around a room. The object of the game is to find the source of the beams, namely the laser.

Use smoke, fog, or a mist of fine powder. Let the beam shine on a piece of paper and trace it back. Or use whatever other method you choose. As the hunter moves within the maze, he will block the beam from time to time, and the trail will disappear. That definitely adds challenge to the task as sometimes the beam is lost and has to be found again to continue the search. The maze can be altered as much or little as desired, offering unlimited trails to set up and follow. It's a lot of fun, so give it a try.

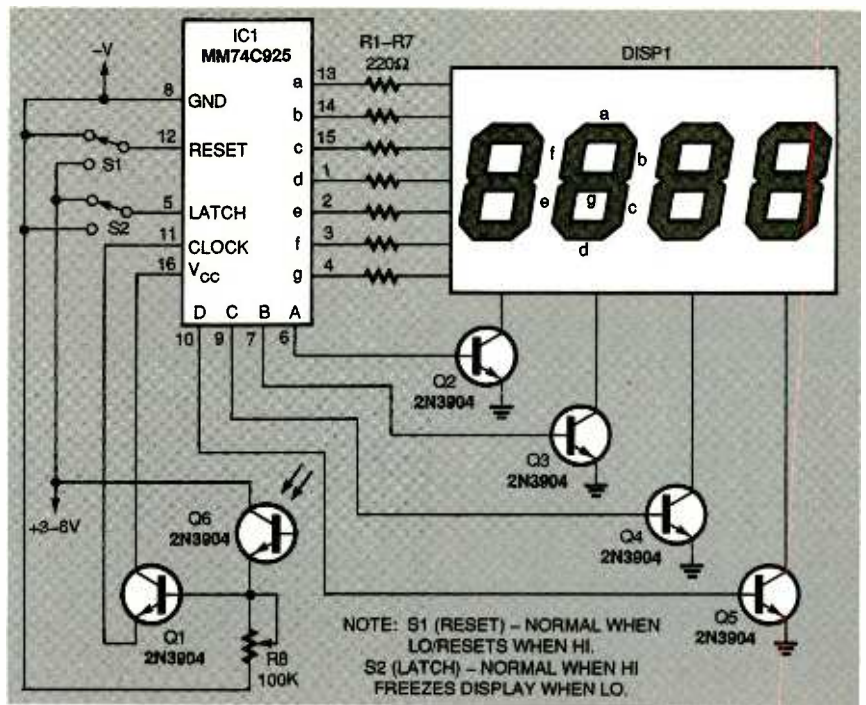
With the aid of some motors and gears and ingenuity, a "cradle" mounting can be built to hold the tube, or tube and power supply. Using switches, a potentiometer, or even a "joystick," semi-automated beam aiming can be provided for any number of games or projects. Testing reaction skills or timing would be one possibility. A home built version of a "video"-style game could be another.

### Detecting and Counting

Let's next shift to a practical application—a system for counting anything that needs to be counted. That can have a fun side when used to count laps at track events; swimming meets; or model-car, bicycle, auto, dog, or horse races. Such a system might even find a more important role when applied to factory assembly lines for item counts, quality control, traffic monitoring, etc.

Taking advantage of the laser's collimated beam and relative immunity to ambient light, all that needs to be done is position the laser unit on one side of the item to be counted and a special receiver/counter assembly on the opposite side. With the beam aimed at the detector, each time one of the items—say a box of candy—passes through it, the beam is momentarily broken. That tells the counter to advance one digit. The same set-up would, of course, work just as well for automobiles passing through a monitored intersection or a swimmer passing the starting line during a race.

The system does need a specialized, but reasonably simple receiver to detect



**FIG. 5**—HERE'S A FOUR-DIGIT COUNTER for laser-game and other applications. The single MM74C925 makes it easy.

and maintain the count. Figure 5 shows just such a unit. The heart of the circuit is the MM74C925 integrated circuit. That IC contains the counter, multiplexer, and 7-segment digit drivers, all in one convenient package. Add a simple detector circuit like the ones used before, a handful of support components, box it up with a light shield for the phototransistor, and it's ready for action.

Here's a couple of important notes about the circuit: The seven 220-ohm resistors (R1-R7) are used as "dropping" resistors between the driver outputs and the segments of the display to protect the LEDs and keep the 74C925 from overheating. The four 2N3904 transistors (Q1-Q4) act as amplifiers for the digital drivers to keep the display at full illumination.

Switches S1 and S2, for reset and latch respectively, are not crucial but are highly recommended. The latch will freeze the count if needed, and it is nice to be able to reset the unit at the flip of a switch. If the switches are not used, pin 12 needs to go to ground, and pin 5 to +V (the circuit's voltage supply).

On a final note, if more than four digits are needed, use the MM74C926 IC. The functions are the same, but it has a "carry out" to cascade more than one chip and 4-digit display.

### Patterns and Designs

In an artistic vein, let's briefly explore

the world of geometric patterns and design. The laser market is filled with equipment—from X-Y axis units and scanners to the more elaborate computerized professional controllers—all designed to manipulate one or more laser beams into designs, patterns, moving artwork, lettering, and even sheets of light as desired.

What are the applications for this gear? Well, one that immediately comes to mind is for special effects during rock and other concerts. For those that would like to experiment, the speaker modulator presented in the June and July 1996 installments of this column could be used again for that. Here's how:

If a certain section of a musical piece produces just the right patterns, save that section on audio tape, maybe several times in a row, and have it available when needed. After a while you will have a comprehensive library of sounds for future use. Then, by assembling the specific sound passages and re-recording them, you can create a lengthy segment of taped music to produce the desired graphics. Either replay or repetition can keep the process going for as long as necessary.

That winds things up for now. Next month we are going to look at a variety of geometric light-pattern generators. Then we will go on to show you how to use them to create your own light show. See you next time



**Plug a Friend into**  
**Electronics**  
**NOW<sup>®</sup>**  
**and Save \$26.03\***

*This Christmas give an electrifying gift ... plug a friend into Electronics Now and brighten the whole new year! Whether electronics is your friend's livelihood or hobby, your gift will illuminate the whole spectrum of electronics throughout the coming year and provide a monthly reminder of your friendship.*

Electronics Now will keep your friend informed and up-to-date with new ideas and innovations in all areas of electronics technology ... computers, video, radio, stereo, solid-state devices, satellite TV, medical electronics, communications, robotics, and much, much more.

We'll provide great plans and printed circuit patterns for great electronic projects. In just the last few years, Electronics Now has presented amateur TV equipment, robots, computer peripherals, microcontroller programmers, test equipment, audio amplifiers, telephone projects, relay circuits, and much more.

PLUS ... equipment troubleshooting techniques ... circuit design ... reports on new technology and products ... equipment test reports ... in-depth coverage on computers, video, audio, vintage radio ... and lots more exciting features and articles.

SAVE \$26.03\* ... OR EVEN \$52.06\* ... For each gift of Electronics Now you give this Christmas, you save a full \$26.03\* off the newsstand price. And as a gift donor, you're entitled to start or extend your own subscription at the same Special Holiday Gift Rate—you save an additional \$26.03\*!

No need to send money ... if you prefer, we'll hold the bill till January, 1997. But you must rush the attached Gift Certificate to us to allow time to process your order and send a handsome gift announcement card, signed with your name, in time for Christmas.

So do it now ... take just a moment to fill in the names of a friend or two and mail the Gift Certificate to us in its attached, postage-paid reply envelope. That's all it takes to plug your friends into a whole year of exciting projects and new ideas in Electronics Now!

\*Basic sub rate — 1 yr/\$19.97 2 yrs/\$38.97

# New digital storage scope has LCD display

**A**S LCDs COME OF AGE, OSCILLOSCOPE MANUFACTURERS ARE MERGING DIGITAL STORAGE OSCILLOSCOPE (DSO) TECHNOLOGY WITH LCD DISPLAY ADVANCEMENTS TO PRODUCE HIGH-PERFORMANCE HANDHELD AND BENCH INSTRUMENTS.

Two factors make combining those two technologies possible—the advances in LCD technology and the movement from traditional CRTs to A/D converters as the signal-acquisition system. Once the display is no longer the capture device, the acquisition system is free of the constraints of display-update rates.

That combination has paved the way for scope manufacturers to capitalize on today's LCD technology. LCDs, for their part, have evolved to a point where shortcomings such as questionable reliability have been completely resolved. At the same time, other deficiencies, such as the limited viewing angle, are steadily improving.

## Historical Perspective

For a long time, the electrostatic CRT display (see Fig. 1) used in analog scopes was the only oscilloscope-display technology available. In addition to bright, easily-read displays, electrostatic CRTs provided oscilloscope users with trace intensity variations (gray scaling) and very fast update rates.

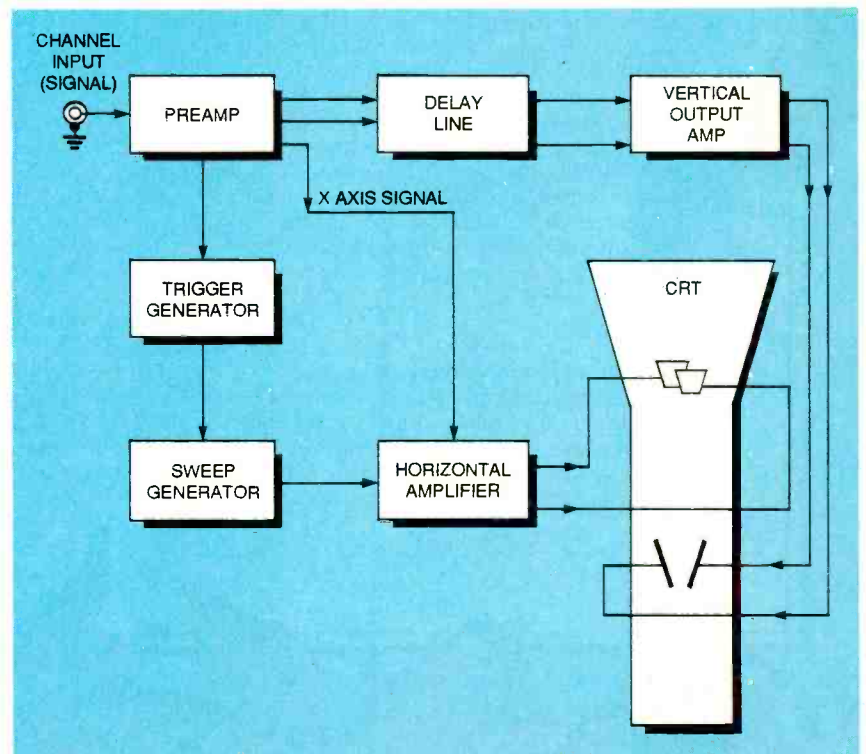
With the advent of DSOs, raster-scan displays replaced the analog CRT display (see Fig. 2). While the original analog display was, in fact, a signal-acquisition device, modern DSO displays are not. That has made it possible for scope designers to concentrate on improving acquisition and update rates.

Digital Real-Time (DRT) acquisition has significantly improved acquisition rates of some DSOs, while new display methods such as Tektronix' Dynamic Display Mode has increased the amount of information shown on a display with modest update rates.

By decoupling display and acquisi-

tion functions, scope manufacturers have been able to seek out new display technologies. Among the most promising is flat-panel LCDs. Flat-panel technology is changing rapidly, and costs are coming down. Millions of dollars in research and development are being pumped into that market to improve reliability and overcome other objections to LCD displays. Those objections have included limited viewing angle, contrast, brightness, ruggedness, temperature and humidity restrictions, and pixel speed. All of those have been inherent shortcomings of LCD displays.

Today, LCDs have come a long way



**FIG. 1**—A BLOCK DIAGRAM OF A typical analog CRT and its associated electronics. Originally, the CRT doubled as both the display and the capture device of an analog oscilloscope.

\*DISPLAY TECHNOLOGY ENGINEER  
TEKTRONIX, INC.

as oscilloscope and other instrument displays. Just about every portable computer made uses some type of LCD display. But the questions that face instrument users are: How do LCDs measure up to standard CRTs? What does the future hold for these two important technologies? And how will end-users ultimately benefit?

### CRTs—The Industry Standard

The long-established technology for oscilloscope displays, CRTs have set the standard for user expectations of what a scope display should be. In most minds, CRTs have many advantages over LCDs. Brighter displays, faster update speed, and an unlimited viewing angle are the three that come to mind first.

What many users do not realize is that the CRT industry is fully mature and shrinking rapidly. There are only a few manufacturers and little money is being spent on new CRT technology for screens smaller than 14 inches. As a result, the industry simply isn't keeping pace with instrumentation advances. For example, few manufacturers offer color capability in small-size CRT displays. Today, when many users have come to



THE TEKTRONIX *TEKSCOPE* combines DSO technology with LCD advancements—smaller footprint, low power, and high reliability.

really need color capability, the CRT industry cannot supply it in any meaningful form.

In addition, the large physical size of conventional CRTs continues to dictate the shape and size of new instruments. At a time when the service industry is

demanding smaller and more portable tools for field service technicians, the size of available CRT displays makes it difficult to design lightweight, handheld scopes.

CRTs also seem to come with many reliability problems. They have a high failure rate and require frequent service and maintenance. That weakness first shows up during scope manufacturing, where CRTs require any number of adjustments and "tweaks" before being installed in the instruments. Reliability issues continue throughout the life of the product and have a negative impact on long-term serviceability.

Finally, CRTs have always presented safety concerns. While great care is taken to minimize the danger, problems such as X-ray radiation and exploding cathode-ray tubes continue to plague the industry. Also, regulatory issues such as electromagnetic interference have never been totally resolved. And one of the more recent problems is disposing of old CRTs and instruments.

CRTs have played a long and important role as oscilloscope displays, and will certainly be used in many new instruments for some time to come.

**Test Companion™**  
ITT Pomona Electronics

Complete Kits For:

- Fluke**
  - Series I & II ScopeMeter®
  - 10 Series DMM
  - 70 Series II DMM
  - 80 Series DMM
  - 860 Series Graphical Multimeter
- Tektronix**
  - DMM250 Series
  - TDS 300 Series TekBench™
  - THM 500 Series TekMeter®
  - THS 700 Series TekScope™
- Hewlett-Packard**
  - HP 970A Series
  - HP 54600B Series

*Test Companion for Tektronix TekScope™ THS 700 Series includes oscilloscope probes, leads, grabbers, clips and mixing needle tips in a rugged, weather-resistant Cordura briefcase.*

# Test Companion™ Test Kits.

**Just Add Your Meter. The Rest Is In The Bag.** Uniquely designed for your FLUKE, HEWLETT-PACKARD or TEKTRONIX meter or scope, Test Companion™ Test Kits bring out the best in your instrument for accuracy, versatility and safety. With Pomona-quality, IEC1010-Safe leads, probes, grabbers, clips and splices custom selected for your

instrument, you have a powerful, all-in-one test arsenal in a rugged Cordura carrying case with shoulder strap for hands-free convenience. Call Pomona today at (909) 469-2900 for a free catalog or write to 1500 E. Ninth Street, Pomona, CA 91766-3835 FAX: (909) 629-3317. **For Technical Assistance, Call Toll Free 1 (800) 241-2060.**

## Unique Accessories For Test & Measurement

**ITT Pomona Electronics**  
AN ITT CANNON COMPANY  
CIRCLE 101 ON FREE INFORMATION CARD

Trademarks are the property of their respective companies.

[www.americanradiohistory.com](http://www.americanradiohistory.com)

However, now is the time to take a fresh look at new display technologies. LCDs are certainly a leading alternative.

### LCDs—New Kid On The Block

In marked contrast to CRTs, there are more than 100 LCD vendors. That gives oscilloscope manufacturers a wide choice of LCDs, with many options in size, price, and performance. The market-driven nature of LCD product development also fuels the many choices available and often results in a much shorter time-to-market for instrument manufacturers.

The thin, flat LCD footprint makes it easy for designers to package it in all kinds of instruments. The low-power needs of LCDs make them ideal for use in portable, battery-powered instruments. Together, these attributes make LCDs ideal for hand-held tools. The smaller footprint (see Fig. 3) also affords an excellent opportunity to design more compact benchtop scopes to alleviate overcrowded benchtop conditions in the lab.

But what about the reliability issue? In the past, LCDs have been labeled as less than reliable. Today, however, the reverse is true. The newest LCDs have excellent reliability. With a mean time between failure (MTBF) that exceeds 50,000 hours, LCDs compare very favorably with a MTBF of 25,000-40,000 for CRTs.

What's more, LCDs are delivered to the scope manufacturer ready to use, eliminating the time-consuming and tedious adjustments needed to install CRTs during manufacturing. A secondary benefit is that no adjustments are needed to counter the effects of the earth's mag-

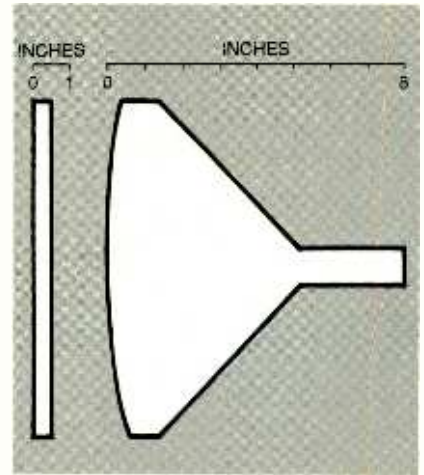
netic field when moving the scope over large distances, a problems that has consistently plagued CRT displays.

Perhaps the most convincing argument can be made for the value LCDs add to instrumentation such as oscilloscopes. Transflective LCDs, for example, provide users with excellent readability in bright sunlight, making them ideal for portable field instruments. Moreover, LCDs are available in two other types: transmissive and reflective. Those three choices in display technology let product designers optimize the display for factors including cost, power, and viewing capability in either sunlight or dark environments.

Another bonus is color. Although color LCDs are expensive in fast, active-matrix displays; in slower, passive LCDs, color is available at a more reasonable price. Both faster and cheaper color capability is clearly on the horizon.

There are a few disadvantages with LCD displays, but they do involve a certain amount of tradeoff, particularly for scope manufacturers and, less directly, for users. For example, display speed is still closely tied to cost. To get update rates and performance comparable to CRTs requires more expensive LCD technology. Nonetheless, research is focused on developing new LCD technologies that will improve update rates at lower cost. It's only a matter of time until the tradeoff between cost and performance will no longer be an important issue.

LCDs are known for their limited viewing angles. However, LCD viewing angles have significantly improved recently and promise to continue to widen as new models appear. For exam-



**FIG. 3—THE SIGNIFICANTLY SMALLER FOOTPRINT** of the LCD makes it ideal for use in handheld instrumentation as well as more compact bench instruments.

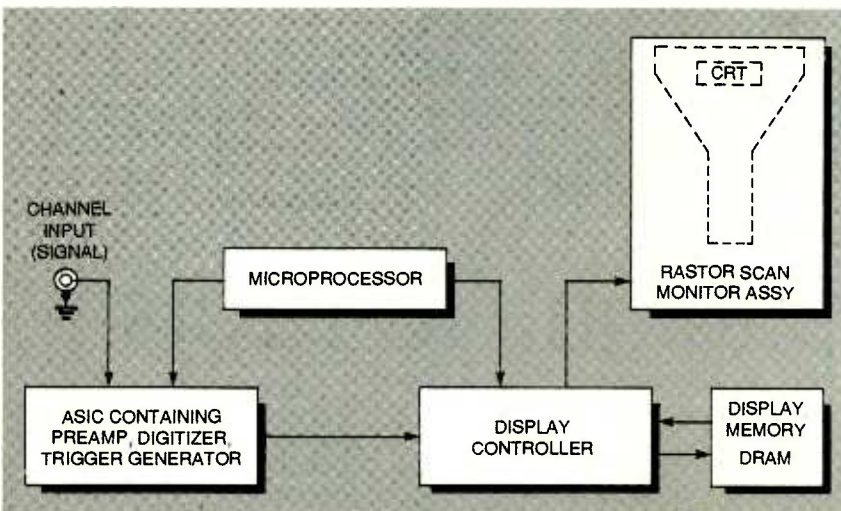
ple, older LCDs provided a 60° viewing angle. Today that has increased to 90°; tomorrow's LCDs promise viewing angles greater than 120°.

Another LCD limitation has been lack of gray scaling. Today, it is possible to get gray scaling with LCDs, but, again, higher cost is the tradeoff. While color has already become more cost-effective in LCDs, black-and-white (monochrome) LCD displays promise to be cost-effective with CRTs over the next few years.

### The Best Of Both Worlds

By capitalizing on underlying DSO/CRT technology, oscilloscope manufacturers are designing great new handheld and benchtop instrumentation that give users the best of both worlds. The strong foundation provided by today's DSOs—acquisition speed coupled with fast update rates—is being combined with the best of LCD technology. That includes the smaller footprint, safety, low power usage, and high reliability of LCDs.

The recently introduced Tektronix *TekScope* is a good example of the benefits of marrying DSO technology with LCD technology. A small handheld oscilloscope, it gives users bench scope performance in the palm of their hands: 500 megasamples per second acquisition rate, plus a backlit LCD that pumps out enough light to be easily seen in the dark or bright sunlight. This tool is but one of many that will allow users to benefit from the exciting convergence of LCD and CRT technologies, both now and well in the future.



**FIG. 2—WITH THE ADVENT OF DSOs**, raster-scan displays, like the one shown here in block diagram form, replaced the analog CRT display.




# NEW LITERATURE

USE THE FREE INFORMATION CARD FOR FAST RESPONSE

## The Year in Consumer Electronics 95

*The Consumer Electronics Manufacturers Association (CEMA)  
2500 Wilson Boulevard  
Arlington, VA 2201-3834  
Tel: 703-907-7674  
Fax: 703-907-7690  
Web site: <http://www.eia.org/cema/>*

**Free with a \$1.93 stamped, self-addressed 6x9 envelope**



CIRCLE 337 ON FREE INFORMATION CARD

With the help of charts, graphs, and comprehensive text, CEMA's annual review of the consumer-electronics industry—which grew by 10% to \$62 billion last year—reports on highlights, product development, and


emerging trends. Among the figures quoted: Home office products shot up 23% to \$22 billion; sales of multimedia PCs jumped 32%; home-theater component sales rose a more modest 10% to \$8 billion; and the one-millionth Digital Satellite System was sold.

The book offers a combination of statistics that track factory sales to dealers of consumer-electronics products, and the text describes emerging technologies and trends and examines issues that faced the industry in 1995. For example, it describes how CEMA took action on behalf of computer manufacturers to produce a voluntary industry guideline for the depiction of display screen sizes to consumers. It also reveals how CEMA's Government and Legal Affairs department helped to amend laws in several states to allow the front-seat use of monitors for vehicle navigation systems. All the statistics were compiled through CEMA's market activity report program, which provides comprehensive statistical reporting on the consumer-electronics industry.

## LabVIEW Evaluation Software and Brochure

*National Instruments  
6504 Bridge Point Parkway  
Austin, TX 78730-5039  
Tel: 1-800-433-3488 or 512-794-0100  
Fax: 512-794-8411  
E-mail: [info@natinst.com](mailto:info@natinst.com)  
Web site: <http://www.natinst.com/>*

**Free**



CIRCLE 338 ON FREE INFORMATION CARD

National Instruments is offering free LabVIEW evaluation software (for Windows 3.1/95/NT PCs, Macintosh and Power Macintosh computers, Sun SPARCstations, and Hewlett-Packard 9000 Series 700 workstations), as well as a 16-page, full-color LabVIEW brochure filled with screen captures and descriptions of virtual instrumentation applications. The LabVIEW Evaluation CD-ROM, based on the recently announced 4.0 version of the award-winning graphical instrumentation software package, features tutorial-style online documents. (Windows users who do not have access to a CD-ROM drive can use the LabVIEW version 4.0 Overview disks.) Its menu-based system allows users to access a variety of information, including details about LabView add-on toolkits, technical support, customer education, and the Alliance Program.

The LabVIEW evaluation software allows users to build custom applications and to automatically run a variety of applications involving instrument control and data acquisition, analysis, and presentation for test-and-measurement and industrial-automation applications. The software introduces new and long-time users to new features of version 4.0, including the FlexVIEW customizable development environment and high-end development tools. An online tutorial guides users step-by-step through build-

ing a custom virtual instrumentation system.

## Build a World Wide Web Commerce Center

*by net.Genesis Corporation  
John Wiley & Sons, Inc.  
605 Third Avenue  
New York, NY 10158-0012  
Tel: 1-800-225-5945*

*Web site: <http://www.wiley.com/compbooks/>  
**\$29.95***



CIRCLE 339 ON FREE INFORMATION CARD

Created by net.Genesis Corporation, a pioneer in Web-site and software development whose clients include CBS, Microsoft, Fox Network, and *The New York Times*, this comprehensive guide provides a total blueprint for building and managing a state-of-the-art Web commerce center. The book shows how to use Windows NT-based Web-server software to establish a secure and sophisticated commerce site. The techniques and guidelines presented open up the exploding Web marketplace to a broad new range of businesses, small and large, by making electronic commerce manageable and affordable.

The book integrates the vital technical and business issues that must be mastered to set up a secure Windows NT Web-commerce server, prepare content for the site, and support marketing and selling functions. It explains how to formulate an effective commerce strategy that is in line with marketplace needs and technological trends, choose and set up Web server software packages that meet your company's present and future needs, select and implement appropriate Internet payment schemes, and configure and customize Windows NT commerce servers. The book also reveals

proven business and technical strategies used by top corporations.

## Communication Excitement Radio

C. Crane Company  
558 10th Street  
Fortuna, CA 95540-2350  
Tel: 1-800-522-TUNE (in Canada,  
1-800-521-8863)  
Fax: 707-725-9060  
E-mail: ccraneco@aol.com

\$1



CIRCLE 340 ON FREE INFORMATION CARD

This 79-page catalog offers a wide selection of communications products, with an emphasis on radio. Product categories include AM/FM radios and AM and FM antennas; short-wave radios, antennas, and books; scanners and related antennas, books, and accessories; mobile electronics; satellite receiving equipment; telephones, fax machines, and videoconferencing products; weather-monitoring equipment; CB radios, antennas, and transceivers; alternative power sources; audio; and general accessories. In most of those categories, two basic lines of products are offered: the "best made" and the "best for the money." The catalog also provides informative text about each area of communications, and some pointers about getting started.

## Electronic Interconnection Systems Ordering Guide

3M Electronic Products Division  
6801 River Place Boulevard  
Austin, TX 78725-9000  
Phone: 1-800-225-5373

Free



CIRCLE 341 ON FREE INFORMATION CARD

The CD-ROM version of 3M's 650-page catalog contains information on more than 5000 electronic products, including board and wire-mount sockets; board-stacking systems; "MIX" stacking connectors; headers; plugs; PCB connectors; cables; assembly

equipment; heat-shrink tubing; tape and reel packaging; wire-marking products; and DIP, D-Sub, D-Ribbon, and DIN connectors.

The electronic catalog provides product specifications, technical drawings, and color photos, as well as complete ordering information. Easy-to-use menus allow quick access to specific information. The CD-ROM requires Windows 3.1 or 3.11, and a 386/486/586-based PC with a minimum of 4 megabytes of RAM and a CD-ROM drive.

## Just Java

by Peter van der Linden  
The SunSoft Press  
Prentice Hall PTR  
Order Processing Center  
P. O. Box 11071  
Des Moines, IA 50336  
Tel: 1-800-811-0912 or 515-284-6751  
Fax: 515-284-2607  
E-mail: orders@prenhall.com  
Web site: <http://www.prenhall.com/>  
**\$34.95, including CD-ROM**



CIRCLE 342 ON FREE INFORMATION CARD

This book cuts through all the hype to give readers a straightforward introduction to Java and object-oriented programming. Written with a sense of humor that makes learning fun, the book conveys the sense of excitement and enjoyment that lies in computer programming.

Using clear explanations and practical examples, the book covers the basics before presenting the more advanced elements of Java programming, including window and network programming. Topics discussed include "The Story of O—Object-Oriented Programming," "The Robot Ping-Pong Player," "GIGO—Garbage In, Gospel Out," and "Associativity and the Coffeepot Property." More traditionally titled chapters cover applications versus applets; identifiers, comments, keywords, and operators; packages, classes, and interfaces; and arrays, exceptions, and threads. The accompanying CD-ROM contains Java source code and applets discussed in the book, an anagram program, images, and the Java Developer's Kit.

## Amazing and Fascinating Devices! Catalog No. 29A

Information Unlimited  
P. O. Box 716  
Amherst, NH 03031-0716  
Tel: 1-800-221-1705  
Fax: 603-672-5406  
Web site: <http://www.amazing1.com/>

Free




CIRCLE 343 ON FREE INFORMATION CARD

Dedicated to the experimenter and technology enthusiast, this 24-page catalog is filled with plans and kits for exciting projects. Categories include lasers, Tesla coils, microphones, high-voltage, night vision, security, pest control, FM/wireless, solar, ultrasonic, and electromagnetic devices. New products include a body-heat-sensing telescope, a plasma disc, a bug blitzer, and a plasma pen. If you'd like more information about one of the items in the catalog, you can order the plans first, and the cost of the plans will be credited toward the purchase of the complete kit or item.

## 1996 Supplement Catalog

L-com  
1755 Osgood Street  
North Andover, MA 01845  
Tel: 1-800-343-1455  
Fax: 508-689-9484

Free



CIRCLE 345 ON FREE INFORMATION CARD

The 64-page supplement to L-com's main catalog contains thousands of the company's newest and most popular components that are used to interface with computer and instrumentation-related needs. Some unusual product categories are featured, including SCSI-1, -2, and -3 cables, terminators, and adaptors. The supplement also features a wide variety of cables, including VGA, coaxial, data, modular, DIN, IEEE-488, and V.35, along with a broad selection of adaptors, adaptor kits, and rack panels.



## Visual Basic 4 Nuts & Bolts for Experienced Programmers

by Gary Cornell and Troy Strain

Osborne/McGraw-Hill


2600 Tenth Street

Berkeley, CA 94710

Tel: 1-800-822-8158

Fax: 614-759-3644

\$24.95



CIRCLE 344 ON FREE INFORMATION CARD

If you already know the basics of programming and would like to add Visual Basic 4 to your tool chest, this book skips the remedial information and guides you swiftly along the road to mas-

tering the latest version of Microsoft's best-selling rapid-application development tool. The book teaches the concepts and structures of Visual Basic 4 in a simple, straightforward format that allows you to learn what you need to know and then quickly move on to the next topic. It covers all of the essentials, including the fundamentals of Visual Basic's language, designing a form, handling errors, debugging, objects, advanced program features, and OLE.

## The No B.S. Guide to Windows 95

by Scott Spanbauer

No Starch Books

401 China Basin Street at Pier 50

Suite 108


San Francisco, CA 94107-2192

Tel: 1-800-420-7240

Fax: 415-284-9944

E-mail: info@nostarch.com

\$19



CIRCLE 346 ON FREE INFORMATION CARD

This book does not tell you absolutely everything about Windows 95. Instead, it provides all the information you really need to quickly become an expert Windows 95 user. The book

omits useless, time-wasting information in favor of the good stuff you need to fine-tune your system to suit your needs.

Anyone who uses Windows 95 can take advantage of the book's breezy,

humorous question-and-answer format. The book offers clear, no-nonsense solutions to such dilemmas as how to upgrade and install Windows 95, how to undo an installation gone wrong, what to do with older hardware that doesn't work with Plug-and-Play, and what the bundled applications do and how to use them. The book provides the tips you need to make Windows 95 work smarter and faster, and tweak it to perfection—without wreaking havoc with your system.

## Standby Uninterruptible Power Supplies

Superior Electric

383 Middle Street

Bristol, CT 06010

Phone: 860-585-4500

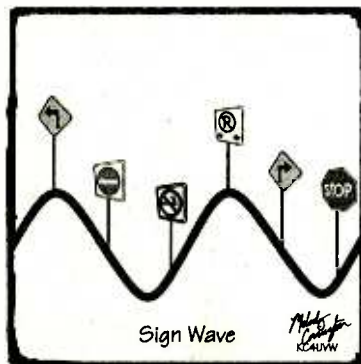
Fax: 860-582-3784

Free

CIRCLE 347 ON FREE INFORMATION CARD

This 13-page catalog from Superior Electric describes the company's SP Series Stabiline standby uninterruptible power supplies (UPS). The supplies are compact, and efficient alternative power sources for personal computers, workstations, point-of-sale (POS) systems, and other electronic equipment by instantly switching to battery backup when a power outage occurs.

The standby supplies include audible and visual alarms, and advanced management circuitry to prolong battery life. The offer fast recharge time and provide advanced notification of impending battery faults. A wiring fault indicator lights when the UPS is connected to an improper outlet. Optional computer interface software for Novell, UNIX, and other computers is available for some models. Product photographs, technical tutorial and selection guides are included. **EN**



## FAST PULSER

(Continued from page 45)

ohm input impedance, or if you have applied the signal through a 50-ohm feedthrough termination, set the scope to 50-mV/division. You should see 6 divisions of amplitude as shown in Fig. 8 (Fig. 8 and 9 are scope photos from a 500 MHz Tektronix 7904 oscilloscope with a 7A19 vertical amplifier). Using only the flat parts of the waveform, ignore any leading or falling edge aberrations when measuring amplitude.

To test sweep accuracy, set the horizontal sweep speed of the scope to 1  $\mu$ s/division. You should see 8 divisions as shown in the photo of Fig. 8. The best possible accuracy is obtained by centering the signal on the screen and measuring from the center point of the waveform.

To measure the approximate bandwidth, set the sweep speed to the fastest rate and adjust the triggering so the complete rising edge of the waveform is visible as shown in Fig. 9. If that is not possible, it is likely that the scope under test does not have a vertical-amplifier delay line, which should be considered a serious deficiency. Ignore the amplitude of any ringing or overshoot, and measure the rise time by noting the time to go from 10% to 90% of the waveform amplitude. Some scopes have that pre-calibrated on the screen using either 5 or 6 divisions for 100%. If your scope has a 6 division scale for 100%, just use the variable vertical scaling commonly available to adjust the waveform to 5 divisions. Otherwise, just measure from 0.6 divisions to 5.4 divisions. That gives the rise time of the scope and the pulser combined. If the observed rise time is small (<1.5 ns), then use Fig. 4 or the formula to correct for actual rise time (use a nominal 0.5 ns for the pulse output rise time). Remember that the bandwidth is found from:

$$BW = 0.35/t_r$$

The total ringing or overshoot should be less than approximately 15% of the signal's final value. Ringing beyond that value might indicate problems with the vertical amplifier such as a peaked response, miscalibration, or faulty components.  $\Omega$  79

## EQUIPMENT REPORTS

*continued from page 24*

detail are the DMM's 38 range/functions, auto power-off (in 20 minutes), transistor-gain and capacitance ranges, continuity buzzer, diode check, logic-probe function, current measurements to 20 amperes AC and DC, and frequency-counter function to 20 MHz.

The RadioShack LCD Digital Multimeter, Model 22-168A, comes with a rugged high-impact case, vinyl storage case, two test leads, manual, and software-loaded diskette, and sells for \$129.99. For more information, see your local store, or contact RadioShack (Fort Worth, TX 76102) directly. **EN**

## NEW PRODUCTS

*continued from page 28*

plied free of charge to keep the programmer up to date.

The LV40Portable costs \$1295.

**ICE TECHNOLOGY INC.**

*P. O. Box 1438*

*Henderson, NC 27536*

*Tel: 1-800-624-8949*

*Fax: 919-693-0681*

*E-mail: icetechusa@icetech.com*


*Web site: http://www.icetech.com*

## Windows-Compatible Thermometer

THE QTEK SOFT THERMOMETER connects to a serial port on any PC running Microsoft Windows and displays digital temperature readings in a small window. Unlike traditional scale thermometers—which are often awkward to read, can break and spill toxic fluid, and must be read at the location where installed—the Soft Thermometer is virtually unbreakable and can be read from any location. It can also be used to record temperature readings in a file while the PC is unattended.

The thermometer is easy to install and use. All of the serial-device setup parameters have been eliminated, and because the device is powered from the serial port, no external power source is needed. The included software provides a convenient way to display temperature readings in Fahrenheit or Celsius, set

alarm points, and record temperature readings in a file for use with other software packages. Should the temperature go beyond the user's preset limits, a pop-up window warns of the problem.



CIRCLE 25 ON FREE INFORMATION CARD

The Soft Thermometer, including software and a serial cable, costs \$99.

**QTEK**

*106 Song Meadow Road*

*North York, Ontario M2H 2T7, Canada*

*Tel: 416-492-9211*

*Fax: 416-492-5242*

*E-mail: qtek@hookup.net*

## 100-MHz Current Probe

THE TEKTRONIX MODEL A6312 current probe, when used with the Tektronix AM503 series amplifiers or AM503S current-measurement system, provides DC to 100-MHz bandwidth and low-intrusive access to signals of interest for engineers and technicians who design and evaluate high-speed digital and electronic power switching circuits. It is available separately to existing owners of AM503 series amplifiers, or as Option 5 to the AM503S system.



CIRCLE 26 ON FREE INFORMATION CARD

The A6312 offers a maximum continuous input current of 20-amps DC and peak AC current of 50 amps. Its

split-core construction allows for easy connection to the circuit under test with a minimum of insertion loading. The current probe is compatible with all BNC input oscilloscopes.

The A6312 current probe costs \$995, or \$145 when ordered as Option 5 to the AM503S current-measurement system.

**TEKTRONIX MEASUREMENT BUSINESS DIVISION**

*P. O. BOX 1530*

*Pittsfield, MA 01202*

*Tel: 1-800-426-2200 (press 3, code 544)*

*Web site: http://www.tek.com/measurement*

## Recording Pen

WHY USE YOUR PEN TO JOT down memos and reminders when you can just speak into it to record voice messages? Six inches long and 9/16-inch in diameter, the Pencorder 60 from Machina looks and writes just like a standard pen, but features a microchip that can record up to 60 seconds of personal memos.



CIRCLE 27 ON FREE INFORMATION CARD

Four thumb-operated buttons are used to activate all functions—record, play, repeat, and erase—with one hand. Major functions are programmed with audio cues, allowing the Pencorder to be used while driving without taking your eyes off the road. Lifetime memory stores the memos until they are erased, even if the batteries are completely discharged. Advanced features include the ability to skip forward and back, repeat and selectively erase memos, and recover accidentally erased memos. Batteries and a spare ink refill are included.

The Pencorder 60 has a suggested retail price of \$70.

**MACHINA, INC.**

*21 South Park*

*San Francisco, CA 94107*

*Tel: 1-800-223-4340*

*Fax: 415-243-4359*

## GOOD STUFF

(Continued from page 52)

Westinghouse, and it was widely used in Fisher receivers. Today, most tube sellers consider the 7591 extinct and price it accordingly at \$45-\$150.

Desirable capacitors include electrolytic capacitors of recent manufacture and Sprague *Vitamin Q* pigtail tubulars.

As you may know, the Mallory Company offers a line of twist-lock, high-voltage electrolytic "cans" for replacement purposes. Unfortunately, the cost of those capacitors has doubled over the past year, so there is renewed interest in equivalent electrolytic types made within the last five years. Desirable values include  $4 \times 20 \mu\text{F}$  at 450 volts and  $40/20/20/20 \mu\text{F}$  at 500 volts. Sprague *Vitamin Q* paper-oil capacitors were widely used in 1950s and 1960s military equipment. Some people claim those capacitors make their equipment sound better, and that hype has raised prices to the \$1 to \$22 range. Hot values include  $0.047 \mu\text{F}$ ,  $0.1 \mu\text{F}$ , and  $0.22 \mu\text{F}$  at 600 volts.

As far as output transformers are concerned, Peerless and Acrosound are the leaders. Typical part numbers sought out by overseas buyers include the Peerless S248Q and Acrosound TO-330. Both transformers were widely used in top-quality 20-watt amplifiers back in the 1950s. Prices for those units range from \$75 to \$150, depending upon appearance.

**Tips for sellers.** Think twice about selling your vintage equipment. If it is absolutely necessary to do so, why not look for a buyer who is genuinely interested in using it? By doing so, you will probably save yourself some grief and also benefit a person who appreciates vintage equipment.

Let's be frank: Don't think for one instant you can drag out that Truetone stereo amplifier you bought in 1961, sell it, and retire! Of the equipment built during the 1950s and 1960s, only a few items became classics like the ones listed. Therefore, the chances of finding a gold mine in your attic are slim. The keys to success in selling vintage equipment are:

- The equipment is in demand.
- You know current sale prices.

## ADDRESSES

**Antique Electronic Supply**  
6221 S. Maple Ave.  
Tempe, AZ 85283

**Audio Classics, Ltd.**  
PO Box 176  
Walton, NY 13856

- You have access to potential buyers.

The hottest equipment in demand was described previously. For more examples, check the classified advertisements of this magazine. An excellent "one-stop" audio equipment catalog is available from *Audio Classics*. Key reference books on the subject include the *HIFI Spotter's Guides* by Charles Kittleson. That book, and many others, are available from Antique Electronics Supply.

Determining the sale prices of your equipment is tricky. Be careful; most sellers lose out because they guess on prices. In general, the right price depends upon the condition of your equipment and what the local market is willing to pay for it. Some sellers refer to catalogs like the one listed for current prices, and then sell for a multiple of that price (e.g. three-quarters of catalog price). Other sellers "shop" local exporters and flea-market sellers in order to determine the local asking price. Regardless of the method you use, a little time spent on pricing pays off later!

Reaching potential buyers is merely a matter of making your presence known. There are so many people out there chasing a dwindling supply of vintage equipment that they will come to you. You can advertise in a local paper, respond to an exporter's advertisements, or sell at flea markets. But beware! It is not uncommon for a buyer to drive 100 miles in response to your ad, browbeat you into giving a discount, and then try to pay with a check! With flea-market sales, some buyers expect big discounts.

You can eliminate those hassles by arranging a private sale with friends or by specifying disposition of the equipment in your will. These tactics work; I bought most of my audio equipment from people I originally met at flea markets and through a prominent uncle. Why not do the same?  $\Omega$

## JAMMIX

(Continued from page 49)

balance can be set to place you essentially anywhere on the stage.

Positioning your guitar opposite the lead instrument often gives rise to stimulating exchanges with the recorded artist. The ability to position the instrument also allows you to master your own recordings. To do this requires two stereo tape recorders. A typical "home-studio mastering" might be done as the following scenario suggests:

Connect a tape recorder to the stereo out jack of JamMix. Set the BALANCE control of JamMix to mid-range and record a rhythm track with, say, a guitar. Rewind and remove the tape from the tape recorder (do not disconnect the machine) and install it in a tape player connected to the JamMix stereo IN Jack. Position the BALANCE control to the right side and perhaps turn up the GAIN for some distortion. Install a second tape in the tape recorder. Start the tape player with the rhythm track, as well as the tape recorder, and add your lead guitar solos via the INSTRUMENT JACK. Rewind and swap the tapes, and move the balance control to the left. This readies you to mix in another instrument such as a bass guitar, keyboards, or perhaps vocals. Of course, it might be easier to simply mix yourself into a recording of Johnny B Goode, or perhaps your favorite blues number. Plug into JamMix and you become a member of the band!

Your guitar's audio signal can be adjusted to the same position and levels of the lead artist, which is useful for memorizing note-for-note passages. Of course, the JamMix can be jacked into your home stereo with excellent results, where the guitar is played through the stereo. This helps to ensure that your instrument is appropriately mixed with the band with which you are "jamming."  $\Omega$



**SINGERS! REMOVE VOCALS**  
Definitive, Low Cost, Instantly Available  
Background Music from Original Standard  
Recordings! Does Everything Karaoke  
does... Better and gives you the  
Thompson Vocal Eliminator™  
Plus: Producer's Demo Tape  
LT Sound Dept. RL-1  
7980 LT Parkway, Lithonia, GA 30058  
Internet: http://www.ltsound.com  
24 Hour Demo, Info Request Line (770)482-2485-Ext 72  
When You Want Something Better Than Karaoke!

# ATTENTION DEALERS

**BUY DIRECT FROM THE WHOLESALER**

**GET THE BEST PRICES AND SERVICE**

**ALL UNITS ARE IN STOCK FOR IMMEDIATE SHIPMENT**

## ADD-ONS

	QTY 5	QTY 10	QTY 20	QTY 50+
STEALTH-1000-P	\$55	\$48	\$45	CALL
TVT-3 GOLD	\$48	\$41	\$38	CALL
TNT-3	\$52	\$45	\$42	CALL
STEALTH 80-P	\$61	\$54	\$49	CALL
M-80	\$70	\$64	\$58	CALL
PIO+	\$75	\$68	\$58	CALL

## NEW CONVERTERS

CENTURY CT-3000	\$68	\$64	\$60	CALL
SA - 8511	\$75	\$70	\$65	CALL

## NOVAVISIONS

NV-5600	\$205	\$195	\$185	CALL
NV-5700	\$195	\$185	\$175	CALL
NV-5800	\$195	\$185	\$175	CALL
NV-5750	\$305	\$295	\$285	CALL

## BOSS COMBOS

BOSS 1	\$210	\$195	\$185	CALL
BOSS 2	\$210	\$195	\$185	CALL
BOSS 3	\$210	\$195	\$185	CALL

## ZENITHS

ST-1600	\$210	\$195	\$185	CALL
---------	-------	-------	-------	------

## REFURBISHED CONVERTERS

REGAL • SA • PANASONIC *CALL FOR THIS MONTH'S SPECIALS*

# 1-800-800-0766

# KIMTRONICS INC

30 day money back guarantee. All shipping and handling at customers expense. Anyone implying theft of cable service will be denied sale. NO FLORIDA SALES.

**WE WILL MEET OR BEAT ALL COMPETITOR'S PRICES IN THIS MAGAZINE**

# Electronic SHOPPER<sup>®</sup>



## CABLE TV NEW DESCRAMBLER PRODUCT

### *Fibre Optic And Baseband Technology*



**SONIC-1**    Replace ALL J\*\*\*\*\*, PIO, S/A

**SONIC-TOC**    Replace ALL Tocom

**SONIC-ZEN**    Replace Zen. Model ST 1600-2000

**Limited Time Only!    \$319.95**

Quantity Discounts Available For Distributors.

**Features**

- \* VOLUME CONTROL
- \* Channel 2 or 3
- \* Last Channel Recall
- \* Parental Lockout
- \* Favorite Channel Memory
- \* New fiber Optic Technology


**CALL    1-800-472-5632**

RJM Electronics  
No Florida Sales!


It is not our intent to defraud any pay TV operator. Customers are required to limit the use of product to comply with State and federal laws regarding Cable TV.

## MICRO SIZE CCD VIDEO CAMERAS


- Wireless Models Available
- Color Board Cameras "Y" / "C" SVHS signal.
- Models to 600 Line Res.
- 9V Battery Operation.
- Monitor in Darkness with IR Option.
- Can be plugged into any VCR or Monitor.
- Stealth/Covert Cameras.
- Low LUX/Low-Noise.
- Low Power Consumption.
- Standard NTSC Output.
- Options: Lenses/Wireless, Fiber Optics & More.



**MB-750U (1.25" sq.)**



**MB-750UX (1.5" sq.)**







**MB-750P (1.25" sq.)**

Visit Polaris Ind. Web Site at:  
<http://www.polarisusa.com>

**Polaris Industries**  
**1-800-752-3571**

New Literature Available for All Models    Same Day Shipping from Stock!

141 West Wieuca Road • Suite 300 • Atlanta GA • 30342-3251 • Tech Info: 404-252-3340 • FAX 404-252-8929

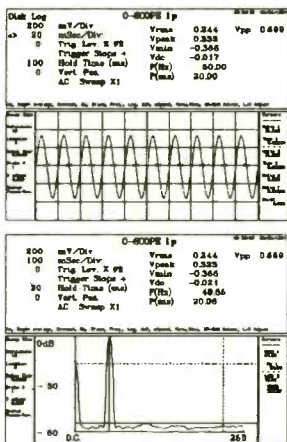
October 1996, Electronics Now

# DIGITAL STORAGE OSCILLOSCOPE

WITH  
SPECTRUM  
ANALYZER,  
DVM, FREQ.  
COUNTER,  
AND DATA  
LOGGER.

from  
**\$189.**

**O-SCOPE  
MODULES  
CONVERT PC'S  
INTO  
MULTIPURPOSE  
TEST AND  
MEASURING  
INSTRUMENTS.**



No room on the bench? Too much to carry? Why lug a scope around? Just toss an O-SCOPE into laptop case or tool kit. When you need a Digital Storage Scope, Spectrum Analyzer, Data Logger, or DVM, plug the O-SCOPE into a PC printer port and see it all on the monitor. Continuous, delayed, or triggered sweeps can be frozen on the screen, printed out, or saved to disk. Frequency spectrums DC to 500KHz.

Both single and dual channel models accept standard scope probes and works on 286 or faster desktop and laptops.

### FEATURES:

- SMALL & PORTABLE
- USES PRINTER PORT
- USES STD. PROBES
- DC TO 500 KHz (OScope II)
- 10v/div. TO 50 mv/div.
- X-Y DISPLAY (OScope II)

### OPTIONS:

- PROBE SETS
- EXTERNAL TRIGGER
- DUAL TRACE
- AUTOMOTIVE PROBES
- BATTERY PACK
- SOFT & HARD CASES

MADE IN U.S.A.

SAME DAY SHIPPING

INCLUDES CABLE, SOFTWARE & MANUALS

O-SCOPE Ip (DC-50KHz, single trace) ..... \$189.  
O-SCOPE II (DC-500KHz, dual trace) ..... \$349.  
SHIPPING: \$7.50 (2ND DAY \$11.50)

SEND CREDIT CARD INFO., M.O., or CHECK, OR CALL

**1-800-980-9806**

**Allison Technology Corporation**

8343 CARVEL, HOUSTON, TX. 77036 U.S.A.  
PHONE: 713-777-0401 FAX: 713-777-4746 BBS: 713-777-4753

<http://www.atcweb.com>

## Advanced Circuit Designs will...

Test all functions and write code to perform the same task.

### PALS GALS

Extract out the exact same fuse map, depending on the manufacturer and type.

### Microprocessors

Extract out the exact same code for PIC, 16C54, 16C55, 16C56, 16C57, and 16C84.

Extract out the exact same code for Motorola 68705 series (U3, U5, R3, R5, P3, P5), 80993, and 68HC705C8.

ACD also works with Intel, AMD, and other microcontrollers not listed.

### Schematics

Design/layout schematics, and generate printed circuit board gather files for projects.

Call about our secure integrated circuit readers!

ACD can also provide additional resources for populating your circuit boards.

Disclaimer: ACD works with copyrighted secured devices only when the copyright holder is the customer. ACD also works with secured devices that have not been copyrighted.

Call TODAY for a price quote!  
(703) 764-5361  
please leave a message




5765-F Burke Centre Parkway, Suite 317, Burke, Virginia 22015 (703) 764-5361

## AT LAST! DC-20 MHz SYNTHESIZED PERFORMANCE FOR ONLY \$795!

- DC-20 MHz, .1 Hz resolution, DC offset
- Linear/Log Sweep
- Internal/External AM
- Internal/External FM
- Internal/External PM
- Internal/External SSB
- Internal/External BPSK
- Dualtone Generation
- Internal/External FSK
- Burst
- DTMF Generation
- DTMF Detection
- Power Level Measmt

**\$795**

Quantity 1  
Made in U.S.A.



The SG-100 gives you .1 Hz synthesized precision and a wide diversity of modulation functions all of which can be performed using an internally generated or externally applied signal. You also get signal analysis functions that are just not offered on any other signal source such as DTMF: Detection and Power Level Measurement. And because you can download new instrument functions to Flash memory, you can ensure that your SG-100 will never become obsolete.

The SG-100 is available NOW and is ready to turn your engineering bench into a real powerhouse!

**Telux Inc.**

2455 Old Middlefield Way S, Mountain View, Ca. 94043 (415) 938-0240  
Fax: (415) 938-0241 <http://www.telux.com> email: [sales@telux.com](mailto:sales@telux.com)



C.O.D. P.O.

# MCM ELECTRONICS®

**FOR VALUED READERS ONLY!**  
Save up to 40% on select items!  
Take advantage of  
this tremendous offer.  
Call today, time is limited!

**20<sup>th</sup>  
Anniversary  
1996**

To take advantage of these offers,  
you must supply this special price code:

**CODE: ENS27**

## Value And Selection From One Source...

- Test Equipment from Tenma, Fluke, Hitachi, Leader, B+K
- Name Brand and Low Cost Generic Technician's Tools
- OEM and Generic TV/VCR repair parts
- Over 10,000 American and Original Japanese Semiconductors

**MCM offers a comprehensive line of tools and test equipment engineered for the repair of computers, TVs, VCRs and more. In addition, you will find a wide variety of OEM and low cost generic TV/VCR parts, passive components and semiconductors, over 25,000 items in all, stocked and ready to ship.**



**SAVE  
23%**

### Diagnostic Test CD

Contains over 40 tracks of all the necessary test tones to accurately evaluate, calibrate and measure audio system performance.

#80-815 Reg. \$5.00 Sale **\$3.99**

Prices effective September 3 through October 18, 1996


Hours: M-F 7 a.m.-9 p.m., Sat. 9 a.m.-6 p.m., EST.

To order the items listed,  
or for a FREE catalog, Call...  
**1-800-543-4330**



**MCM ELECTRONICS®**  
650 CONGRESS PARK DR.  
CENTERVILLE, OH 45459-4072  
A PREMIER Company

**SAVE  
17%**



### VCR Model Supercross™

Simply enter a VCR make and model to research, the SuperCross (TM) displays all makes that are mechanically the same. Great for parts sourcing! IBM compatible, 1MB required, 3 1/2" disk.

#81-2055 Reg. \$29.95 Sale **\$24.95**

**SAVE  
40%**



### VCR Service Tool Kit

Useful tool kit contains 15 of the most popular tools used to service VHS VCRs. Includes post adjustment screwdriver, VHS head puller, retaining ring remover, spring hook tool and many other items.

#22-1300 Reg. \$41.95 Sale **\$24.99**



**FREE  
Catalog**

**RCA/GE  
Premier  
Distributor**

**Authorized  
Panasonic  
Quasar/Technics  
Original Parts  
Distributor**

Serving you coast to coast from distribution centers near Reno, NV and Dayton, OH.

**CODE:ENS27**

CIRCLE 328 ON FREE INFORMATION CARD

The **Smallest,**  
Most **Secure,**  
Best **Range,**  
**3 Channel**  
Remote Receiver.



**Security Receiver for...Home Automation, Garage Doors, Home Security Add On, Auto Convenience Package (Door Locks, Trunk Pop, Windows-Up/Down, Car Start), N/O or N/C Contacts.**

**Security** - 70 billion hopping codes with anti-scan processing. Unbreachable security; never repeats the same code twice. Double EEPROM memory.

**Incredible Range** - No cross talk or blockage. Range up to 1000 feet.

**3 Channel** - Our universal receiver controls up to 3 items with only one receiver (optional relay needed). Push both buttons together for third channel output.

**Interfaces** with most home and auto security systems for easy remote integration.

Comes with (1) three channel receiver, (1) long range three channel remote, (1) universal 120 VAC transformer.

**ALL FOR ONLY \$99.95 + shipping & sales tax.**

**Street Smart Security**  
**619) 462-1167**

7147 University Avenue • La Mesa, CA 91941

Send, Fax or Call Order In - Use Credit Card or Check. Fax (619) 462-0652

Learn by Example!

The PRIMER 8085 Based Microprocessor Training and Control System shows you how to program by example. Program examples take you from writing simple programs to controlling motors. This trainer can be used stand alone via the keypad and display or connected to a PC with the optional upgrade (\$49.95). The Upgrade includes: an RS232 serial port, a serial cable, 32K of battery backed RAM and Assembler/Terminal software.

**EXPERIMENTS USING THE PRIMER INCLUDE:**

- Measuring Temperature
- Using a Photocell to Detect Light Levels
- Making a Waveform Generator
- Constructing a Capacitance Meter
- Motor Speed Control Using Back EMF
- Interfacing and Controlling Stepper Motors
- Scanning Keypads and Writing to LCD/LED Displays
- Using the Primer as an EPROM Programmer

The PRIMER is only \$119.95 in kit form. The PRIMER Assembled & Tested is \$169.95. Please add \$5.00 for shipping within the U.S. Picture shown with upgrade option and optional heavy-duty keypad (\$29.95) installed.

**ENAC, inc.**

P.O. BOX 2042, CARBONDALE, IL 62902  
618-529-4525 Fax 457-0110 BBS 529-5708

1985 - 1996

OVER  
**10**  
YEARS  
OF SERVICE

**VOICE CHANGERS!**  
**ELECTRONIC KITS AND MORE!**

PUT 15 YEARS OF EXPERIENCE TO WORK FOR YOU

Ever since we started in 1981, people have been telling us what they want, and we've delivered. We are pleased to offer a line of quality engineered kits, an iron clad guarantee, Fast, Fast delivery, great prices, and a highly competent Technical support staff that's just a phone call away if you need help. Prices subject to change without notice. Shipping and handling extra. In general our products are available in one or more of the following forms:

**COMBO-KIT**

Indicated by a **C** in the part number. Includes all electronic parts, a printed wiring board, and assembly instructions.

**E-Z KIT**

Indicated by an **E-Z** in the part number. These are mostly assembled and require some simple assembly before they can be used.

**ASSEMBLED**

These products are assembled, tested and ready to use.

**143.79 MHz CRYSTAL CONTROLLED TRANSMITTER KITS**



**XTR300 E-Z** \$79.95  
**XTL3000 E-Z** \$99.95  
**XTL1000 E-Z** \$69.95

**CRYSTAL TRANSMITTER KITS**

- Ultra-miniature surface mount construction.
- E-Z kit approach makes assembly a snap.
- Miniature battery and holder mounted directly to the circuit board.
- Transmits to any scanner type receiver

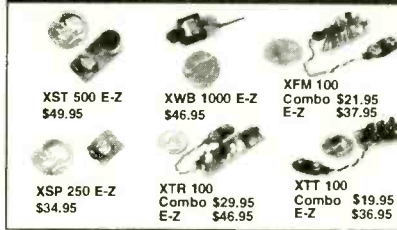
**XTR300 E-Z TRACKING TRANSMITTER KIT**  
Transmits continuous beep-beep tone. Ideal for locating lost or stolen items. Range up to 1/2 mile. Simply install the battery holder and the antenna wire and the unit is ready to use. Custom frequencies available. 3 Volt photo battery included.

**XTL3000 E-Z LONG RANGE TRANSMITTER KIT**  
Sensitive built-in microphone with amazing audio sensitivity. Picks up sounds at the level of a whisper. With a range of up to 1 mile, this is our longest range transmitter. Custom frequencies available. 3 Volt photo battery included.

**XTL1000 E-Z TRANSMITTER KIT**  
Sensitive built-in microphone with amazing audio sensitivity. Picks up sounds at the level of a whisper. Up to 1/2 mile range. Custom frequencies available. 3 Volt photo battery included.

**ELECTRONIC KITS!** BUY WITH CONFIDENCE FROM XANDI ELECTRONICS, INC. ASK ABOUT OUR COMPLETE CATALOG

**88-108 MHz FM TRANSMITTER KITS**



**XST 500 E-Z** \$49.95  
**XWB 1000 E-Z** \$46.95  
**XFM 100 Combo E-Z** \$21.95 \$37.95  
**XSP 250 E-Z** \$34.95  
**XTR 100 Combo E-Z** \$29.95 \$46.95  
**XTT 100 Combo E-Z** \$19.95 \$36.95

**XST 500** Voice transmitter. Range up to 1/2 mile. Supersensitive mic. Uses 9 volt battery. Uses surface mount components.  
**XWB 1000** Voice transmitter. Range up to 1/2 mile. Includes mic and battery on circuit board. Uses surface mount components.  
**XFM 100** Voice transmitter. Range up to 1 mile. 9 v battery and leaded components.  
**XSP 250** Super-miniature telephone transmitter. Range 1/4 mile. Powered by phone line. Uses surface mount components.  
**XTR 100** Tracking transmitter. Range up to 1/2 mile. Uses 9 volt battery. Transmits a BEEP-BEEP-BEEP tone.  
**XTT 100** Telephone transmitter. Range up to 1 mile. Uses 9 volt battery.

**ORDER BYPHONE:** COD, CHK, MO, VISA, MC, DISC  
**ORDER LINE:** 1-800-336-7389  
**FAX:** 1-602-731-4748  
**TECH SUPPORT:** 1-602-894-0992  
**BYMAIL:**  
**XANDI ELECTRONICS, INC.**  
1270 E. Broadway Rd. #113  
Tempe, AZ 85282

**PHONE VOICE CHANGER**  
16 levels of digital voice changing. Sound tougher, older or younger, female or male. Powered by 4 AA batteries. (Batteries not included).  
Works with regular or multi-line phones. Connects between handset and phone. Note: will not work with cordless or handset type telephones.  
T-2001 Assembled \$69.95

**88-108 MHz FM RECEIVER**  
**XMR2000** Assembled \$29.95  
• Works smallest FM radio.  
• As small as a hearing aid.  
• Weighs less than 1/4 oz.  
• Digital touch tuning.  
• Ideal for use with our 88-108MHz FM transmitters

**XANDI ADVANCED HOBBY KITS**

**XFS 108 Combo E-Z** \$39.95 \$64.95  
**XLC 900 Combo E-Z** \$49.95 \$76.95  
**88-108 MHz FM STEREO TRANSMITTER KIT**  
• Separate level control for both left and right channels.  
• Output level circuit with test points for quick and easy tuning.  
• Transmit from any stereo audio source to most any FM stereo receiver.

**800-950MHZ SCANNER CONVERTER KIT**  
• Uninterrupted coverage of the 800 to 950 MHz band!  
• Works with any 400-550MHz scanner.  
• Gain: 6 dB typical.  
• Noise figure: 3 dB typical.

**XVA 250 Combo E-Z** \$49.95 \$76.95  
**VOICE-STRESS ANALYZER KIT**  
• See at a glance if your being led to!  
• Subject need not be present. Works with voices from recordings, TV or radio.  
• Has built-in microphone.  
• Easy to use LED display output.

**PROJECT BOX**  
Ideal project box to give your kits that professional look! Available custom drilled for the following kits. XFS108, XPS1000, XLC900, and XVA250.

**BUG DETECTOR**  
**XBD500** Assembled \$149.95  
• Professional quality.  
• Not a kit, ready to use.  
• Covers 1 to 2,000MHz.  
• Uses new, Microwave Integrated Circuit amplifier.  
• Adjustable sensitivity.  
• Audio jack for privacy ear phone.  
Any intercepted signal causes an audio tone that increases from a low pitched growl to a high pitched squeal as the signal strength increases.



S  
K  
Y  
V  
I  
S  
I  
O  
N

1046 Frontier Drive Fergus Falls, MN 56537 Fax: 218-739-4879

**DIGITAL** is the Future

Introducing...  
30% - 50% Savings!

Compare to Cable and Other 18" dishes



*"The  
DISH™ is Small,  
The  
Programming  
BIG"*

Curious about those little dishes? Meet the newest arrival, the DISH™ Network System. This shining star, is small, attractive and the latest in technology, but what really sets it apart is the programming it delivers to your television screen. The DISH™ Network is full of the most popular programming at prices much lower than the competition. Call Skyvision now for more information.

Make digital your future...Today.

Beat The Rush!  
Call the Digital Hotline Now!  
**800-500-9264**



Call now for your FREE  
Skyvision 2000 Catalog of  
Home Entertainment Systems

The Best Television Comes on a DISH™

DISH Network is a service mark of EchoStar Comm. Corp.

*If you have one of these. . .*

**"Keep it Running Strong"  
With a Discount Buyer's Guide**

If you are the owner of a C/Ku-band Full View Satellite System, we know you'll want to keep it up and running strong. The Skyvision Discount Buyer's Guide will give you advice and products to get the job done right.

**You Will Find a Wide Selection of:**

- Complete Systems
- Advanced Upgrades
- Parts & Accessories
- Tune-Up Tools & Advice
- Technical Tips Galore
- Discount *Skypac*™ Programming

For Your Free Issue Call Now

**800-334-6455**

Need a repair item Fast??

**"We'll Get It Out Today"**



The most complete  
Big Dish Satellite  
Discount Buyer's Guide!  
Get your FREE copy now

CIRCLE 270 ON FREE INFORMATION CARD

October 1996, Electronics Now

87

# BLOWOUT! TIMELINE INC. BLOWOUT!

Over 10 years and 27,000 customers and still growing

## LIQUID CRYSTAL DISPLAYS

**240x64 dot LCDs with built-in controller.**  
AND 4021ST-EO. Unit is EL back-lit. \$79.<sup>00</sup> or 2 for \$149.<sup>00</sup>  
OPTREX. DMF5005 \$69.<sup>00</sup> or 2 for \$129.<sup>00</sup>

160 x 128 dot LCD with built-in controller (T6963C)  
20 character x 16 line \$79.<sup>00</sup> or 2 for \$149.<sup>00</sup>

Mfr.: Toshiba TLX-1013-EO. Unit is EL back-lit. Dim: 5 1/2" L x 4 1/4" H.  
The built-in controller allows you to do text and graphics.

## Alphanumeric—parallel interface

16x1.....3 for \$25.00	20x2.....\$12.00	40x1.....\$8.00
16x1 (lg. char.)...\$12.00	20x4.....\$25.00	40x2.....2 for \$25.00
16x2.....\$8.00	20x4 (lg. char.)...\$25.00	40x4.....\$25.00
16x2 (lg. char.)...\$12.00	24x2.....\$12.00	4x2.....\$5.00
16x4.....\$15.00	32x4.....\$10.00	

5V power required • Built-in C-MOS LCD driver & controller • Easy "microprocessor" interface • 98 ASCII character generator • Certain models are backlit, call for more info.

## Graphics and alphanumeric—serial interface

size	Mfr.	price	size	Mfr.	price
640x480 (backlit)	Epson	\$35.00	480x128	Hitachi	\$15.00
640x400 (backlit)	Panasonic	\$25.00	256x128	Epson	\$20.00
640x200	Toshiba	\$15.00	240x128 (backlit)	Optrex	\$20.00
480x128 (backlit)	ALPS	\$15.00	240x64	Epson	\$20.00
			160x128	Optrex	\$15.00

## LASER PRODUCTS

HeNe Laser Head (10mW max. output) TEM00. 15.5" long MFG: NEC \$99.<sup>00</sup>  
Laser Power Supply (for HeNe tube) \$89.<sup>00</sup>

LASER SCANNER ASSEMBLY \$29.<sup>00</sup>

Assembly intended for a laser printer. Includes laser diode, polygon motor (6 sided) and misc. optics and lenses.

LASER DIODE (5mW) with collimator \$20.<sup>00</sup>

VISIBLE LASER DIODE: 5mw at 670nm \$15.<sup>00</sup>  
Index guided. Threshold current 40 ma typical.

POLYGON MOTOR UNIT & DRIVER \$79.<sup>00</sup>

Ten-sided first surface mirror mounted on an armature that spins at 125 revolutions per second yielding a beam sweep rate of 1250 sweeps per second. The driver for the polygon unit requires 24 volts and plus and minus 12 volts to operate. There is also an f-theta lens in front of the polygon scanning mechanism with a three inch diameter. Great for optical experiments, etc. Very high quality units. (MFR: JAPAN ELECTRONICS)

## NETWORK

Proton ProNet-4 Model p1347 Token Ring Board \$49.<sup>00</sup>

16 bit • 4 Mbps • IEEE 802.2 and 802.5 compatible • twisted pair • interoperable with IBM Token Ring network

## POS & BAR CODE

MAGNETIC CARD READER \$25.<sup>00</sup>

Includes: • 20 character dot matrix display with full alpha-numeric capability • keypad with full alpha-numeric entry • separate 7.5 VDC/0.5 Amp power supply • standard telephone interface extension cord • lithium battery and flat-cone speaker.

HP bar code wand (HBCS 2300).....\$25.00

## POWER SUPPLYS

SWITCHING POWER SUPPLYS \$12.00 or 2 for \$20.00 115/230 Volts

73 WATT (2) 4 pin power connectors attached • Dim: 8.5" L x 4.5" W x 2" H

Output: +5V @ 2-9.75 A, +12V @ 0-1.5 A, -5V @ 0-0.4 A, -12V @ 0-0.5 A

68 WATT Dim: 5.5" L x 3.2" W x 1.7" H • Output: 5V @ 4 A, 12V @ 4 A

60 WATT Dim: 8 1/2 x 4 1/2 x 3 • Output: 5V @ 6A + 12V @ 1A - 5V @ 1A - 12V @ 1A

## CHARGE COUPLED DEVICES



**"The Spy In The Sky" \$29.<sup>00</sup>**

**MATRIX TYPE**

Sony CCD Imager - designed for black and white composite video cameras. Picture elements: 384 (H) x 491 (V)  
Chip size 10.7 (H) x 9.3 (V) mm<sup>2</sup> • Unit cell size 2.30 (H) x 13.4 (V) um<sup>2</sup>.  
Ceramic 24 pin DIP package • Mfr: Sony, Part# 016AL

4096 element CCD \$19.00

1024 element CCD \$15.00

2048 element CCD \$15.00 • 1728 element CCD \$15.00

**LINEAR TYPE**

23605 Telo Ave., Torrance, CA 90505

Order desk only: USA: (800) 872-8878 CA: (800) 223-9977

L.A. & Technical Info: (310) 784-5488 Fax: (310) 784-7590

**OEM INQUIRIES WELCOME**

## MONITORS

### Non-Enclosed TTL

Comes with pinout. 12V at 1.4 Amp input • Horizontal frequency 15KHz • Ability to do 40 and 80 column.

5 inch Amber \$29.00 • 7 inch Amber \$39.00  
9 inch Amber or Green \$29.95

5" COLOR MONITOR \$49.<sup>00</sup>

• Flat Faceplate • 320 x 200 Dot Resolution • CGA & Hercules Compatible  
• 12 VDC Operation • 15.75 KHz Horiz. Freq. • 60 Hz Vert. Sync Freq.  
• Open Frame Construction • Standard Interface Connector • Degaussing Coil included • Mfr. Samtron



## MISCELLANEOUS

ADAPTEC 4070A (RL) OR 4000A (MFM), SCSI Controller, your choice \$25.<sup>00</sup>

IBM 370 option XT and AT emulation boards \$35.<sup>00</sup>

## HACKER CORNER

POINT OF SALE BANK TERMINAL \$69.<sup>00</sup> or 2 for \$129.<sup>00</sup>

• LCD Display 20 Char. x 4 Line • Printer 16 Column Dot Matrix • Epson • 24 Key Domed Membrane Keypad • Intel 80C32 Processor • 2 PCMCIA Sockets (ICC Slots) • Dallas DS1287 Realtime Clock • 2 Solid State Buzzers (Piezo Electric) • 4 Crystals • Rockwell Modem Chip • Telephone Line Interface (4 Pin "RJ" Connector) • RS-232 Interface (8 Pin "RJ" Connector) • NI-CAD Battery Pack Inside

Note: We have not been able to bypass an access code in the software. Thus, while time of day and other introductory things are displayed on LCD, the full original capabilities of this unit cannot be guaranteed. Also, we do not have a source for the smart cards that were to go in the PCM CIA sockets. Requires 12 volt adapter for power. (Not included) Dimensions: 9-1/2 L x 6-1/4 W x 2-1/2 D • Original cost over \$450.00

## CAMERA BLOCK \$149.<sup>00</sup>

FOR ROBOTICS AND EVERYTHING ELSE

Unit is for Hi Band 8mm CamCorders, includes 8X zoom lenses, D/D converters, built-in CCD 2/3 in, 420 thousand picture elements, complementary mosaic filters. Excellent performance. High resolution, high sensitivity, low lag, low smear, good color reproduction, no distortion, 1/60-1/10000sec variable speed digital shutters, TTL auto focus, auto white balance, one-push auto white balance, auto/manual iris and gain up switch. Can be controlled by a 4bit micro computer. Remote controlling is possible for zoom and focusing. NOTE: These are PAL (European Standard) Units. SONY PART #EVI-101 (PAL)

CELL SITE TRANSCEIVER \$79.<sup>00</sup> 2 for \$149.<sup>00</sup>

These transceivers were designed for operation in an AMPS (Advanced Mobile Phone Service) cell site. The 20 MHz bandwidth of the transceiver allows it to operate on all 666 channels allocated. The transmit channel is 870.050-870.980 MHz with the receive channels 45 MHz below those frequencies. A digital synthesizer is utilized to generate the selected frequency. Each unit contains two independent receivers to demodulate voice and data with a Receive Signal Strength Indicator (RSSI) circuit to select the one with the best signal strength. The transmitter provides a 1.5 watt modulated signal to drive an external power amplifier. Channel selection is accomplished with a 10 bit binary input via a connector on the back panel. Other interface requirements for operation are 26 VDC (unregulated) and an 18.990 MHz reference frequency for the digital synthesizer. The units contain independent boards for receivers, exciter, synthesizer, tunable front end, and interface assembly (which includes power supplies and voltage-controlled oscillator). Service manual, schematics and circuit descriptions included.

Encased Black & White Composite CCD Camera with Adapter

IR viewing to 1000 nm 7 1/2 L x 2 1/2 W x 1 1/2 H

Comes complete with CCD camera, mounting nut on bottom of casing.

**\$89.00**

12VDC power supply. Excellent low light capability, standard RCA NTSC video out.

Great for: entryway security/remote monitoring, 2 for \$159.00

video conferencing/desktop video conferencing  
This miniature camera is perfect for multimedia computer applications as well as security and surveillance. NTSC output allows use with all popular video digitizing boards for Apple Macintosh and Microsoft video for Windows. Connects directly to any composite monitor or VCR with "video" input. Its razor-sharp wide-angle lens focuses from two inches to infinity and its state-of-the-art CCD technology accurately captures 16 level grayscale images for Quick Time movies and still pictures. Records at 30 frames per second and 260 lines resolution with excellent low light capability. Uses 12VDC (adapter supplied) and standard RCA cable.

Portable Micro Terminal \$99.<sup>00</sup> or 2 for \$149.<sup>00</sup>

Flip up LCD display (9-16 VDC) • Can communicate with any computer using RS 232 port • Can communicate with another Microterminal • Easy to use element packed • On-board microprocessor, data RAM (32K) and Video RAM (64K) • Many other functions and set up capabilities. • Original intention for POS applications • display size with 16 (256 x 128 pixels). Dimensions: 6 3/4" W, 11" L, 2 1/2" H. (With LCD up height is 7 1/2")



BAREBONES 286-12 COMPUTER \$49.00 (2 FOR \$79.00)

Slimline desktop case, 100 watt supply, math co-processor support. On board IDE, & floppy controllers. 2 COM ports and 1 parallel port with software setup. Supports up to 8 Megs using standard 30 PIN SIMMs. Internal room for (1) 3 1/2 inch IDE hard drive and (2) 3 1/2 inch Roppies. Four 16 BIT ISA slots, accepts full length AT size cards. Keyboard can be set to no test at boot. Case size is 15.5" W x 16" D x 4". (Motherboard can be purchased separately: \$29.00 or 2 for \$49.00)

.6" COMPOSITE MINIATURE COLOR DISPLAY \$149.<sup>00</sup>

Fully enclosed. Dim: 1.3" x 1.3" x 4". 12 Volts DC power. NTSC signal.  
250 H x 300 V resolution. Focus adjustable eyepiece. Applications include camcorder viewfinder, helmet mounted display, etc... Original cost over \$600.00

Minimum Order: \$20.00. Minimum shipping and handling charge \$5.00. We accept cashiers checks, MC or VISA. No personal checks or COD's. CA residents add 8.25% sales tax. We are not responsible for typographical errors. All merchandise subject to prior sale. Phone orders welcome. Foreign orders require special handling. Prices subject to change without notice. 20% restocking fee for returned orders.

**FREE CATALOG  
CALL TOLL FREE  
1-800-338-0531**

E-Mail: [xpress@parts-express.com](mailto:xpress@parts-express.com)



**Parts  
Express™**

**30 DAY MONEY  
BACK GUARANTEE!**

340 E. First St., Dayton, OH 45402-1257  
Phone: 513-222-0173 ♦ Fax: 513-222-4644

**Amplified Indoor  
FM Antenna**

17" tall, amplified FM antenna. Improves reception with weak FM signals. 18 dB of gain. Includes AC adaptor, gain control, and 75 ohm coaxial cable terminated with an "F" connector.

**HOT  
NEW  
ITEM!**



#EN-219-055 ..... **\$12<sup>90</sup>**

**Cable TV Stereo Decoder**


When used in conjunction with a cable TV converter or cable ready VCR, this handy device allows you to feed the cable TV stereo signal into your home sound system for superb audio reproduction of your favorite shows, movies, and sporting events.



#EN-189-110 ..... **\$19<sup>90</sup>**

**Digital Video Stabilizer**

The digital video stabilizer will eliminate the constant picture distortion caused by the copyright protection on movie videotapes. This unit is fully automatic and operates on one 9V battery which is included.




#EN-180-320 ..... **\$17<sup>95</sup>**

**Decoy Cameras**

These 1/3" CCD cameras offer a clever means of disguise. Both feature a 3.6mm wide angle lens, built-in electronic shutter, and a 12 VDC power supply. Minimum illumination: 0.3 lux. 400 line resolution. Smoke detector decoy camera includes an audio output.

**AFFORDABLE  
HIGH TECH  
SURVEILLANCE!**



Part #	Description	Price
EN-335-535	Smoke detector decoy	\$249.50
EN-335-540	Decoy clock camera	299.95

**"The Sound Bridge"  
FM Stereo Wireless Transmitter**

The Sound Bridge is a mini FM wireless transmitter that can be used to broadcast stereo sound from any audio source like portable CD players, TVs, electronic games, CD-ROM, even computer soundcards, to your home stereo receiver! Adjustable from 89 to 95.5 MHz.



**HOT  
NEW  
ITEM!**

#EN-249-220 ..... **\$14<sup>95</sup>**

**Portasol/Weller Butane  
Soldering Tool**

**NO CORDS,  
NO BATTERIES!**



This cordless, refillable, butane powered soldering tool is ideal for any on-site soldering job. Provides up to 35 watts with a temperature range up to 700 degrees F. Includes flint igniter in plastic case, safety cut off switch, and C-2 chisel tip.

#EN-372-150 ..... **\$25<sup>95</sup>**

**150 MHz Oscilloscope Probe  
Kit**

Deluxe probe kit features a modular design for longer life, switchable 10:1 probe with 150 MHz bandwidth, 2.8 ns rise time, and adjustable capacitance from 10-35 pF. 60" in length.



**GREAT  
VALUE!**

#EN-390-100 ..... **\$29<sup>95</sup>**

**Memorex CD Repair And  
Maintenance Kit**

Don't throw away expensive CDs because of annoying mistracking and skipping errors! The Memorex CD Repair kit contains enough solution and materials to clean and repair 12 compact discs.



#EN-249-032 ..... **\$1<sup>95</sup>**

**5" Sealed Back Midrange**

5" heavy duty sealed back midrange with deluxe mesh grill. 1" aluminum voice coil. Popular midrange for auto sound installations. ♦Power handling: 35 watts RMS/50 watts max ♦Voice coil diameter: 1 inch ♦Impedance: 8 ohms ♦Frequency response: 800-10,000 Hz.



#EN-280-030 ..... **\$7<sup>50</sup>**

**3 Channel Color Organ Kit**

This sound to light unit features three separate outputs, which can be controlled independently. Each output reacts to three different bands of the musical spectrum: bass, midrange, and treble. Has built-in microphone, so no connection is required to music source, but a line input is provided.



**SUPER  
QUALITY  
KIT!**

#EN-320-210 ..... **\$59<sup>95</sup>**

**1", Titanium Dome Tweeter**

Features a ferro fluid cooled Kapton voice coil and a rubber surround. Very natural sounding high frequency reproduction with extended response to 30KHz. ♦Power handling: 50 watts RMS/75 watts max ♦Voice coil diameter: 1" ♦Impedance: 8 ohms ♦Frequency response: 2500-30,000 Hz.



**RESPONSE  
TO 30KHz!**

Dayton Loudspeaker Co.®

#EN-275-050 ..... **\$16<sup>50</sup>**

**6-1/2" Woofer**

Polymer resin treated paper cone with poly foam surround. Long throw voice coil design helps to deliver powerful bass output. Perfect for bookshelf type speakers. Mfg. #C16L020-51F. ♦Power handling: 60 watts RMS/120 watts max. ♦Voice coil diameter: 1-1/4 inches ♦Impedance: 8 ohms ♦Frequency response: 57-7000 Hz.



PIONEER

#EN-290-023 ..... **\$19<sup>95</sup>**



♦30 day money back guarantee ♦\$20.00 minimum order ♦We accept Mastercard, Visa, Discover, and company C.O.D. orders ♦24 hour shipping ♦Shipping charge = UPS chart rate + \$1.90 (\$5.00 minimum charge) ♦Hours 8:00 am - 8:00 pm ET, Monday - Friday ♦9:00 am - 5:00 pm Saturday. Mail order customers, please call for shipping estimate on orders exceeding 5 lbs. ♦Foreign destination customers please send \$5.00 U.S. funds for catalog. ♦Quantity pricing available.

CIRCLE 262 ON FREE INFORMATION CARD

**1-800-338-0531**

# TUBES



## SINO-CHINA

	1	10	25+
300B	\$49.00	\$42.00	\$38.00
807	6.90	5.90	4.90
811	7.90	6.20	5.30
812	12.00	10.75	9.70
813	25.00	23.00	21.50
845	27.00	25.50	22.00
2A3	12.90	11.90	10.90
211	21.90	19.50	17.80
5AR4/GZ34	7.90	6.90	5.90
6L6GC "Coke"	6.40	5.90	5.40
12AT7	3.70	3.40	3.25
12AX7A	2.90	2.20	1.95
12AU7	3.90	3.50	2.90
KT88	14.90	13.50	11.90
KT100	21.00	19.50	17.75

## LIMITED SUPER SPECIAL!

**12AX7a CHINA** In individually marked boxes.  
**100 pcs \$1.78 ea**      **1000 pcs \$1.49 ea**

**STANDARD MATCHING** available on most octal power tubes. **75¢ extra per tube. Pairs, Quads, Sextets FREE** on 26 (same type) tubes or more.

**PLATINUM MATCHING** available with 24 hour test and burn-in, ensuring premium match. **\$2.00 extra per tube.**



Visa/MasterCard.

Check out the **Sovtek World Wide**

Web Site, <http://www.turnstyle.com/sovtek>

## SOVTEK

	1	10	25+	USED BY:
300B	\$69.00	\$59.00	\$49.00	
5881/6L6WGC	7.90	6.90	6.20	Fender, Marshall, Soldano, VTL
5881WXT	8.90	7.90	6.90	Full size base, Fender
5AR4/GZ34	6.90	5.90	4.90	Matchless, Holland
5U4G	4.90	4.50	3.90	Mesa Boogie Dual Rectifier
5Y3GT	3.90	3.50	2.90	
6B22	7.50	6.60	6.10	Audio Res., Melos, Convergent
6CA7	9.90	8.90	8.20	
6CG7	7.50	6.60	6.10	
6EU7	8.90	8.50	7.80	
6L6GB	4.90	4.20	3.75	
6L6GC	3.40	2.90	2.65	
6L6G+	18.90	17.50	16.40	
6SL7	4.90	4.20	3.75	
6SN7	4.90	4.20	3.70	
6V6GT	3.90	3.15	2.90	Crate, HIMU
7199	10.90	9.90	8.90	
12AX7WA/7025	3.40	2.90	2.50	Fender, Hartke, SLM, Orange
12AX7WB/7025	4.25	3.75	3.40	Bedrock, Carvin, Demeter
12AX7WXT	3.90	3.40	3.10	Conrad-Johnson
12AX7WXT+	4.90	3.95	3.50	Telefunken "diamond" sound
12AX7WXT+ SELECT	6.90	5.95	5.50	Selected for gain & symmetry
EL34G	7.50	6.80	6.30	Quicksilver, Marshall, Orange
EL34G+	7.95	7.25	6.75	Improved reliability
EL84/6BQ5	3.25	2.75	2.30	Peavey, Crate, Fender
EL84M/6BQ5WA	7.50	6.60	6.10	Matchless

## TESLA-CZECHOSLOVAKIA

	1	10	25+
KT88	\$33.90	\$30.90	\$29.50
KT88BL sky blue glass	43.00	37.00	34.60
E34L	9.25	8.65	8.10
E34BL sky blue glass	15.90	14.80	13.70
E34RL light rose red glass	12.50	11.70	10.90
EL34	9.00	8.40	7.80
ECC83/12AX7	5.90	5.60	5.25
EL84/6BQ5	5.70	4.95	4.40

## EI - YUGOSLAVIA

	1	10	25+
6CA7 "big bulb"	\$11.50	\$10.50	9.50
6CG7/6FQ7	6.50	5.80	5.20
12AT7/ECC81	4.90	3.90	3.60
12AU7/ECC82	4.60	3.80	3.20
12AX7/ECC83	4.50	3.60	2.90
12BH7	6.90	5.90	5.50
12DW7/7247	7.90	6.90	5.90
EL34	7.50	6.50	5.90
EL519/6K66	11.90	10.90	9.90
KT90	28.50	25.80	23.90
PL519/40K66	11.90	10.90	9.90

## SVETLANA

	1	10	25+
EL34	\$9.70	\$9.30	\$8.60
SV6550C	16.90	15.90	14.90

## SOLID STATE RECTIFIER


BUILT INTO TUBE SOCKET.	1	10+
Direct Plug-in replacement for all 5Y3, 5U4 and 5AR4 types	\$5.90	\$5.50

# ALL ELECTRONICS

C O R P O R A T I O N

## SET OF 12, SPDT NUMBERED LIGHTED SWITCHES

Twelve push-on/push-off switches (only 6 pictured). Each switch has a 0.6" square yellow lens with a 0.25" high black numeral 1 through 12. They are lighted by a 28 volt, #85 wedge base incandescent lamp which can be easily replaced if a different voltage is desired.



CAT #PBL-12 **\$15<sup>00</sup>** per set of 12

## SPECIAL! REDUCED PRICE 12 POSITION BARRIER STRIP



20 amp, single row, pc mount barrier strip with screw-clamp terminals. Just slip wire under clamp and tighten it down. 12 terminals on 0.375" centers. Black thermoplastic strip is 4.56" X 0.61". Barriers between screws are 0.63" high. Large quantities available.

CAT #TER-124 **65¢** each  
100 for \$50.00  
1000 for \$300.00

## "HI-8" VIDEO CASSETTE (USED)

SONY Hi-8 Top quality, metal particle 120 minute video cassettes. Used for a short time, then bulk-erased. Each cassette has its own plastic storage box. Satisfaction Guaranteed.

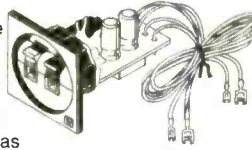


**\$3<sup>00</sup>** each  
CAT # VCU-8

10 for \$28.00 • 100 for \$250.00

## 2 WAY CROSSOVER

JBL # 70561 No specs available on this two way crossover made for JBL speakers. 2.38" square black plastic backplate has color-coded spring lever terminals and fits a 1.95" diameter hole. Crossover is attached to backplate and extends 3.17" behind mounting plate. Color coded wire leads.



CAT # LX-70561 **\$3<sup>50</sup>** each

## PHOTOVOLTAIC DETECTOR

Advanced Optoelectronics # 61-1096 0.08" diameter X 0.5" long hermetically sealed glass tube with miniature silicon photocell inside. Generates 0.4 Vdc in moderate light.

**75¢** each CAT #PVD-3  
10 for \$6.50




## ULTRA-BRIGHT LED

Rohm # SLA-580MT-E49 T-1 3/4 GREEN, water clear in off state. 500+ mcd @ 2.1 v, 16ma. CAT# LED-33 **2 for \$1<sup>00</sup>**

100 for \$40.00 • 1000 for \$300.00

## SPECIAL PRICING! 12 VDC MINI-FAN

Sunon # KD1206PTS1 12Vdc, 2.2 W fan. 60mm X 60mm X 25mm. Black plastic housing. Five blade impeller. 18" pigtail leads. While Supply Lasts!



**\$4<sup>00</sup>** each CAT# CF-35  
10 for \$35.00

## THERMOELECTRIC COOLER PELTIER JUNCTIONS



NEW LOWER PRICING

These incredible miniature solid state heat pumps raise or lower temperature in a small area almost instantly. Utilizing the Peltier effect these modules perform the same cooling or heating functions as freon based refrigerators but they do it with no moving parts, and are very reliable. Current applied to the device will produce heat on one side and cold on the other side, up to 68° C difference between the two sides. Modules can be mounted in parallel to increase the heat transfer effect or can be stacked to achieve high differential temperatures. 127 thermocouples per device. Operates on 3-12 Vdc. Requires a heatsink to prevent overheating.

1.18" (30 mm) square X 0.15" (3.8 mm) thick. CAT# PJT-1  
**\$17<sup>00</sup>** each 5 for \$75.00

1.57" (40 mm) square X 0.15" (3.8 mm) thick. CAT# PJT-2  
**\$26<sup>00</sup>** each 5 for \$110.00

Quantity Pricing Available!

## SPECIAL SALE! METAL OXIDE VARISTOR

Harris / GE # V130LA20B or equivalent 130 Vac nom. 70 Joules. Peak pulse current: 6,500 amps.

**\$1<sup>00</sup>** each CAT# MOV-130-20  
100 for \$75.00

ORDER TOLL FREE

**1-800-826-5432**

MAIL ORDERS TO:  
ALL ELECTRONICS CORP.  
P.O. BOX 567  
VAN NUYS, CA 91408-0567

FAX (818) 781-2653 • INFO (818) 904-0524  
INTERNET <http://www.allcorp.com/>  
E-MAIL [allcorp@allcorp.com](mailto:allcorp@allcorp.com)

NO MINIMUM ORDER • All Orders Can Be Charged to Visa, Mastercard, American Express or Discover • Checks and Money Orders Accepted by Mail • Orders Delivered in the State of California must include California State Sales Tax • NO C.O.D. • Shipping and Handling \$5.00 for the 48 Continental United States - ALL OTHERS including Alaska, Hawaii, P.R. and Canada Must Pay Full Shipping • Quantities Limited • Prices Subject to change without notice.

MANUFACTURERS - We Purchase EXCESS INVENTORIES... Call, Write, E-MAIL or Fax YOUR LIST.

CIRCLE 214 ON FREE INFORMATION CARD

[www.americanradiohistory.com](http://www.americanradiohistory.com)

**Mark V Electronics, Inc.**  
 8019 E Slauson Ave  
 Montebello CA 90640  
 Free Catalog 213/ 888-8988  
 Fax 213/ 888-6868

**Do-It-Yourself**  
**Audio Amplifier & Electronic Kits**  
*more than 60 items available!*

ORDER 1-800-521-MARK / 1-800-423-FIVE

- Low distortion, stability & superb transient response.
- 2 pairs MOSFET transistors.
- Highly sensitive & fool-proof.
- Loudspeaker protection circuit.

Kit: \$ 89.80  
 Asmb.: \$ 114.80



**120-250W MOSFET Power Mono Amp. # AF-2**

- Field effect transistors.
- Symmetry circuit. Kit: \$ 64.00
- Wide frequency response & low distortion.
- Power supply regulation.
- Time delay relay.



**Class A FET Dynamic Buffer Stereo Pre-Amp**

It is short circuit proof & has overload protection. Output voltage is variable over a range of 0-50V. Current limit trip is adjustable up to max of 3A.

Kit: \$ 18.75  
 Asmb.: \$ 27.65



**Regulated DC Power Supply # TR-503**

**School Project Kits Source...**

SM-36 Dynamic Noise Reduction	\$ 26.00
SM-720 AC/DC Stereo Pre & Main Amp	77.00
TA-006 6W Mini-Amplifier	9.50
TA-120 36W Class A Power Amp	32.50
TA-201 Microphone Mixer Mono Amp	20.79
TY-45 20 Bar/Dot Level Display	38.25
<b>Clearance Sale...</b>	
TA-28 Digital Voice Memo kit	\$ 9.90
TY-35 FM Wireless Microphone kit	6.99

- Input program source switching.
- Phono pre-amp stage with RIAA equalization. Kit: \$ 64.00
- 3 tone controls. Asmb.: \$ 80.00
- Built-in speaker protection circuit & power supply rectifier.



**120Wx2 Pre & Main Stereo Amp. #TA-800MK2**

- Accurate & easy to operate. Kit: \$79.00
- Frequency 10Hz-150MHz. Asmb.: \$ 99.00
- Hold function available.
- A/D LSI circuitry.
- Input impedance 1M ohm.
- For adjustment, test & repair...



**150MHz 8 Digit Frequency Counter # SM-100**

Super fast acting relay protects speaker against destructive DC voltage. Can connect directly to a power amp. or can use a separate power supply. Has a 3 sec turn-on delay to avoid turn-on thumps.

Kit: \$ 16.75  
 Asmb.: \$ 22.75



**Stereo Loudspeaker Protector # TY-25**

This unit provides 3 input jacks pairs. One pair accept a high impedance microphone. The two remaining pairs are for high & low level input sources. The unit is ready to plug into the AC power when assembled. Case & transformer are included.

Kit: \$ 85.00  
 Asmb.: \$ 104.00



**60W+ 60W Stereo Power Amp # SM-302**

Minimum order: \$ 20.00. We accept Visa, MasterCard & Money Orders. Checks allow 2 weeks for clearance. We ship by UPS ground inside US (min \$5.00) and ship by US mail outside US. Please call for orders shipping & handling or fax (foreign) orders. Purchase Orders are welcome from schools. Shipping within 24 hours. Foreign orders from Mexico, South America or European countries are welcome. In business since 1985.

**METAL CABINETS**  
 Aluminium Front Panel

- LG-1273 3x12x6 1/4" \$ 26.50
- LG-1684 4x16x8" 32.50
- LG-1924 4x19x11 1/2" 38.25
- LG-1925 5x19x11 1/2" 42.00
- LG-1983 2 1/2x19x8" 35.25
- LG-1923 3x19x11 1/2" 36.50
- LG-1927 7x19x11 1/2" 50.50

Best Buy



- LL-1923B 2 1/4x19x12" \$ 69.50
- LL-1925A 5x19x12" 79.50

\*LL-Full Aluminium Front .157" & other .078"  
 \*LG-Gold plated cap screw for front panel

New

**Alarm Box with Lock**

- LB-1085 8 1/2x10 1/4x5" \$ 18.75
- LB-1395 9 1/4x13 1/4x5" 25.50
- LB-1525 12 1/4x15 1/4x5" 35.25
- \*LB-1494 9 1/4x14 1/4x4 1/4" 21.50
- LB-1383A 8 1/2x13 1/4x4" 23.25

\*No lock & LB-Sheet Metal 0.8mm



**Camera Housing**

- \*LD-1244 2 1/4x10 1/4x4" \$55.00
- \*\*LD-1516 3 1/4x13 1/4x4" 29.50
- \*\*LD-1565 4x13 1/4x5 1/4" 31.75

Camera Housing

**TRANSFORMERS**  
 Toroidal Transformers

*LD-Stainless Steel 0.7mm	#001 28/30Vx2 6A	\$ 30.00
**LD-Sheet Metal 1mm	#002 36Vx2 3A	25.00
	#003 40Vx2 6A	32.00
	#004 24Vx2 6A	25.00
	#005 26Vx2 3A	19.00
	#006 18Vx2 5A	19.00
	#007 53Vx2 8A	47.00
	#008*28/30Vx2 6A	40.00
	#009*48/53Vx2 8A	66.00
	#012*33/42Vx2 6A	48.00

**Modular Desktop Consoles**

- LE-453 4x4 1/4x3" \$ 7.50
- LE-653 6x4 1/4x3" 9.75
- LE-853 8x4 1/4x3" 11.75

LE-Black finished aluminium 1mm



\*Toroidal Transformer



Transformer

**WORLD'S SMALLEST**  
**UHF X-tal Locked Video Transmitters \$99.00**

**So small the transmitter, camera and battery will fit into a cigarette pack!!!**

Used by hundreds in covert CCTV, R/C models, movie Special Effects, and Law Enforcement. "I've utilized your transmitters in covert video installations for about one year... previously, I used costly wireless units from Pelco, MVP, and Supercircuits. Nothing approaches the VidLinks in terms of power, picture quality, size, and value. Thank you." R. Leslie, CCTV Installer, NY.

"Incredible color, resolution... easy to use, convenient. Very cool." P. Davis, Props, CA.  
 "... like having a TV station in your pocket." J. Ramsay, Electronic Hobbyist, FL.

**LIVE REMOTE VIDEO FROM: \$99.00** **ACTUAL SIZE!!!**

- VidLink 100: 100mW Power- upto 1/4 Mile \$199.00 New! High-Power!
- VidLink 15: 15mW Power- upto 150 Feet \$99.00 New! Low Price- Same Size!
- Covert Camera: 1 1/4" sq. Pinhole Lens \$169.00 Pro Grade Japanese Quality!
- \*\*\* Audio Module Now Available. Call.
- Check/MO, COD +\$5.00, S&H \$5.50



**AEGIS RESEARCH**

#671-1225 E. Sunset Dr.  
 Bellingham, WA  
 98226-3529 USA

**1-604-224-0416**

Visit our virtual catalog on the INTERNET at:  
<http://www.lynx.bc.ca/virtualspy>

**ELECTRONIX EXPRESS**

For MORE Low-Priced Items Send For **FREE 168-Page Catalog**

**WELLER SOLDERING STATION - MODEL WLC 100**

- Variable power control (5 to 40 watts)
- Replaceable heating element
- Quality light-weight pencil iron

\$3795



**DUAL-TRACE OSCILLOSCOPE**

Goldstar 9020  
 20MHZ \$33900



**DIGITAL MULTIMETER**

WITH CAP/FREQUENCY/  
 TRANSISTOR TESTER  
 Part No. E01DM645 \$3495



**PRECISION FUNCTION GEN.**

5 MHZ W/ DIG. DISPLAY  
 MODEL 4011  
 \$2300



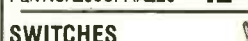
**ALLIGATOR LEADS**

SET OF 10  
 Part No. E05ALS1 \$210



**SCOPE PROBE - 60 MHZ**

SWITCHABLE X1, X10  
 Part No. E05SPAK220 \$1295



**SWITCHES**

- 8 POS DIP ..... 60¢ ea.
- Toggle Mini SPDT .... 50¢ ea.



**COMPONENTS**

- LM555 10 Min. .... 22¢ ea.
- LM741 10 Min. .... 27¢ ea.
- 74LS00 10 Min. .... 18¢ ea.
- 7805 Regulator 10 Min. .... 30¢ ea.
- 2N3904 10 Min. .... 6¢ ea.
- PN2222 10 Min. .... 6¢ ea.
- Red LED T 1 1/4 10 Min. .... 6¢ ea.
- Green LED T 1 1/4 10 Min. .... 7¢ ea.

TERMS: Min. \$20 + shipping. School Purchase Orders, VISA/MC, Money Order, Prepaid. NO PERSONAL CHECKS, NO COD. NJ Residents: Add 6% Sales Tax.

**365 Blair Road • Avenel, NJ 07001-2293**  
<http://www.elexp.com> (Email: [electron@elexp.com](mailto:electron@elexp.com))

**800-972-2225**

In NJ: 908-381-8020  
 Fax: 908-381-1572

# The Hacker's Companion CD-ROM

Want a war-dialer program or something to crack a password? Do you want to learn how the phone company gets ripped off, or learn how to build a red box, or modify a cellular phone? Want to see what the security holes in a VAX are? Or how to compromise a Unix machine or a BBS? Want to learn how to use the system in ways you never imagined possible? This CD is the place to look! It contains all kinds of computer, telephone and general hacking information. Even a video of dutch hackers breaking into a classified US military computer! In all, 552 megabytes of fascinating information that's hard to get anywhere else!

Inc. #9901 **PC-Compatible CD-ROM \$49.95**

Shipping \$3

**Call (800)719-4957 now!**

to order (Visa/MC/COD) or call or write for FREE CATALOG of hard-to-get information about computer viruses, computer hacking, security and cryptography!!

**American Eagle Publications, Inc.**  
P. O. Box 1507  
Show Low, AZ 85901

CIRCLE 282 ON FREE INFORMATION CARD

# RF POWER TRANSISTORS AND TUBES


In depth stocking of popular and hard-to-find Electronics Parts for Transmitters & Linear Amplifiers

## Popular Transistors

2SC1969  
2SC2166 • 2SC2290  
2SC2312C • 2SC2879  
MRF454 • MRF455  
MRF455A • MRF477  
MRF492 • MRF497  
SRF3749 • SRF7000-90

## Popular Tubes

6KD6 • 6JS6C • 6LQ6  
M2057 • 6146B • 6146W  
3-500Z • 3-500ZG  
811A • 572B • SV6550C  
7558 • 8417 • 8873  
8874 • 8875 • 8877 • 8975



Order your FREE copy of our new Catalog by writing or calling us now.

(619) 744-0700 • (800) 737-2787

Fax: (619) 744-1943



# RF PARTS

435 SOUTH PACIFIC STREET  
SAN MARCOS, CA 92069

# TECHMART

DIGITAL MULTIMETERS			
FLUKE			
MODEL	FEATURES	SALE	
10	V, R, 4000 ct.	\$59	
11	V, R, uF, 4000 ct.	66	
12	V, R, uF, Min/Max, 4000 ct.	81	
70	V, R, 3200 ct.	75	
73	V, R, A, 3200 ct.	93	
75, 21	V, R, mA, 3200 ct.	128	
77, 23	V, R, mA, 3200 ct., Holster	153	
79, 29	V, R, mA, LoR, Hz, uF, 4000 ct. Holster	175	
76	RMS V, mA, R, LoR, uF, Hz, 4000 ct., Holster	169	
83	V (3% DC), R, uF, mA, Hz, Min/Max., rel., 4000 ct., Holster	225	
85	V (1% DC), R, uF, mA, Hz, Min/Max., rel., 4000 ct., Holster	260	
87	RMS V, R, uF, mA, Hz, Min/Max., rel., 4000 ct., Holster	285	
88	Automotive Meter	379	
8080A	RMS V (0.4% DC), R, LoR, mA dB, dBm, rel., Hz, S, 19.999 ct.	413	
8062A	RMS, V (0.5% DC), R, LoR, mA, rel., 19.999 ct.	350	

PROTEK			
MODEL	FEATURES	SALE	
506	RMS V (3% DC), R, uF, mA, Hz, L dBm, RS232 with cable, Windows™, DOS software.	\$171	
D910F	V, mA, R, Hz, uF (to 1pf), NFE	94	
D930A	"Shirt Pucker" DMM, V, mA, R	37	

GOLDSTAR			
MODEL	FEATURES	SALE	
DM312	V, mA, R, uF, Hz, nFE, 1999 ct.	65	
DM313	V, R, mA, cont., auto, 1999 ct.	49	
DM334	V, R, mA, Hz, auto, min/max	82	
DM341	V, mA, R, Hz, uF, nFE, 19999 ct.	106	

AMREL			
MODEL	FEATURES	SALE	
37	RMS V, R, mA, uF, Hz, 1999 ct.	97	

DIGITAL OSCILLOSCOPES			
FLUKE			
MODEL	FEATURES	SALE	
105B	ScopeMeter, 100MHz, 2 chan., AutoSet, DMM, Isolated RS232, Windows/DOS software, NiCd	\$2495	
99B	ScopeMeter, 60MHz, 2 chan., AutoSet, DMM, Setup, screen, waveform mem's., sig. gen., component tester, NiCd	2095	
98	Automotive ScopeMeter	2250	
96B	Scopemeter, 60MHz, 2 chan., AutoSet, DMM, Setup, screen, waveform mem's., NiCad.	1695	
92B	ScopeMeter, 60MHz, 2 chan., AutoSet, DMM, NiCad.	1440	

TEKTRONIX			
MODEL	FEATURES	SALE	
THS720	TekScope, 100MHz, 2 chan., 5mV/div, DMM, RS232, NiCd.	1695	
TDS340	100MHz, 500 MS/s, 2 chan., 2 mV/div, FFT, Opt. RS232	2505	
TDS360	Like TDS340 except 200MHz	3350	

ANALOG / DIGITAL OSCILLOSCOPES			
GOLDSTAR			
MODEL	FEATURES	SALE	
OS3060	60MHz, 20MS/s, 2chan., RS232	\$1915	
OS3020	20MHz, 20MS/s, 2chan., RS232	915	

HAMEG			
MODEL	FEATURES	SALE	
HM1007	100MHz, 40MS/s, 2ch., 1mV/div	1889	
HM305	30MHz, 40MS/s, 2ch., 1mV/div	1138	
HO79-5	RS232 / IEEE IIace. for above	355	

PROTEK			
MODEL	FEATURES	SALE	
P-2840	40Mz, 20MS/s, 2ch., 2 timebase	1440	

ANALOG OSCILLOSCOPES			
GOLDSTAR			
MODEL	FEATURES	SALE	
OS9100P	100MHz, 3ch., 2mV., delay swp.	\$899	
OS9060D	60MHz, 2ch., 1mV., delay swp.	783	
OS9020A	20MHz, 2ch., 1mV./div.	349	
OS9020G	20MHz, 2ch., w/1MHz func. gen.	487	

HAMEG			
MODEL	FEATURES	SALE	
HM304	35MHz, 2ch., autose, setup mem	836	

SPECTRUM ANALYZERS			
B&K PRECISION			
MODEL	FEATURES	PRICE	
2615	0.1 to 500MHz, -100 to +13dBm, 50kHz-50MHz/div, 4 digit freq / marker display, Low spurious.	\$1795	
2620	2615 w/tracking gen., -50, +1dBm	2195	
2625	0.15 to 1.05GHz, -100, +13dBm, 100kHz-100MHz/div., 4dig. freq. / marker display.	2595	
2630	2625 w/tracking gen., -100, +1dBm	3395	

FREQ. COUNTERS - COUNTER TIMERS			
GOLDSTAR			
MODEL	FEATURES	PRICE	
FC2015	Ctr./Trmr., 0.2Hz-150 MHz, 8 dgt.	\$212	
FC2130	Ctr./Trmr., 0.2-1.3 GHz, 8 dgt., Hi-Z & 50 ohm inputs	245	

BIRD WATTMETERS / ELEMENTS			
MODEL	FEATURES	PRICE	
43	THRULINE Wattmeter	\$250	
5x-1000x	Elements (rd.) for Model 43, 5W-1000W F/S, 25-1000 MHz	68	
4304A	Wideband Wattmeter, no elements rd., 5 to 500W F/S, 25-1000MHz	494	

**800-554-8305**  
We accept VISA/Mastercard.  
Shipping charges 4%, \$5 min., \$20 max.  
US sales only on Bird and Fluke.  
FOB Alpharetta, GA FAX 770-772-9780

# REMOTE CONTROL A/B SWITCH



**\$ 29<sup>95</sup>**

**A/B/C SWITCH \$39<sup>95</sup>**  
 Plus Shipping - Money Back Guarantee  
**DEALER PRICING ON REQUEST**

## CONTROLLED BY ANY REMOTE!

*Now you can switch between two TV signal sources without getting up or even reaching for a different remote control! Simply press any button on any remote control and hold it down for two seconds. QuikSwitch contains a patented sensor that causes it to switch sources each time it receives an uninterrupted infrared signal for two seconds. And you won't need a spare AC outlet, because QuikSwitch operates a full year on 2 "AA" alkalines, 3 years on lithiums!*

**HIGH ISOLATION**

**100% SOLID STATE**

**MADE IN U.S.A.**



**MILESTONE PRODUCTS**

5698 WESTBOURNE AVE - COLUMBUS, OH 43213

**1-800-535-7827**



Licensed Under U.S. Patents 4,935,733 and 5,047,765 Other Patents Pending

**Tired of Paying Rent  
To Your Cable Company?**

**WHY RENT WHEN  
YOU CAN OWN?**

**TAKE  
CONTROL  
OF YOUR  
TV!!!**



- Over 5 Yrs. Experience
- Excellent Customer Service
- Prompt Delivery Anywhere
- Tell Your Friends About Us
- Call Today For Our LATEST SPECIALS!

**IT'S LEGAL!  
Cable TV Converters  
& Remotes**

**CALL TODAY!!!**

**1-800-228-2677**

Mon. thru Fri. / 9 am-5 pm



## TEKTRONIX 7000 SERIES OSCILLOSCOPES



*We have acquired a quantity of preowned 7000 Series scopes which we are offering at special low prices!*

**TEK 7603 SCOPE PACKAGE ..... \$650**

DC to 100 MHZ mainframe with (2) 7A26 dual trace amplifiers and (1) 7B53A dual time base. Plug-ins.

**TEK 7704A SCOPE PACKAGE ..... \$750**

DC to 200 MHZ mainframe with (2) 7A26 dual trace amplifiers, (1) 7B80 delayed time base and (1) 7B85 delaying time base. Plug-ins.

**TEK 7834 SCOPE PACKAGE ..... \$1400**

DC to 400 MHZ storage mainframe with (1) 7A19 amplifier, (1) 7A26 dual trace amplifier, (1) 7B80 time base and (1) 7B85 delaying time base. Plug-ins.

**TEK 7904 SCOPE PACKAGE ..... \$950**

DC to 500 MHZ mainframe with (2) 7A26 dual trace amplifiers, (1) 7B80 delayed time base and (1) 7B85 delaying time base. Plug-ins.

**OUR TEST EQUIPMENT IS FULLY RECONDITIONED AND GUARANTEED**

*We buy  
and sell  
equipment-  
call for  
details*



**800-220-0044 EXT.189**

262 Old New Brunswick Road · Piscataway, New Jersey 08854  
 Fax: 908-981-1244



# NEW!!! 1996 PRINT Catalog!

## PRINT™



1996

**Products International  
EQUIPMENT, TOOLS & SUPPLIES  
FOR ELECTRONIC PRODUCTION  
MAINTENANCE & SERVICE**

We Make Ordering Simple!

TOLL FREE 800-638-2020

FAX 800-545-0058

IN MARYLAND

CALL 301-587-7824

FAX 301-585-5402



**PRINT**  
Products International

8931 Brookville Road • Silver Spring, Maryland 20910 • 800-638-2020 • Fax 800-545-0058

**Call 800-638-2020 today for your free  
copy of the NEW 84 page 1996 catalog,  
jam packed with the best values in test and  
measurement instruments available today!!!**

CIRCLE 264 ON FREE INFORMATION CARD

SEE US NOW AT  
<http://www.cir.com>

**CIRCUIT SPECIALISTS INC.**

**Check Out What We Have To Offer:**

**Fantastic DMM Offer!!!**

Don't let the price fool you. This meter is a digital multimeter designed for engineers and hobbyists. Equipped with 5 functions and 19 ranges. Each test position is quickly and easily selected with a simple turn of the FUNCTION/RANGE selector rotary switch.

**General Rubber Boot Included**

Display: 3-1/2 Digit LCD, 21mm Figure Height with Automatic Polarity

Overrange Indication: 3 Least Significant Digits Blank

Temperature for Guaranteed Accuracy: 23°C±5°C RH<75%

**Temperature Ranges:**

Operating: 0°C to 40°C (32°F to 104°F)  
 Storage: -10°C to 50°C (14°F to 122°F)

Power: 9V Alkaline or Carbon-Zinc Battery (NEDA1604)

Low Battery Indication: BAT on Left of LCD Display

Dimensions: 188mm long x 87mm wide x 33mm thick

Net Weight: 400g



Our Best Offer Ever on a

High Quality Full Sized DMM

**\$19.00** any qty

**DC Voltage (DCV)**

Range: Resolution: Accuracy:

200mV 100µV  
 2000mV 1mV ±(1%rdg+2dgt)  
 20V 10mV  
 200V 100mV  
 1000V 1V

Maximum Allowable Input: 1000V DC or Peak AC

**DC Current (DCA)**

Range: Resolution: Accuracy:

200µA 100nA  
 2000µA 1µA ±(1.2%rdg+2dgt)  
 20mA 10µA  
 200mA 100µA  
 10A 10mA ±(1.2%rdg+2dgt)

Overload Protection: mA Input, 2A/250V fuse.

**AC Voltage (ACV)**

Range: Resolution: Accuracy:

200V 100mV ±(1.2%rdg+10dgt)  
 750V 1V

Frequency Range: 45Hz-450Hz

Maximum Allowable Input: 750V rms

Response: Average Responding, Calibrated in rms of a Sine Wave.

**Resistance (Ω)**

Range: Resolution: Accuracy:

200Ω 100mΩ  
 2000Ω 10Ω ±(1.2%rdg+2dgt)  
 20KΩ 100Ω  
 200KΩ 1KΩ  
 20MΩ 10KΩ ±(2%rdg+10dgt)

Maximum Open Circuit Voltage: 2.8V

**Diode Test**

Measures forward voltage drop of a semiconductor junction in mV test current of 1.5mA Max.


**hFE Test**

Measures transistor hFE.

CAT NO	DESCRIPTION	PRICE
9300G	Rugged High Quality DMM with Rubber Boot	\$19.00

**Switchable Scope Probe Sets**

(Selectable X1/Ref/X10) These high quality scope probe sets are for oscilloscopes up to 60MHz (model HP 9060) or 150MHz (model HP9150). Both sets include a handy storage pouch and include an IC test-hook adapter for the probe. The BNC connector rotates to avoid cable tangle or kink. Cable length is 1.4 meters.



the probe. The BNC connector rotates to avoid cable tangle or kink. Cable length is 1.4 meters.

CAT NO	DESCRIPTION	1	10	100
HP-9060	Scope Probe Set DC~60MHz	\$16.49	\$14.49	\$11.58
HP-9150	Scope Probe Set DC~150MHz	24.95	21.95	18.62



**Positive Photo Resist Pre-Sensitized Printed Circuit Boards**

These pre-sensitized printed circuit boards are ideal for small production runs. They provide high resolution and excellent line width control. High sensitive positive resist coated on 1oz. copper foil allows you to go direct from your computer plot or art work layout. No need to reverse art.

**Single-Sided, 1oz. Copper Foil on Paper Phenolic Substrate**

CAT NO	DESCRIPTION	PRICE EACH		
		1	10	50
PP101	100mm x 150mm/3.91" x 5.91"	\$2.55	\$1.90	\$1.70
PP114	114mm x 185mm/4.6" x 6.6"	2.98	2.45	1.98
PP152	150mm x 250mm/5.91" x 9.84"	5.40	3.98	3.60
PP153	150mm x 300mm/5.91" x 11.81"	6.15	4.48	4.10

**Single-Sided, 1oz. Copper Foil on Fiberglass Substrate**

CAT NO	DESCRIPTION	PRICE EACH		
		1	10	50
GS101	100mm x 150mm/3.91" x 5.91"	\$ 3.90	\$2.98	\$2.60
GS114	114mm x 185mm/4.6" x 6.6"	4.80	3.49	3.20
GS152	150mm x 250mm/5.91" x 9.84"	8.69	5.98	5.78
GS153	150mm x 300mm/5.91" x 11.81"	10.20	7.20	6.80

**Double-Sided, 1oz. Copper Foil on Fiberglass Substrate**

CAT NO	DESCRIPTION	PRICE EACH		
		1	10	50
GD101	100mm x 150mm/3.91" x 5.91"	\$ 5.07	\$3.68	\$3.38
GD114	114mm x 185mm/4.6" x 6.6"	5.95	4.29	3.99
GD152	150mm x 250mm/5.91" x 9.84"	10.47	7.39	6.98
GD153	150mm x 300mm/5.91" x 11.81"	11.95	8.69	8.30

**Etching Chemicals/Ferric Chloride**

A dry concentrate that mixes with water to make 1 pint of etchant, enough to etch 400 sq. inches of 1oz board.

CAT NO	DESCRIPTION	PRICE EACH	
		1	5
ER-3	Makes 1 pint	\$3.50	\$2.75



**Developer** This product is used as the developer on our positive photo-resist printed circuit boards. Includes instructions. 50 gram package, mixes with water.

CAT NO	DESCRIPTION	PRICE EACH		
		1	10	25
POSDEV	Positive Developer	\$.95	\$.80	\$.50



**Etching Tank** This handy etching system will handle PC boards up to 8"x9", two at a time. Ideal for etching your PCB's! System includes an air pump for etchant agitation, a thermostatically controlled heater for keeping etchant at optimum temperature and a tank that holds 1.35 gallons of etchant. A tight fitting lid is also supplied to prevent evaporation when system is not being used. Typical etching time is reduced to 4 minutes on 1oz. copper board!

**REDUCES ETCHING TIME!**

CAT NO	DESCRIPTION	PRICE
12-700	Etch Tank System	\$37.95

**Desoldering Pumps**

These powerful plastic body desoldering pumps are designed for easy one hand operation for fast, efficient desoldering. Double O-ring piston seals for maximum suction.



CAT NO	DESCRIPTION	PRICE EACH		
		1	5	10
08-366S	Large Desoldering Pump	\$15.89	\$13.49	\$11.95
08-366E	Regular Desoldering Pump	10.89	8.59	7.39
08-366TIP	Replacement Tip	1.95	1.95	1.95

SEE OUR ON-LINE CATALOG AT <http://www.cir.com>

**Electronic Soldering System** Here's the ideal solution when **Temperature Control** is required. Easy to use slide control allows user to set system from 300°F to 840°F. Voltage to iron from control unit is 24V Iron heating power is 48W. Replaceable 5.3mm tip is standard. Replacement irons and tips are available.


CAT NO	DESCRIPTION	PRICE EACH	
		1	5
SL10	Temp Controlled Soldering Iron	\$56.00	\$50.00
SL24V	Spare 24V Soldering Iron	10.50	7.50



**Electronic Soldering System with LED Display**

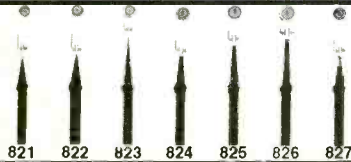
Deluxe temperature controlled system with LED display for maximum accuracy. Temperature is adjustable from 160°-480°C (320°-900°F). Iron heating power is 48 Watts. Runs on 24V from controller unit. Replacement irons and tips are available. Tip size is 5.3mm.

CAT NO	DESCRIPTION	PRICE EACH	
		1	5
SL30	Deluxe Soldering System w/LED	\$86.00	\$75.00
SL24V	Spare 24V Soldering Iron for SL10 or SL30	10.50	7.50




**Replacement Tips for SL10/SL30**

We now offer a variety of replacement tips for the SL10/SL30 soldering stations.



CAT NO	DESCRIPTION	PRICE EACH		CAT NO	DESCRIPTION	PRICE EACH	
		1	5			1	5
821	1/32" Pencil Tip	\$1.39	\$1.19	825	1/8" Chisel Tip	\$1.49	\$1.29
822	1/32" Pencil Tip	1.39	1.19	826	3/64" Chisel Tip	1.49	1.29
823	1/64" Pencil Tip	1.39	1.19	827	3/64" Pencil Tip	1.59	1.39
824	1/16" Chisel Tip	1.49	1.29				

**Ball Bearing 12V DC Fans**



These High Quality Fans feature Ball Bearings and Brushless DC Motors. All of them are designed to meet UL, CSA & VDE Standards. Design these fans into power supplies, computers or other equipment requiring additional air flows for heat removal. These fans are regular Circuit Specialists stock items — they are not surplus.

CAT NO	PRICE EACH			
	1	10	25	100
CSD 4010-12	\$ 9.88	\$ 6.38	\$5.48	\$4.87
CSD 6025-12	9.38	5.91	5.41	4.71
CSD 8025-12	8.88	5.85	5.19	4.49
CSD 9225-12	8.95	6.14	5.29	4.59
CSD 1225-12	11.45	8.96	7.82	6.85

**INDUSTRY BEST PRICING!**

**Specifications**

CAT NO	DIMENSIONS (MM)	RATED VOLTAGE (V)	START VOLTAGE (V)	INPUT CURRENT (A)	AIR FLOW (CFM)	STATIC PRESSURE (INCH-H <sub>2</sub> O)	SPEED (RPM)	NOISE LEVEL (dB)	WEIGHT (g)
CSD 4010-12	40x40x10mm	12	7	0.06	5.1	0.19	5,500	26	20
CSD 6025-12	60x60x25mm	12	5	0.13	13.7	0.165	4,500	28	65
CSD 8025-12	80x80x25mm	12	5	0.16	37.8	0.177	3,000	31	80
CSD 9225-12	92x92x25mm	12	5	0.32	42	0.18	2,800	37	95
CSD 1225-12	120x120x25mm	12	5	0.35	62	0.180	2,500	42	135

- SOLDER • SOLDER • SOLDER •
- SOLDER • SOLDER • SOLDER •

We stock high quality 60/40(Sn%/Pb%), .031" and 63/37, .031" diameter. This is prime JIS certified solder that we maintain as a regular stock item (It is not "Left-overs, Rejects or Surplus") and you can buy it from us at a fraction of the price that you are used to.



**Tired of Paying Inflated Prices for Solder?**

CAT NO	DESCRIPTION	1	10	25
RH60-1	1-lb. Spool, .031", 60/40	\$ 6.90	\$ 5.96	\$ 5.30
RH63-1	1-lb. Spool, .031", 63/37	6.95	6.10	5.41
RH60-4	4.4-lb. Spool, .031", 60/40	24.00	21.90	17.92
RH60-TUBE	6-oz. Tube, .031", 60/40	.99	.89	.79

**CCD Camera - IR Responsive As Low As \$109!!**

This black and white monochrome CCD Camera is totally contained on a PCB (70mm x 46mm). The lens is the tallest component on the board (27mm high from the back of the PCB) and it works with light as low as 0.1 lux. It is IR Responsive for use in total darkness. It comes with six IR LED's on board. It connects to any standard monitor. AUX or video input on a VCR or through a video modulator to a TV. Works with a REGULATED 12V power supply (11V-13V). Hooks up by connecting three wires: red to 12V, black to ground (power & video) and brown to video signal output.



CAT NO	DESCRIPTION	1	5
CA-H34A	PCB Mounted IRCCD Camera	\$125.00	\$109.00

**SEE OUR ON-LINE CATALOG AT**  
<http://www.cir.com>

**CIRCUIT SPECIALISTS, INC.**  
 SINCE 1971

**800-811-5203**  
**602-464-2485**  
**602-464-5824(FAX)**

**WE ACCEPT:**




**RECEIVE OUR LATEST 132 PAGE CATALOG!**

It's chock full of all types of electronic equipment and supplies. We've got I.C.'s, capacitors, resistors, pots, inductors, test equipment, breadboarding supplies, PC supplies, industrial computers, data acquisition products, personal computers and computer parts, plus much, much more. FAX us your name and address or call **800-811-5203, ext. 5**, to leave a message on our catalog request line.



October 1996, Electronics Now

# 386 SBC \$83



- OEM (1K) PRICE INCLUDES:
- 5 SER (8250 USART)
  - 3 PAR (32 BITS MAX)
  - 32K RAM, EXP 64M
  - STANDARD PC BUS
  - LCD, KBD PORT
  - BATT. BACK. RTC
  - IRQ0-15 (8259 X2)
  - 8237 DMA 8253 TMR
  - BUILT-IN LED DISP
  - UP TO 8 MEG ROM
  - CMOS NVRAM

USE TURBO C, BASIC, MASM RUNS DOS AND WINDOWS EVAL KIT \$295

**\$95** SINGLE PIECE PRICE  
**UNIVERSAL PROGRAMMER**

- DOES 8 MEG EPROMS
- CMOS, EE, FLASH, NVRAM
- EASIER TO USE THAN MOST
- POWERFUL SCRIPT ABILITY
- MICROCONT. ADAPTERS
- PLCC, MINI-DIP ADAPTERS
- SUPER FAST ALGORITHMS

OTHER PRODUCTS:

8088 SINGLE BOARD COMPUTER	OEM \$27	*95
PC FLASH/ROM DISKS (128K-16M)	21	75
16 BIT 16 CHAN ADC-DAC CARD	55	195
WATCHDOG (REBOOTS PC ON HANGUP)	27	95

\*EVAL KITS INCLUDE MANUAL BRACKET AND SOFTWARE. 5 YR LIMITED WARRANTY FREE SHIPPING HRS: MON-FRI 10AM-6PM EST

**MVS BOX 850 MERRIMACK, NH (508) 792 9507**

## TOP SECRET

**CONSUMERTRONICS**  
2011 Crescent Dr., P.O. Drawer 537  
Alamogordo, NM 88310

--- Please order by Mail or Fax only ---  
**Fax: (505) 434-0234, 439-1776** (orders only; if you get voice, enter \*11811 any time), 24-hr  
**Customer Service & Tech Support: (505) 439-8551 (8AM-6PM MST, Mon-Sat)**  
Relates directly to your order or prospective order.

**Web Site:** Visit our popular site (tell your friends) at: <http://users.aol.com/wizguru/hl-tech.html>

**10% Off on orders \$100+ 15% Off over \$200+**  
Add \$5 total S/H (US, Canada). All items in stock. Postal M.O. is fastest. VISA, MC, CC OK. C.O.D. (\$49-\$999), add \$8. New Catalog \$200+ offers \$2 w/order, \$5 w/ (no CC), \$244/foreign. NO dealers.

Since 1971. As seen on CBS "60 Minutes", "Furber", etc. By John Williams - former Lockheed Senior Engineer, NMSU CS Professor, ODO Electronic Weapons Engineer, NIH Health Physicist. Sold for educational purposes only.

**Wanted:** 6 MAC Ilix, PC486 (or better), peripherals, new surplus electronic parts, test equipment - buy, trade.

**All software supports all IBM PC systems**

### Off-the-Shelf HARDWARE

Van Eck Systems \* Data Card Reader/Writers \* ATM3 \* Security Surveillance \* RF/EM/UV Wave Radar/Ultrasonic/IR/Light/Sound Detectors/Receivers/Xmitters/Jammers/Blasters \* Neurophone/RLE/Hieronymus/Resonant Crystal Radionics \* EM Lab Weaponry/Countermeasures \* ESS Infinity Devices \* Voice Disguisers \* Lineman's Hand-sets \* Bug/Tap Detector/Blaster \* Phone Color Boxes \* DTMF Decoders \* Carjack/Kidnap Follower/Bumper Beeper/Child Finder \* Panic Button \* Shriek Module \* TENS \* Subliminal Moxer/Amp (Ultrasound & Infrasonic) \* Electronic Dicers \* Hidden Presence Detectors \* Hearing Assistor \* Vortex Generator \* 6th Sense Communicator/Noise Cancel. System \* Levitator - many more! See our **New Catalog!**

### SPECIAL PROJECTS

We design/build/obtain/repair/modify/maintain/consult on any device/system/process/project - electronic/computer/mechanical/optical (ex: phone/auto/security/radionics/lab/energy/HV/EM/RF/radar/ultrasonic/IR/UV/commo/consumer) for business/personal/invention needs. Describe & include \$30 pre-engineering fee (no obligation). Time & cost estimates 7-10 days. Confidentiality guaranteed.

### CELLPHONE MODS

See our Catalog for our Infamous cellphone modification guide (\$69) - detailed, comprehensive, covers all makes - 10 times more info than competitor's "guide". (Do Special Projects above to get up-to-date hardware/software). **Free Data Search:** As a special FREE service to our C&CP customers, we will perform one FREE search of our massive cellphone database if requested within 30 days of your purchase of C&CP. Data now on cellphones is so great, we can fit C&CP only that in greatest demand. Search results not guaranteed. Request by mail (don't fax), include a #10 SASE.

### PAGER (Beeper) MANUAL

describes in detail how Pagers work, different types and uses, frequencies, advantages over and uses with cell-phones, and tips and tricks. And how Pagers are hacked and countermeasures. Includes the plans for your own Personal Pocket Paging System (transmitter and receiver). \$49.

### HACKING FAX MACHINES

Describes in detail how fax machines are hacked and countermeasures (hacking Faxes is much more complex than just connecting a third Fax to the phone line). Includes Fax protocols, commo parameters, and 2-1 and 4:1 compression. And insights into designing Fax interception devices and modifying existing Faxes into Stealth Faxes do the job. \$49.

### VOICE MAIL HACKING

How Voice Mail Box (VMB) systems are used and the specific ways they are hacked. Includes ASPEN, MESSAGE CENTER, BIX, GENESIS, EZ, SYDNEY, PHONE MAIL, AUDIX, CINDY, CENTAURUM, SPERRY LINK, RSVP, etc. Absolutely required for all users, sysops and security personnel! \$29.

### PBX HACKING

1,000s of PBXs are hacked to the tune of \$ Billions/yr! While "VOICE MAIL HACKING" details how VMBs are hacked for "phun" and profit - including VMS methods for hacking PBXs themselves - "PBX HACKING" addresses ALL issues relating to PBX hacking, including countermeasures! Can your business or agency afford a \$90,000 phone fraud loss (the average loss due to hacked PBXs)? As described in Forbes Magazine. \$29.

### PHEAKING CALLER ID & ANI

Details on how they work and dozens of effective ways of defeating Caller ID, ANI, \*69, \*57, and Call Blocking and \*87. Also describes Caller ID, Orange, Belge, Cheese and CF Boxes, ESS, S57, E-911, various CLASS SERVICES, CRA, NON PUB DA, CAMA, DNR, 800-ECR Diverters Extenders Centrex - more \$29.

### COMPUTER PHEAKING

Describes in detail how computers penetrate each other, and how VIRUSES, TROJAN HORSES, WORMS, etc are implemented. Dozens of computer crime and abuse methods and countermeasures. Includes disk filled with hacker text files and utilities, and the legendary FLIGHT+ protection system (Ed. Choice, PC Magazine). BBS advice, password details, glossary - much more! Manual + Disk\* \$39.

**Beyond PHONE COLOR BOXES!**  
Dozens phone color boxes described - many circuits. Plus Call Forwarding, Conferencing, Pheak History, Glossary, Diverters, Extenders, Loops, REMOBS, Bridging Heads & Cans, Dptocam, 3rd Party and many other non-box methods - more, \$39.

### HACKING ANSWERING MACHINES

How answering machines are hacked to listen to - even erase - messages, and to convert them into mini-VMBs. And countermeasures - protect yourself from snoops, students, burglars and predators! \$29.

### CREDIT CARD SCAMS

Cardholders, merchants, banks suffer \$ Billions in losses annually because of credit card fraud. Describes every known means of credit card fraud and scams. Protect yourself! \$29.

### AUTOMATIC TELLER MACHINES

ATM crimes, abuses, vulnerabilities and defeats exposed! 100+ methods detailed, include: Physical, Reg. E, cipher, PIN compromise, card counterfeiting, magnetic stripe, false front, TEMPEST, Van Eck, tapping, spoofing, inside job, super-cool, vibration, pulse, high voltage - others. Case histories, law, countermeasures, detailed security checklists, tested in photos, figures. ATMs contain up to \$250,000 in cash! Retail \$350,000 ATM crime spree still unsolved! \$39.

### CONS, SCAMS & SWINDLES

Cons & scams and related swindles fleece Americans of \$100+ Billion per year! The most comprehensive survival manual on cons & scams of all kinds - from the classic to hi-tech. Details 100s and many variations. And countermeasures. Protect yourself! \$39.

### INTERNET CONS & SCAMS

Internet cons, scams and related frauds now rake in \$2+ Billion annually! Most are done anonymously and with little fear of prosecution (difficult to prove and to find the perpetrators). Described in detail, includes countermeasures. \$29.

### Beyond VAN ECK PHEAKING

Lays out step by step on TV and computer video signals using an ordinary TV described in detail. Includes security industry reports. Range up to 1 KM. Plans include both the Consumertronics and the original Top Secret Van Eck designs! \$29.

### The HACKER FILES

Compilation of 100s of the best articles written (in ASCII) by top hackers & PhDs. Covers every major topic in hackerdom! 3 HD Disks\* \$59.

### STOPPING POWER METERS

As reported on CBS "60 Minutes": How certain devices can slow down - even stop - watt-hour meters - while loads draw full power! Device simply plugs into one outlet and normal loads into other outlets. Also describes meter creep, overload drop, etc. Plans \$29. **I.Q. MANUAL:** External magnetic wands (applied to the meter itself) to slow down and stop watt-hour meters while drawing full loads. Plans. \$25. **KW-HR METERS:** How watt-hour meters work, calibration, error modes (many), ANSI Standards, etc. Demand and Polyphase Meters. Experimental results to slow and stop meters by others. \$25. Any 2, \$47. All 3, \$69.

### UNDER ATTACK!

Electromagnetic Interference and Electronic Weapon Attacks cause: Cancer, birth defects, and profound psychological, neurological, cardiovascular and immune system disorders! Destructive to people, animals, plants, equipment! Includes **ACTUAL CASES OF EM ATTACKS** (we investigated!) Includes how to verify and pinpoint EMI and electronic attack sources, and effective countermeasures. \$29. **EM TRAINING:** Tutorial and plans for powerful ELECTROMAGNETIC WEAPONS and LAB DEVICES. Optimum circuits, freq. waveforms, duty cycles, intensities. Thorough. \$29. Both \$49.

### MIND CONTROL

Concern and fear increases over EMI and ultrasonic mind (and body) control technologies - especially implants! Unfortunately, there is much more misinformation and disinformation published than facts. Some victims are controlled and exploited by arm-chair "experts" and so-called victims' assistance groups - one even demands the **gating** of the Internet to prevent and remove postings it doesn't approve of! \$39. Visit our site at: <http://users.aol.com/wizguru/mindcontrol.html>

### RADIONICS MANUAL

Exciting electrical, electronic, electromagnetic therapeutic, diagnostic & preventive devices (mostly experimental). History, descriptions, plans (dozens), availabilities of Radionics Devices from early to modern. While drugs cost \$100s, electricity costs pennies! \$29. **HEAL YOURSELF!** Plans for 3 major electronic therapeutic devices of types approved by FDA. \$19. Both \$39.

### HIGH VOLTAGE DEVICES

HV devices plans: Slim Gun, Laser, Pro, Can, 318-ster, Flasher, Zapper, Audio/RF/Radar/Jammer, Beam Charger, Plasma & Van de Graaff Guns, Jacob's Ladder, Geiger Counter, Oleg Gen, Fish Gunner, Pencil Slim, Kirlian, moral All plans for only \$29.

### STEALTH TECHNOLOGY

Police radar is fascinating! It also has error rates of 10-20%! Every known error mode - stealth method and material used to minimize radar reflections - tactic and strategy to defeat radar - all included (that cost you \$100s in insurance and risk cancellation) methods to detect and jam signals - fully described! \$29.

### SECRET & SURVIVAL RADIO

Optimum survival and security radio equipment, methods, freq allocations and voice/data scrambling/encoding - includes smart receivers/transmitters, telemetry, antenna optimizations, remote monitoring and control, security, surveillance, and ultrasonic, fiber-optic and infrared commo. 70+ circuit plans, tables. \$29.

### CRYPTANALYSIS TECHNIQUES

Very powerful main-driven crypto programs (in .COM and .BAS source code) to crack: DES, IDEA, RC4, RC5, RC6, cryptexits. Worked-out examples. Recommended by prestigious "Computers & Security" Manual + Disk\* \$29.

**DISTRIBUTORS WANTED**

**CALL TODAY**

- \* USER FRIENDLY WINDOWS FORMAT
- \* STEP-BY-STEP TROUBLESHOOTING ASSISTANCE
- \* EXPANDABLE "REAL WORLD" REPAIR DATABASE
- \* PRE-LOADED WITH OVER 200 PROVEN REPAIRS
- \* SUPPLIERS, PARTS AND MANUFACTURERS LISTINGS



**MONITOR REPAIR SOFTWARE**  
**LEARN COMPONENT LEVEL ELECTRONIC REPAIR**

IVS, INC.  
13311 STARK RD.  
LIVONIA, MI 48150  
(800) 886-2201

CIRCLE 315 ON FREE INFORMATION CARD

CIRCLE 226 ON FREE INFORMATION CARD

# Books that work the way you work... SPECIAL OFFER

No obligation




**NEW FROM JOHN LENK**



1996, paperback  
~~\$29.95~~ \$26.95  
0-7506-9821-7



1996, paperback  
~~\$29.95~~ \$26.95  
0-7506-9510-2



1996, paperback  
~~\$29.95~~ \$26.95  
0-7506-9820-9



June 1996, paperback  
~~\$29.95~~ \$26.95  
0-7506-9508-0

Butterworth-Heinemann brings you something for everyone from John Lenk's Simplified Design Series. These books are all-inclusive, one-stop guides. Each has step-by-step instructions and diagrams that make it easy-to-use for the student, experimenter, and professional. All are available in paperback.



1995, hardcover  
~~\$49.95~~ \$44.95  
0-7506-9505-6



1996, hardcover  
~~\$49.95~~ \$44.95  
0-7506-9702-4




1995, paperback  
~~\$29.95~~ \$26.95  
0-7506-9694-X



1996, paperback  
~~\$12.95~~ \$10.95  
0-7506-9751-2



1996, paperback  
includes disk  
~~\$39.95~~ \$35.95  
0-7506-9700-8



July 1996, hardcover  
~~\$49.95~~ \$44.95  
0-7506-9747-4




1996, paperback  
~~\$47.95~~ \$42.95  
0-7506-2466-3



1996, paperback  
~~\$44.95~~ \$39.95  
0-7506-9707-5



1995, paperback  
~~\$47.95~~ \$42.95  
0-7506-2281-4



1996, paperback  
~~\$37.95~~ \$33.95  
0-7506-2591-0

Please send me the book(s) listed below at 10% off! Phone: 1-800-366-BOOK FAX: 1-800-446-6520

Please add \$4.00 for handling for the first item ordered and \$1.50 for each additional item ordered to all check and credit card orders. Billed orders will be charged additional shipping based on weight and destination. All US orders must include your state sales tax. Prepayment or company purchase order is required for all orders. Canadian customers please pay by credit card or in US funds and include 7% GST on books and handling. Prices subject to change without notice.

Write book number(s) here

--	--	--	--

Charge my:  VISA  AMEX  MC Card # \_\_\_\_\_ EXP Date \_\_\_\_\_

Name \_\_\_\_\_ Signature \_\_\_\_\_

Address \_\_\_\_\_ City/ State/ ZIP \_\_\_\_\_

Tel \_\_\_\_\_ E-mail \_\_\_\_\_

Visit us on the Internet @ <http://www.bh.com/bh/el>

Send me a FREE catalog (item 642)



313 Washington Street, Newton, MA 02158  
from outside US and Canada, call 617-928-2500

TS123

CIRCLE 333 ON FREE INFORMATION CARD

WE SELL RED, BLUE-GREEN & IR

# LASERS

HUNDREDS OF UNITS TO CHOOSE FROM!  
PRICES AS LOW AS \$40.00!

- \* Experiments
- \* Laser Light Shows
- \* Cutting & Burning
- \* Communications

We also carry books and plans about LASERS.

**CALL FOR FREE CATALOG!**  
TEL (909) 278-0563  
FAX (909) 278-4887



1269 W. Pomona, Corona, California 91720

See our catalog on the internet.

HTTP://WWW.PWEB.COM/MWK/MAIN.HTM

EMAIL: MKENNY1989@AOL.COM

## CONTROL RELAYS • LIGHTS • MOTORS MEASURE TEMPERATURE • PRESSURE • LIGHT LEVELS • HUMIDITY INPUT SWITCH POSITIONS • THERMOSTATS • LIQUID LEVELS

MODEL 30 ..... \$79



- PLUGS INTO PC BUS
- 24 LINES DIGITAL I/O
- 8 CHANNEL-8 BIT A/D/IN
- 12 BIT COUNTER
- UP TO 14K BMP/SEC

MODEL 45 ..... \$189




- RS-232 INTERFACE
- 8 DIGITAL I/O
- 8 ANALOG INPUTS
- 2 ANALOG OUTPUTS
- 2 COUNTERS-24 BIT

MODEL 100 ..... \$279



- 12 BIT 100 KHZ A/D
- 4 ANALOG OUTPUTS
- 3 TIMER COUNTERS
- 24 DIGITAL I/O

MODEL 60 ..... \$179



- 8 2-AMP RELAYS
- 16 DIGITAL I/O
- 1 8-BIT ANALOG INPUT

MODEL 40 ..... \$99



- RS-232 INTERFACE
- 28 LINES DIGITAL I/O
- 8 ANALOG INPUTS
- PWM OUTPUT
- OPTIONAL 12 BIT A/D

MODEL 70 ..... \$239



- RS-232 INTERFACE
- 16 BIT A/D
- 5.5 DIGIT
- UP TO 60 BMP/SEC

NEED A CUSTOM PCB? TRY US.

**PRAIRIE DIGITAL, INC.**

PHONE 608-643-8599 • FAX 608-643-6754

846 SEVENTEENTH STREET • PRAIRIE DU SAC, WISCONSIN 53578

CIRCLE 325 ON FREE INFORMATION CARD

## ❖ ATTENTION CABLE VIEWERS ❖

CABLE VIEWERS. . .get back to your **BASIC** Cable Needs

**Call 800-577-8775**

For information regarding all of your **BASIC** cable needs.



5 GOOD REASONS TO BUY OUR FAR SUPERIOR PRODUCT

- ❖ PRICE
- ❖ EFFICIENT SALES AND SERVICE
- ❖ WE SPECIALIZE IN 5, 10 LOT PRICING
- ❖ ALL FUNCTIONS (COMPATIBLE WITH ALL MAJOR BRANDS)
- ❖ **ANY SIZE** ORDER FILLED WITH SAME DAY SHIPPING

We handle **NEW** equipment **ONLY** - Don't trust last year's **OBSOLETE** and **UNSOLD** stock!  
**COMPETITIVE PRICING—DEALERS WELCOME**

**HOURS: Monday-Saturday 9-5 C.S.T.**

It is not the intent of B.E.S.W. to defraud any pay television operator and we will not assist any company or individual in doing the same.  
\*Refer to sales personnel for specifications.

**BASIC  
ELECTRICAL  
SUPPLY &  
WAREHOUSING  
CORPORATION**

**P.O. Box 8180 ■ Bartlett, IL 60103 ■ 800-577-8775**

CIRCLE 334 ON FREE INFORMATION CARD

## Electronic CAD for Windows

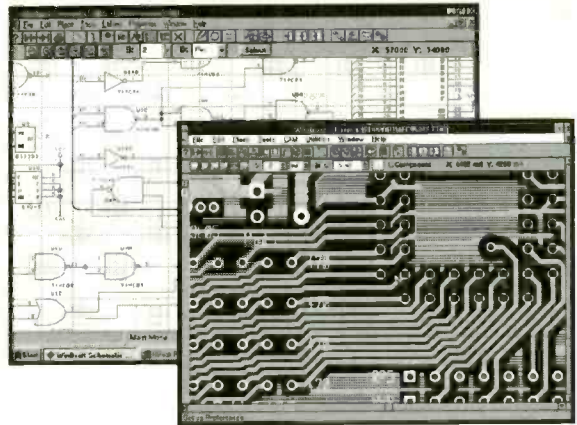
Professional Windows tools at an affordable price with powerful features to make designing faster. WinBoard PCB layout delivers sophisticated interactive routing for complex designs, plus it has the tools needed for high-speed circuits, analog, RF and SMT designs.

### WinDraft® Schematics

- ◆ 32 bit Windows application with multiple document interface and floating toolbar.
- ◆ Supports hierarchical designs and electrical rules checking.
- ◆ Over 11,000 unique library parts and symbol editor included.

### WinBoard™ PCB layout

- ◆ Supports 16 layers, multiple copper pours, and advanced features for RF designs.
- ◆ Complete through hole and SMD library.
- ◆ CAM Support includes BOM, in-circuit test, NC Drill, Gerber, Pick & Place, DRC.



Prices start at only ... \$250

Information is available on the Ivex World Wide Web. An evaluation copy with a complete 80 page Getting Started Guide is only \$20.

World Wide Web: <http://www.ivex.com>


Tel: (503) 531-3555  
 Fax: (503) 629-4907  
 BBS: (503) 645-0576



CIRCLE 319 ON FREE INFORMATION CARD

## Learn MICROCONTROLLERS EMBEDDED SYSTEMS and PROGRAMMING...

...with the AES learning system/  
embedded control system.  
Extensive manuals guide you  
through your development  
project. All programming and  
hardware details explained.  
Complete schematics. Learn to  
program the LCD, keypad digital,  
analog, and serial I/O. for your applications.



**THREE MODELS AVAILABLE. Choose from an  
Intel 8051, Intel 8088, or Motorola 68HC11  
based system. All models come with:**

• 32K Byte ROM. 32K Byte RAM • 2 by 16 Liquid Crystal Display • 4  
by 5 Keypad • Digital, Analog, and Serial I/O • Interrupts, timers, chip-  
selects • 26 pin expansion connector • Built-in Logic Probe • Power  
Supply (can also be battery operated) • Powerful ROM MONITOR to  
help you program • Connects to your PC for programming or data  
logging (cable included) • Assembly, BASIC, and C  
programming (varies with model) • Program disks with Cross Assembler  
and many, well documented, program examples • User's Manuals:  
cover all details (over 500 pages) • Completely assembled and ready to  
use • Source code for all drivers and MONITOR • Optional Text Book

Everything you need. From \$279.  
Money Back Guarantee

Call for Free Info Pack, or see  
WEB at <http://www.aesmicro.com>  
714-550-8094, FAX 714-550-9941



Call 1-800-730-3232

AES 970 W. 17TH STREET, SANTA ANA, CA 92706, USA

## Radiotelephone - Radiotelegraph

# FCC Commercial License

### Why Take Chances?

Discover how easy it is to pass the exams.  
Study with the most current materials available. Our  
Homestudy Guides, Audio, Video or PC "Q&A" disks  
make it so fast, easy and inexpensive. No college or  
experience needed. The new commercial FCC exams  
have been revised, covering updated Aviation, Marine,  
Radial, Microwave, New Rules & Regs, Digital  
Circuitry & more. We feature the Popular "Complete  
Electronic Career Guide". 1000's of satisfied customers  
Guarantee to pass or money back. Newest Q&A pools.

Send for FREE DETAILS or call

1-800-800-7588

WPT Publications  
4701 N.E. 47th St.  
Vancouver, WA 98661

Name \_\_\_\_\_

Address \_\_\_\_\_

City \_\_\_\_\_ St. \_\_\_\_\_ Zip \_\_\_\_\_

1-800-800-7588

# PC-Based Dual 100MHz Universal Counter \$399

- 2 internally synchronized, full-featured counters
- Built-in math functions
- 100 MHz frequency range
- 5 ppm accuracy
- Easy-to-read auto-adjustable display
- Designed and made in USA

Turn your PC into a test station with :

6 MHz Sweep/Function Generator	\$549
60 MHz Digital Storage Scope	\$749
100 MHz Digital Storage Scope	\$999

**TC** INSTRUMENTS INC.®

Tel: (909) 622-2006  
Fax: (909) 622-7778  
http://www.tcinst.com



## WE HAVE IT ALL! Surveillance

- Infinity Transmitters
  - FM Wireless Transmitter Kits
  - Vehicle Tracking Systems
  - Bug Detectors
  - Caller I.D.
  - Wired Mikes
  - Telephone Register with Printer
  - Long-play Recorders
  - Shotgun Mikes
  - Telephone Recording Adapters
  - Alcohol Testers
  - Telephone Scramblers
  - Hidden Video Cameras
  - Telephone Tap Detectors
  - Drug Testers
- MUCH, MUCH, MUCH MORE.**

Our 27th Year!

Small catalog FREE.  
Larger catalog send \$5.

Mail Order only.

Visa, MasterCard and C.O.D. accepted.

Inquire for dealers' prices.

**A.M.C. SALES, INC.**

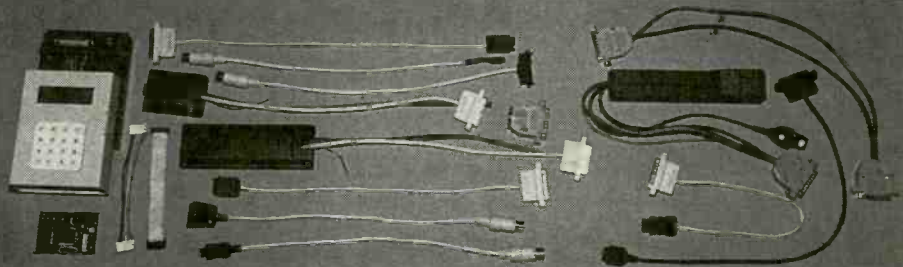
193 Vaquero Dr. • Boulder, CO 80303  
Mon.-Fri. 8 a.m.-5 p.m. Mtn. Time

**800-926-2488**

(303) 499-5405 • Fax (303) 494-4924

# "6-WAY COPY CAT \$1495.00\*"

**ASK  
ABOUT  
EE3!**



MENU#	PROGRAMS THE FOLLOWING PHONES	PRICE
1	<u>MOTOROLA ONLY w/elite &amp; 951C !!!</u>	\$1495
2	Above PLUS <u>NEC P100-200-300-400-600-700</u>	FREE
3	All of above PLUS <u>SONY</u>	FREE
4	All of above PLUS <u>GE /Ericsson (newest mode)</u>	FREE
5	All of above PLUS <u>AUDIOVOX (does new 800!)</u>	FREE
6	All of above PLUS <u>MITSUBISHI/DiamondTel</u>	FREE

**Not a  
Kit!**  
**Full 5 year  
warranty!**  
\*Cables optional

All units are sold for **EXPERIMENTAL AND EDUCATIONAL PURPOSES ONLY!**

**CALL US TODAY AT 770.973.8474** ..web page @ [www.celltec.com](http://www.celltec.com)

CIRCLE 305 ON FREE INFORMATION CARD



# NOW MAKE AN EXTRA \$600 PART TIME WEEKENDS -- UP TO \$2,000 A WEEK FULL TIME IN Explosive SATELLITE DISH TV/ELECTRONICS FIELD!

## Hottest Career Opportunity Since Invention of the VCR!

### See How Fast The Money Rolls In!

**Part time:** *Here's what you can earn  
over a typical weekend:*

Install 2 Satellite dish systems at \$200 = \$400  
Repair 4 TV's at \$50 each = \$200

**Total Weekend Income = \$600**

**Full time:** *Working just five days a week  
you could easily earn:*

Install 5 Satellite dish systems at \$200 = \$1,000  
Repair 10 TV's, average \$50 each = \$500  
Clean and adjust 10 CD players, average \$35 each = \$350  
Service 2 Home entertainment centers at \$75 = \$150

**Total Weekly Income = \$2,000**

**In addition you can make big extra profits  
on other supplies you furnish!**

## Get in **THE FAST LANE** on the NEW "INFORMATION SUPERHIGHWAY" Everyone's Talking About!

It's exciting! It's gigantic! The technology of tomorrow is here today! You've been reading and hearing about the amazing Information Superhighway. It's so new that few technicians are equipped to service

this fast emerging field! Foley-Belsaw gives you Satellite dish technology (including new mini-dish) along with the electronic expertise you need to make big money servicing TVs and other electronic equipment.

**Be your own boss!** It's quick and easy to become an expert at home in your spare time. Earn really BIG money adjusting, installing and repairing • *Satellite dish systems* • *TV's* • *Amplifiers* • *CD players* • *AM/FM tuners* • *Home entertainment centers*. Every home, every business, every office in your area desperately needs your expertise!

Your timing just couldn't be better! Never before and probably never again will you have a ground-floor opportunity like this to get into a booming business of your own, make really big money starting right away, be your own boss and enjoy financial freedom and security. The fact you're reading this message shows you're smart enough to realize this!

Satellite dish/TV/Electronics is easy

to learn in your spare time at home. This modern, practical hands-on course combines simple step-by-step lessons with easy-to-follow video cassette guidance. No special experience or electronics background is necessary. Just average mechanical aptitude and the ability to follow simple A-B-C repair procedures that are clearly outlined for you.

And when you complete the course you will receive Foley-Belsaw's official diploma attesting to your expertise.

**30-DAY  
NO RISK TRIAL**  
Send for details



## Send coupon today for FREE Fact Kit. No obligation.

Don't miss out on this once-in-a-lifetime opportunity. Send in the coupon NOW. Get all the facts and study them in the privacy of your own home. There's absolutely no obligation and no salesman will call on you. So don't delay. Mail the coupon today!

### MAIL TODAY FOR FREE INFORMATION PACKAGE

**Foley-Belsaw Institute**  
6301 Equitable Road  
Kansas City, MO 64120-1395



- YES!** Without obligation send free information kit so I can learn how to become a professional Satellite Dish/TV/Electronics Specialist, in order to earn high extra income. Dept. 31318
- VCR Repair**-Unlimited profits in this growing field. Dept. 62546
- Interested in an exciting, money making career in **Computer Repair, Maintenance and Upgrade?** Dept. 64443
- Personal Computer Programming**-Learn fast at low cost for big earnings. Dept. 35266

Name \_\_\_\_\_

Address \_\_\_\_\_

City \_\_\_\_\_ State \_\_\_\_\_ Zip \_\_\_\_\_

**Call toll-free 1-800-487-2100**

# DATA ACQUISITION

and Control Hardware for PC's

ANA100 Analog I/O ..... \$ 99



- \* 8 Channel 8-Bit
- \* 0 to 5 Volt input
- \* 14 TTL I/O lines
- \* Analog Output
- \* 400KHz Sampling

DIG100 Digital I/O ..... \$ 39



- \* 8255 PPI
- \* 24 or 48 TTL I/O Lines option
- \* Selectable Base Address

ANA150 Analog/Counter... \$ 89



- \* 8 Channel 8-Bit
- \* 0 to 5 Volt input
- \* 3 16-Bit Counters
- \* 400KHz Sampling

DIG200 Counter I/O ..... \$ 79



- \* 3 16-Bit Counters
- \* 8 TTL Input lines
- \* 8 TTL Output lines
- \* Selectable Clock Frequency input

ANA200 Analog I/O ..... \$ 79



- \* 1 Channel 12-Bit
- \* 0 to 5 Volt input optional bi-polar
- \* 100KHz / 300KHz Sampling rate
- \* 24 TTL I/O lines

ANA201 Analog ..... \$ 129



- \* 8 Channel 12-Bit
- \* x1, x5, x10, x50 Programmable Channel gain
- \* 100KHz/300KHz Sampling rate

## Engineering Software - PC/MSDOS

Easy-PC Professional XM - Integrated Electronics cad system, Schematic Capture, Circuit Analysis, and PCB Design in one software package ..... \$ 399.00

PC-SCOPE - Digital Storage Oscilloscope, 1, 2, 4, or 8 Channel Capture and Data Display. Works with ANA100, ANA150, and ANA201 Boards ..... \$ 39.00

MasterCard/Visa orders accepted

More hardware and software items available. Call for information or

See our catalog on the internet: <http://www.bsof.com>

E-mail: [sales@bsof.com](mailto:sales@bsof.com)

## BSOFT Software, Inc.

Phone 614-491-0832 \* Fax 614-497-9971

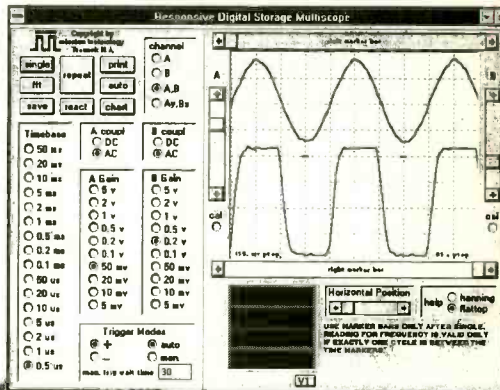
444 Colton Road \* Columbus, OH \* 43207

# TURN YOUR PC INTO A DIGITAL STORAGE OSCILLOSCOPE!

mission technology, Inc.'s PC-MultiScope now sold by Amaze Electronics

As reviewed in the May 1996 issue of *Electronics Now!*

At right: Actual scope screen as seen on your PC monitor.



For industrial, hobbyist, educational, automotive, audio, and medical uses

**\$399** + S/H. Visa/MC/Check OK.

Add \$99 for source code option

### FEATURES:

1. Dual channel; external triggered
2. Digital storage; Windows based
3. Connects to PC parallel port
4. 20Mhz max. digital bandwidth; 2Mhz max. analog bandwidth
5. Programmable gain from 5v/div to 5mv/div
6. Frequency analyzer function
7. Strip chart recorder function
6. Integrated 16 bit output
7. Visual Basic source code avail.


## AMAZE ELECTRONICS CORPORATION

[amaze@hooked.net](mailto:amaze@hooked.net) [www.hooked.net/users/amaze](http://www.hooked.net/users/amaze)

Phone: 800-996-2008 Fax: 408-996-0366

# New and Pre-Owned Test Equipment

## Goldstar



Model OS-9100P → **\$899.00**

**Full 100 MHz Bandwidth!**

- Dual-Channel, High Sensitivity
- TV Synchronization Trigger
- Calibrated Delayed Sweep
- Includes Two Probes, 2 Year Warranty

**FREE SHIPPING!**

ON GOLDSTAR EQUIPMENT ANYWHERE IN THE U.S. Excluding AK & HI

## BK PRECISION

MAXTEC INTERNATIONAL CORP. Model 4040 \$499.00

**20 MHz Sweep/Function Generator**

- 0.2 Hz to 20 MHz, 5 digit LED Display
- AM & FM Internal or External Modulation
- Sine, Square, Triangle, TTL, CMOS Outputs
- Burst Operation
- External 30 MHz Frequency Counter

**NEW!**

## Pre-Owned Oscilloscope Specials

B + K Precision 1476 10 MHz \$229.00  
*Great Starter Scope!*

Tektronix 465	100 MHz	\$629.00
Tektronix 465B	100 MHz	\$749.00
Tektronix 475	200 MHz	\$849.00
Tektronix 475A	250 MHz	\$929.00

- The Industry Standard of Oscilloscopes
- Dual Channel, Calibrated Delayed Sweep
- Professionally Refurbished
- Aligned & Calibrated to Original Specifications
- 6 Month Warranty - The Longest Available!

## LOWEST PRICES EVER!

NEW FLUKE MULTIMETERS & TEKTRONIX OSCILLOSCOPES

The Industry Standard in Multimeters

NEW!

Model 79 II ..\$172.00

Model 87 ..\$285.00

TEKTRONIX TDS SERIES ON SALE!

## Test Equipment Depot

A FOTRONIC CORPORATION COMPANY

P.O. BOX 708 Medford, MA 02155

(617) 665-1400 • FAX (617) 665-0780

1-800-996-3837



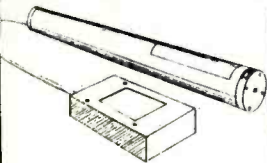
**TOLL FREE 1-800-99-METER**

CIRCLE 318 ON FREE INFORMATION CARD

# LASERS & ACCESSORIES


WE SPECIALIZE IN  
**Laser and Laser  
Related Surplus  
Inventory**

## GENE LASERS



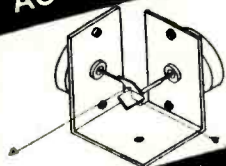
- Complete Systems
- Plasma Tubes
- Power Supplies

## DIODE LASERS



- Visible I/R
- Complete Modules
- Collimating Optics
- Drive Circuits

## ACCESSORIES



- Books
- Optics
- Electro-Optics

**CALL  
FOR A  
FREE  
CATALOG!**


We want your Laser related surplus items. Call or Fax us today for a quote!

**MEREDITH  
INSTRUMENTS**

P O Box 1724  
5035 N. 55th Ave. #5  
Glendale, AZ 85301

Phone: 602-934-9387  
Fax: 602-934-9482

[HTTP://WWW.MI-LASERS.COM](http://www.milasers.com)



### EZ-EP DEVICE PROGRAMMER - \$169.95

**Fast** - Programs 27C010 in 23 seconds.

**Portable** - Connects to PC Parallel Port.

**Versatile** - Programs 2716-080 plus EE and Flash (28F,29C) to 32 pins.

**Inexpensive** - Best for less than \$200

- Correct implementation of manufacturer algorithms for fast, reliable programming.
- Easy to use menu based software has binary editor, read, verify, copy, etc. Free updates via bbs or web page.
- Full over current detection on all device power supplies protects against bad chips and reverse insertion.
- Broad support for additional devices using adapters.

#### Adapters Available

EP-51 (8751,C51)	\$39.95
EP-11 (68HC11 E/A)	\$59.95
EP-PIC (16C5X,61,62X,71,84)	\$49.95
EP-PIC64 (16C62,63,64,65,73,74)	\$39.95
EP-PEEL (ICT 22V10, 20G10, 18V8)	\$59.95
EP-SEE (93X,24X,85X)	\$34.95
EP-16 (16Bit 40 Pin EPROMs)	\$49.95
EP-49 (8742,48,49)	\$49.95
EP-750 (87C750,751,752)	\$59.95
EP-Z8 (286E03,04,05,06,07)	\$39.95
EP-55 (8755)	\$39.95
EP-51-PLCC (8751,C51)	\$59.95
EP-PIC-SOIC (16C5X,61,62X,71,84)	\$59.95
EP-PLCC (PLCC EPROMs)	\$49.95
EP-SOIC (SOIC EPROMs)	\$49.95
EP-LCC (LCC EPROMs)	\$49.95

#### M<sup>L</sup> Electronics

3526 Jasmine #4, Los Angeles, CA 90034  
310/837-7818 Fax/BBS: 310/841-6050

<http://www.cs.ucla.edu/csd-grads-gs3/loving/wwwm2l.html>  
CA orders add 8.25% sales tax. Ground shipping - \$5; 3 Day - \$7; 2 Day \$10; Overnight \$17; DOD \$4.75.


# IN STOCK

service \sər - vəs \noun

- The occupation of performing work or functions that benefit and contribute to the welfare of others.

syn. see Mouser Electronics

Call for your  
**FREE 332**  
page catalog  
**TODAY!**



66,341 Products

126 Manufacturers

All Orders Ship Same Day

- Passive Components
- Semiconductors
- Electromechanical
- Connectors/Cable
- Surface Mount and Through Hole

**MOUSER<sup>®</sup>**  
ELECTRONICS

**800-346-6873**

FAX: 817-483-0931

<http://www.mouser.com>  
sales@mouser.com

958 North Main St., Mansfield, TX 76063

CIRCLE 327 ON FREE INFORMATION CARD

**CALL TOLL FREE**  
 (800) 292-7711  
 Se Habla Español

**C&S SALES**  
 EXCELLENCE IN SERVICE

**WRITE FOR A  
 FREE 60 PAGE  
 CATALOG!**



**M-6100**

**Features:**

- Computer Interface and Software with RS-232 Output
- Frequency to 4MHz
- Capacitance to 40nF
- Large 3 3/4 LCD display
- Temperature to 1999°F
- TTL logic
- Data/Peak hold
- Audible continuity
- Auto power off
- Unit indicator
- Diode Test

**\$125.00**

**NEW!**

**TK-3000**  
**\$89.95**

**Tools Included:**

- SR-2 - Deluxe Soldering Iron
- SH-1 - Soldering Iron Stand
- ST-1 - Diagonal Pliers
- ST-2 - Long Nose Pliers
- ST-30 - Deluxe Wire Stripper
- SE-1 - Solder Ease Kit
- ND-3 - 3 pc. Nut Driver Set
- TL-8 - Precision Screw Drivers
- ST-5 - Screw Driver Slotted 3/16"
- ST-6 - Screw Driver #1 Phillips
- ET-10 - IC Puller
- SP-2 - Solder Pump
- ST-20 - Safety Goggles
- ST-9 - Pocket Screw Driver
- ST-4 - Solder Tube
- SW-3 - Solder Wlck




**NEW!**

A professional technician service tool kit in a metal reinforced tool case with heavy-duty handle and locks. A removable pallet handles most of the tools listed with more room for tools and parts in the lower half.

**2MHz Function Generator  
 Model 4010**

- Sine, Square, Triangle, Pulse and Ramp output
- Variable duty cycle

**\$195.95**



**MX-9300 Four Functions in One**

- One instrument with four test and measuring systems:  
 1.3GHz Frequency Counter • 2MHz Sweep Function Generator  
 Digital Multimeter • Digital Triple Power Supply  
 (0-30V @ 3A, 15V @ 1A, 5V @ 2A)

**\$479.95**



**NEW**

**Model XP-581**

- 4 Fully Regulated DC Power Supplies In One Unit
- 4 DC voltages: 3 fixed - +5V @ 3A, +12V @ 1A, -12V @ 1A  
 1 Variable - 2.5 - 20V @ 2A

**\$85**



**Digital Multimeter  
 Model EDM-83B**


**\$169**

- 18 Functions including freq to 20MHz, cap to 40µF, inductance to 40H, True RMS, Data Hold/min./max./avg., TTL logic.

**Digital Multimeter  
 Model M-1700**

**\$39.95**

- 11 functions including freq to 20MHz, cap to 20µF. Meets UL-1244 safety specs.



**Fluke Multimeters**

**70 Series**

- Model 701i ... \$69.95
- Model 731i ... \$97.50
- Model 751i ... \$135.00
- Model 771i ... \$154.95
- Model 791i ... \$175.00

**80 Series**

- Model 83 ... \$235
- Model 85 ... \$269
- Model 87 ... \$289

**B&K Precision Multimeters**

- Model 391 ... \$149
- Model 390 ... \$139
- Model 389 ... \$109
- Model 388A ... \$99
- Model 2707 ... \$79
- Model 2860A ... \$85

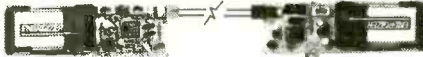
**Kit Corner**

over 100 kits available

**PT-223K**

**\$15.95**

Phone kit with training course.




**Fiber Optics Technology  
 with training course  
 Model FO-30K**

**\$19.95**

**Model AM/FM-108K  
 Transistor Radio Kit**

**\$29.95**



**M-1005K  
 Compact Multimeter  
 Kit**

**\$19.95**  
 6 Functions & Transistor Test



**XK-550 Digital / Analog Trainer**

Elenco's advanced designed Digital / Analog Trainer is specially designed for school projects. It is built on a single PC board for maximum reliability. It includes 5 built-in power supplies, a function generator with continuously sine, triangular and square wave forms. 1560 tie point breadboard area.

**XK-550  
 Assembled and Tested**

**\$169.95**

**XK-550K - Kit  
 \$139.95**

Tools and meter shown optional



**WE WILL NOT BE UNDERSOLD**

**C&S SALES, INC.**

UPS SHIPPING: 48 STATES 5%  
 OTHERS CALL (\$5 min. / \$15 max.)  
 IL RES. 8% TAX

150 W. CARPENTER AVENUE  
 WHEELING, IL 60090

FAX: (847) 541-9904 (847) 541-0710



**15 DAY MONEY BACK  
 GUARANTEE**

**FULL FACTORY WARRANTY**

PRICES SUBJECT TO CHANGE WITHOUT NOTICE

CIRCLE 336 ON FREE INFORMATION CARD

**FREE PROBES  
WITH ALL  
SCOPES**

# OSCILLOSCOPES

Lowest Prices of the Year!

**WRITE FOR A  
FREE 60 PAGE  
CATALOG!**

## Quality Scopes by Elenco

Japan Quality  
But not Japan Prices!  
**Hitachi**  
Laptop Color  
Digital Scopes



150MHz 60MS/s VC-5460 \$3695  
50MHz 30MS/s VC-5430 \$2695  
20MHz 15MS/s VC-5410 \$1795

### 100MHz

VC-6145 - Storage  
4 Channel 100MS/s ... **\$4795**  
VC-6155 - Storage 100MS/s \$3995  
VC-6545 - Storage 40MS/s \$2995  
V-1585 - 4 Channel ..... **\$2095**  
V-1565 w/ Cursors ..... **\$1795**  
V-1560 ..... **\$1595**

### 50/60MHz

VC-6525 - Storage 20MS/s \$2795  
VC-6524 - Storage 20MS/s \$2295  
V-695 - 60MHz w/ Cursors \$1549  
V-555 - w/ Cursors ..... **\$1095**  
V-552 ..... **\$949**  
V-509 - Battery Operated . **\$1795**

### 20MHz

VC-5025A - 20MS/s  
DSO w/ DMM ..... **\$1160**  
VC-5025 - 20MS/s  
DSO w/ DMM ..... **\$935**  
VC-6523 - Storage 20MS/s \$1995  
V-252 ..... **\$449**  
V-209 - Battery Operated . **\$1425**



### 60MHz

**DS-603 \$1350**

- Analog / Digital Storage
- 20MS/s Sampling Rate

**S-1365 \$795**

- Analog w/ Cursors

**S-1360 \$759**

- Analog with Delayed Sweep



### 25/30MHz

**DS-303 \$1095**

- Analog / Digital Storage

**S-1330 \$439**

- 25MHz Analog
- Delayed Sweep

**S-1325 \$335**

- 25MHz Analog

**2 Year  
Warranty**

### OSCILLOSCOPE SELECTION CHART

ANALOG		Sensitivity (max)	No. of Channels	Sweep Rate Max ns/div	Delayed Sweep	Video Sync	Component Tester	Beam Find	Time Base
Model	Bandwidth MHz								
S-1365	60	1mV/div	2	10ns/div	Yes	Yes	Yes	Yes	2
S-1360	60	1mV/div	2	10ns/div	Yes	Yes	Yes	Yes	2
S-1345	40	1mV/div	2	10ns/div	Yes	Yes	Yes	Yes	2
S-1340	40	1mV/div	2	10ns/div	No	Yes	No	No	1
S-1330	25	1mV/div	2	10ns/div	Yes	Yes	Yes	Yes	2
S-1325	25	1mV/div	2	10ns/div	No	Yes	No	No	1

DIGITAL STORAGE		Analog Sen (max)	No. of Channels	Sampling Rate	Memory Channel	Internally Backed Up	Pretrigger %	Output
Model	Bandwidth MHz							
DS-303	30	1mV/div	2	20MS/S	2K	Yes	0, 25, 50, 75	RS232
DS-603	60	1mV/div	2	20MS/S	2K	Yes	0, 25, 50, 75	RS232


### B&K Precision at Discount Prices

#### 20MHz Analog

2120 - **\$389.95**

2125 - **\$539.95**

Delayed Sweep



#### Model 1541C

40MHz

**\$695**

Dual Trace

#### Model 2160

60MHz Dual Trace

**\$949**

Dual Time Base • Delayed Sweep

60MHz with  
Cursors readouts  
and Dual Time Base

Model 2260

**\$1225**

#### Model 2190A

100MHz 3 Channel

**\$1379**

Dual Time Base • Delayed Sweep

### Fluke Scopemeters



91 ..... **\$1225**

92 ..... **\$1525**

96 ..... **\$1795**

97 ..... **\$1795**

97A ..... **\$2945**

99 ..... **\$2095**

Call or write for  
complete specs.

**WE WILL NOT BE UNDERSOLD**

**C&S SALES, INC.**

UPS SHIPPING: 48 STATES 5%  
OTHERS CALL (\$5 min. / \$15 max.)  
IL RES. 8% TAX

150 W. CARPENTER AVENUE  
WHEELING, IL 60090

FAX: (847) 541-9904 (847) 541-0710

CIRCLE 336 ON FREE INFORMATION CARD

**15 DAY MONEY BACK  
GUARANTEE**

**FULL FACTORY WARRANTY**

PRICES SUBJECT TO CHANGE WITHOUT NOTICE

October 1996, Electronics Now

# OCEAN STATE ELECTRONICS

## MAKE CIRCUIT BOARDS THE NEW, EASY WAY WITH TEC-200 FILM

### JUST 3 EASY STEPS

- Copy Circuit pattern on TEC-200 film using any plain paper copier
- Iron film onto copper clad board
- Peel off film and etch



Convenient 8 1/2 x 11 size w/ complete instructions  
**5 SHEETS.....\$ 6.25**  
**10 SHEETS.....\$10.75**  
**20 SHEETS.....\$16.25**  
**50 SHEETS.....\$33.50**

### DELUX CODE KEY

Adjustable, heavy duty brass base with ball bearing pivots. Designed for hard usage. 3/16" plated contacts.  
**\$14.95**



### CODE PRACTICE OSCILLATOR & MONITOR

3" Speaker, Headphone Terminal, Volume & Tone Controls. Uses 1 9V Battery.  
**Kit.....\$19.95**  
**Wired.....\$24.95**



TO ORDER CALL 1-800-866-6626

OR

401-596-3080 FAX 401-596-3590

OCEAN STATE ELECTRONICS

PO Box 1458

Westerly, RI 02891

Mail in orders please include \$5 S/H

CANADA \$12.00-OVERSEAS \$15.00

ALASKA & HAWAII \$12.00

Minimum Order \$10.00 (before shipping)

Visa and MasterCard Accepted

WRITE FOR FREE CATALOG

### MAGNET WIRE

Enamel coated solid copper. For winding coils, transformers, toroids. 1/4lb spools.

#14.....\$4.00	#28.....\$4.85
#16.....4.00	#30.....4.85
#18.....4.00	#32.....4.85
#20.....4.00	#34.....6.25
#22.....4.25	#36.....6.85
#24.....4.25	#38.....6.95
#26.....4.85	#40.....7.85

### VARIABLE CAPACITORS

#### BROADCAST TYPE - 1/4" SHAFT

1 GANG 14-365PF	\$12.95
2 GANG 10-400/10-400PF	\$19.95

MANY MORE TYPES AVAILABLE FROM SMALL AIR TRIMMERS TO LARGE 4KV TUNER TYPES

### VERNIER DIALS

1-1/2 Diameter 0-10 Marking	\$10.95
1-1/2 Diameter 0-100 Marking	\$14.95
2" Diameter 0-100 Marking	\$15.95

### SIGNETICS NE602AN \$2.49

### MINI-CIRCUITS SBL-1 \$7.95

### REGULATED POWER SUPPLIES

13.8V DC OUTPUT. 120V AC INPUT.

**3 AMP.....\$24.95**

**5 AMP.....\$29.95**

**6 AMP.....\$39.95**

**10 AMP.....\$49.95**

**20 AMP.....\$119.95**

**30 AMP.....\$139.95**

### SINGLE INJECTOR/TRACER KIT

Both a signal generator and receiver. Use it to check out an amplifier, stage by stage. Also tests AM radios IF and RF stages. You can pin point where a defective part exists. Will transmit and receive simultaneously. **\$19.95**



## Robotic Arm Kit \$180.00



Build your own Robotic Arm. The kit comes complete with all hardware, base enclosure, structural components, servos, servo controller kit, software and an illustrated assembly manual. Makes an excellent addition to a small mobile robot base. Great for teaching motion control.

S&H charges; USA \$7.50, international \$15.00 (surface) or \$25.00 (air mail). 10% off for 10 or more. IL residents add 6.25% to total.

Send check or money order to:  
 Technical Service & Solutions  
 104 Partridge Road  
 Pekin, IL 61554-1403 USA

We accept  
 Mastercard  
 and Visa

Tel: 309-382-1816  
 Fax: 309-382-1254  
 www.lynxmotion.com  
 jfrye@mtco.com

# Precious Life

This nurse was once a patient at St. Jude Children's Research Hospital. She fought a tough battle with childhood cancer. And won.

Until every child can be saved, our scientists and doctors must continue their research in a race against time. To find out more, write St. Jude Hospital, P.O. Box 3704, Memphis, TN 38103, or call 1-800-877-5833.



**ST. JUDE CHILDREN'S  
 RESEARCH HOSPITAL**  
 Danny Thomas, Founder


\$449<sup>95</sup>

## Device Programmers

\$139<sup>95</sup>

48 PIN  
ZIF

Connects to standard  
PC parallel printer port



9 1/2 x 5 3/4 x 1 1/4

**EMP-20**

- Easy to use software, on-line help, full screen editor

### Fast Programming (EMP-20)

27C010A, 23 seconds

28C020, 34 seconds

27C040, 95 seconds

### Made in USA

- 1 Year Warranty

- Technical Support by phone

- 30 day Money Back Guarantee

- FREE software upgrades available via BBS

- Demo SW via BBS (EM20DEMO.EXE) (PB10DEMO.EXE)


- E(e)proms 2716 - 8 megabit, 16 bit 27210-27240, 27C400 & 27C800,

- Flash 28F256-28F020, (29C256-29C010 (EMP-20 only))

- Micros 8741A, 42A, 42AH, 48, 49, 48H, 49H, 55, 87C51, 87C51FX, 87C751,752

- GAL, PLD from NS, Lattice, AMD-16V8, 20V8, 22V10 (EMP-20 only)

### PB-10 Internal Card for PC



2 ft. Cable

40 PIN  
ZIF

FOR MORE INFORMATION CALL

4630 Beloit Drive, Suite 20  
 Sacramento, CA 95838  
 (Monday-Friday, 8 am-5 pm PST)

**NEEDHAM'S ELECTRONICS, INC.**



C.O.D.




**(916) 924-8037**

**BBS 916-924-8094**

**FAX 916-924-8065**

## MYSTERIOUS RF OCEAN BEACON WITH STROBE/FLASHER



Here's What's Inside.

**Unusual Item!**

Consists of the "insides" of a very sophisticated ocean beacon. Perhaps these were designed to track and transmit at VLF ocean currents, track storms, show hazardous locations in the ocean, shipwreck locations, etc.-We don't know!

These are brand new and are about 14 1/2" Tall x 6 1/2" Dia. They have a round antenna device near the top, and a bright strobe tube that flashes at the very top. The circuit board operates from 12VDC and the strobe tube starts to flash about once a second when power is applied. We think that it also has a built-in transmitter as it has quite a few coils (however these could also be for an RF receiver, or both transmitter and receiver) We have no specs, schematics or other info on these. Circuitry consists of several hundred parts including an 80C31 CPU, a 27C256 RAM, 10 other ICs, various power transistors, a reed switch, various small signal transistors, a quantity of tantalum caps, trimmer caps, resistors, a crystal oscillator that operates at 5.0753125MHz, a 12MHz crystal, a copper/brass shielded circuit area. These were made by Westinghouse and have 3D60376 Rev E marked on the circuit board.

We will give \$500 worth of our catalog merchandise to the first person who can supply us with the schematics, frequency of operation and general operational data on this item-Please call us if you have it!

These are new in manufacturer sealed cardboard boxes- We don't have the outer plastic beacon case or any other data, however, these must have cost a fortune! Here's your chance to own a piece of very interesting technology for experimenting at a tiny fraction of the original cost.

**G7870 \$24.95**


## 12VDC HEAVY DUTY ROBOT MOTOR

Has a 1 1/2" L x 1 1/8" Dia body, and a 1/2" L x 3/32" Dia shaft.



**G7851 79¢**

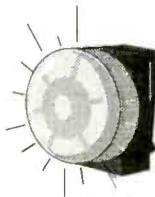
## 100 WATT AUDIO POWER AMPLIFIER IC LM3875



High performance audio power amplifier IC capable of delivering 100 watts in-stantaneous peak output power, or 40 watts continuously into an 8Ω speaker. 20Hz-20KHz. Specs: Signal-to-noise ratio - 95dB(min), output short to ground protection, supply voltage min. - 20VDC, max. - 84VDC, thermal protection, spike protection. Great for stereo power amplifiers (requires 2 units), self-powered speakers, surround sound amplifiers, etc. TRA11B, 11 pin power package. Prime with specs and simple application circuit diagram.

**G6943 \$4.50**

## BRILLIANT OUTPUT BICYCLE/ JOGGER WARNING LIGHTS



These small warning lights operate from 2 AA batteries (not included) and produce brilliant flashes of light to warn approaching motorists of your presence. Clips onto belt or the back of your bicycle seat with the built-in clip. These appear to be brighter than the popular rectangular units that we have seen and we are selling them for much less. Size: Approx 2 3/4" dia. x 2" thick. Brand new in retail card packaging. We have two types!

**Brilliant Red G7863 \$8.95**  
**Multicolor G7864 \$9.95**  
(red, green, yellow)

NOTE: All sale prices advertised are valid only through the month of the cover date.

**For Phone Orders Call 800-445-0697**  
**or Fax Your Orders to (602) 451-9495**

**ELECTRONIC GOLDMINE**

Minimum Order: \$10.00 (plus \$5.00 Shipping and Handling). We accept MasterCard, Visa and personal checks, however, we cannot accept personal checks on orders outside the United States. Canadians and orders that need US MAIL, send minimum \$5.00 S&H. Minimum Foreign Order Amount: \$50.00 (plus shipping and handling).

**ELECTRONIC GOLDMINE**  
PO Box 5408  
Scottsdale, AZ 85261

## PHONE ORDERS 800-445-0697

IF YOU CAN'T FIND WHAT YOU ARE LOOKING FOR, CALL FOR A FREE COPY OF OUR LATEST CATALOG. THIS CATALOG CONTAINS OUR ENTIRE PRODUCT LINE OF ALMOST 4,000 ITEMS AND IT IS STILL GROWING!


## HANDY MULTIMETER VOM



Made by GB this handy pocket sized multimeter tests AC volts from 0-400V, DC volts from 0-400V, DC Current from 0-200mA, resistance from 0-20 MegaΩ. The neat aspect of this meter is that it's only about 4" x 2" x 3/8" thick and it has built-in probes and a protective case. Features autoranging, 3.5 digit LCD readout, data hold button and comes with 2 watch batteries for power. Brand new in retail packaging, Model GDT-800. Accuracy: ±2% of reading ACV, DCV; ±5% of reading in ohms.

**G7867 \$12.95**

## SUPER LED ASSORTMENT



YOU GET LEDs IN THESE COLORS:

- RED
- ORANGE
- YELLOW
- GREEN

Assortment of all types, colors, sizes and shapes of prime quality LEDs. Our largest and most spectacular assortment contains 250 pieces.

**G7436 \$10.00**

## CABLE READY PLUS™



Back panel

These were made to restore the VCR features you like to use that your cable box takes away. Allows you to record a selected station tuned in on the cable box while watching a completely different one from your VCR tuner. Also restores PIP on TV's that have this feature!

We made a special closeout purchase of these units from the manufacturer as they will no longer offer this item (due to the fact that a few cable companies are scrambling the channels which prevents this device from working in some areas of the country). Because of this fact some of these may have been customer returns, however, they are like new and come with all accessories, and instruction manual in an attractive retail package!

Even if your cable company is scrambling the signal you'll want to own one of these as they have a very sleek black (6 5/8" x 5 1/8" x 1 3/8") metal and plastic case which can be used in making your own professional looking projects and has a built-in video amp with various electronic parts. Features a power on/off switch with red LED power on indicator, two 3' F to F cables, two 6' RCA to RCA cables, and an AC adapter.

Only

**G7370 \$8.95!**

## XENON STROBE TUBE

Approx 1 3/16" L x 5/32" Dia.

100/\$25.00  
1,000/\$220.00  
10,000/\$2,000.00

**G7852 49¢**

## GRAYHILL KEYBOARD



These are high quality keyboard switches by Grayhill. Part # 86YY3515-1 G-96-008-J-9611. They feature white buttons on a black base as shown. The pads are the type that give you a click to let you know for sure that an entry was made (not like the cheap membrane types). Size: 2 3/16" x 3".

**G7857 \$1.49**

## MISSILE/ARTILERY NOSE CONE




UNIQUE ITEM!

We are not sure what these are from, perhaps a Howitzer shell or some military missile. What we do know is that they are brand new, hollow and made out of what we believe is spun aluminum that has been polished. They are precision made and have an inner threaded base with 4 small gripper points on the outside of the nose cone to tighten it onto the body of the missile. The overall size of nose cone is about 6 1/4" tall x 3 1/4" dia. at base. Brand new but may have some tarnish from being stored (just polish them up). Great conversation piece.

**G7172 \$8.00 ea. 4/\$30.00**

## DELUXE SMD LEARN TO SOLDER KIT



A great way to gain experience in soldering, identification and use of Surface Mount Device (SMD) Technology. Includes a practice section and a working LED flasher. Uses 9V battery (not included). Size of PC board: 2" x 3"

**C6719 \$8.69**

# EARN MORE MONEY!

## Be an FCC LICENSED ELECTRONIC TECHNICIAN!



No costly school. No commuting to class. The Original Home-Study course prepares you for the "FCC Commercial Radio-telephone License." This valuable license is your professional "ticket" to thousands of exciting jobs in Communications, Radio-TV, Microwave, Maritime, Radar, Avionics and more...even start your own business! You don't need a college degree to qualify, but you do need an FCC License.

**No Need to Quit Your Job or Go To School**  
This proven course is easy, fast and low cost! **GUARANTEED PASS**—You get your FCC License or money refunded. **Send for FREE facts now. MAIL COUPON TODAY!**

Or, Call 1-800-932-4268 Ext. 210

### COMMAND PRODUCTIONS


FCC LICENSE TRAINING, Dept. 210  
P.O. Box 2824, San Francisco, CA 94126  
Please rush FREE details immediately!

NAME \_\_\_\_\_  
ADDRESS \_\_\_\_\_  
CITY \_\_\_\_\_ STATE \_\_\_\_\_ ZIP \_\_\_\_\_

## Motion Control System

\$299.95

**INCLUDES NEW!** (3) Slot Motherboard, Dual Stepper Controller Card, 12VCT 3 Amp Transformer, (2) Stepper Motors, Easy to use I.B.M Software!



### Complete System "Nothing more to Buy!"

Unit# SCK-2000

- \* Design Robots, Plotters, Laser Systems, CNC Machines!
- \* Drives (2), 100 step, 3.6 degree, 4 Phase Stepping Motors!
- \* Unipolar 12v motors full step control. Torque is 8oz inches!
- \* Bi-Directional 8 Bit Read and Write Port!
- \* Board Addressable, 16 Possible Choices!
- \* Fits in Standard 19" inch Card Rack!
- \* Connects to any compatible I.B.M. LPT Port (1,2,3).
- \* With Additional Cards Control 32 Motors on 1 LPT Printer Port!
- \* Features Include: Variable Speed, Step, Range, Direction, and On/Off Control!
- \* System is expandable, Add I/O cards, Slave cards, and Amplifier cards.
- \* Free QBasic & Gwbasic Source Code \$ 59.95 value! \*

Send Check or M.O. to:

**CYBERMATION**

"Intelligent Controllers"

Call Us Today!

Tel (714) 879-2000

Fax (714) 992-2082

Visa/Master/Amex Charge Accepted

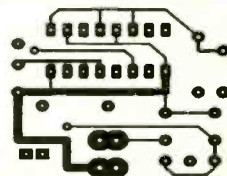
1943 Sunny Crest Dr., Suite 288,  
Fullerton, CA 92635

Units are in stock and ready to be shipped!  
\* Add \$12.00 S&H: CA residents please add sales tax \*

### CADPAK for Windows

## PROFESSIONAL SCHEMATIC CAPTURE AND PCB SOFTWARE

NEW PRICE FOR WINDOWS!! \$199



ISIS is an Easy To Use Schematic Drawing Tool.

- Automatic wire routing & dot placement.
- Exports diagrams to other applications.
- Full control of drawing appearance.
- Libraries with thousands of components.

Powerfull CAD Software for PCB Generation

- Advanced routing
- Libraries, including SMT
- Includes Gerber Viewing
- Fast & Easy to use.
- Exports diagrams to DTP.
- 30" x 30" board

## LOW PRICES!

STARTS AS LOW AS \$199 FOR WINDOWS, \$159 FOR DOS

PRICES IS IN US FUNDS - PLEASE INCLUDE \$15 S/H

### R4 SYSTEMS INC.

1100 GORHAM ST. SUITE 118-332  
NEWMARKET ONTARIO  
CANADA L3Y 7V1

905 898-0665 FAX 905 898-0683 BBS 905 898-0508

FREE DEMO  
WRITE OR CALL  
TODAY

Internet r4system@astral.magic.ca



## CABLE CONVERTERS/DESCRAMBLERS

★ ★ ★ ★ SUPER BUYS ★ ★ ★ ★  
★ FULLY REFURBISHED UNITS ★

TOCOM™ JERROLD™ SCIENTIFIC ATLANTA™ ZENITH™ PIONEER™  
"WE SERVICE MOST PRIVATELY OWNED CABLE CONVERTERS"

Phone (219) 935-4128



SORRY, NO INDIANA SALES

## NATIONAL CABLE BROKERS

1801 W. JEFFERSON ST., PLYMOUTH, IN 46563

**OUR POLICY:** All products carry a two year warranty. Warranty covers parts and labor and return shipping.  
**WARNING:** Theft of cable services is a crime. National Cable will not knowingly defraud any pay TV operator and we will not assist any individual or company in doing the same.

ABC ELECTRONICS 315 7TH AVE N. MPLS. MN. 55401  
(612)332-2378 FAX (612)332-8481 30 DAY WARRANTY  
WE BUY TEST EQUIPMENT AND COMPONENTS.

TEK 453 50 MHZ OSCILLOSCOPE	\$200.00	TEK 7844 400MHZ O-SCOPE FRAME	\$400.00
TEK 475 200 MHZ OSCILLOSCOPE	\$500.00	TEK 485 350 MHZ OSCILLOSCOPE	\$600.00
TEK 7633 100MHZ STORAGE O-SCOPE FRAME	\$300.00	TEK 7623 100MHZ STORAGE O-SCOPE FRAME	\$300.00
TEK 7104 1GHZ O-SCOPE	\$2750.00	TEK 7403 60 MHZ O-SCOPE FRAME	\$150.00
(7104 INCLUDES 7A29, 7A29, 7B10, 7B15)		TEK 7603 100 MHZ O-SCOPE FRAME	\$150.00
TEK 7704A 250 MHZ O-SCOPE FRAME	\$200.00	AVEX SCOPE PROBE 100MHZ X1/X10 NEW	\$35.00
TEK 465B 100MHZ O-SCOPE	\$450.00	HP 8601 110MHZ SWEEP/SIGNAL GENERATOR	\$350.00
FLUKE 37 3.5 DIG DMM	\$100.00	FLUKE 5205A POWER AMPLIFIER	\$2500.00
BECKMAN PPS-100 30VDC 3.5 AMP P-SUPPLY	\$350.00	HP 8012A PULSE GENERATOR	\$400.00
RACAL-DANA 1991 160MHZ COUNTER IEEE	\$500.00	TEK J16/16503 LIGHT METER	\$300.00
TEK 2235 100MHZ O-SCOPE	\$650.00	TEK 2246 100MHZ 4CH. O-SCOPE	\$1500.00
TEK 465B 100MHZ O-SCOPE	\$450.00	TEK DAS 9100 W/PROBES	\$750.00
TEK 475A 250MHZ O-SCOPE	\$600.00	HP 1651A LOGIC ANALYZER	\$1500.00
LEADER LB0516 100MHZ O-SCOPE	\$300.00	HP 3453A 3.5 DIGIT MULTIMETER	\$100.00
HP 141T/8553B/8552B SPEC ANLZ	\$1500.00	HP 141T/8554B/8552B SPEC ANLZ	\$1500.00
GENRAD 1657 RLC BRIDGE	\$750.00	HP 8016A WORD GENERATOR	\$300.00
GENRAD 1658 RLC BRIDGE	\$900.00	TEK 7B53 100 MHZ TIME BASE	\$75.00
TEK 7A26 200 MHZ DUAL TRACE PLUG IN	\$75.00	TEK 7B80 400 MHZ TIME BASE	\$100.00
TEK 7A24 400 MHZ DUAL TRACE PLUG IN	\$200.00	TEK 7B85 400 MHZ TIME BASE	\$125.00
TEK 7B92 500 MHZ TIME BASE	\$125.00	TEK 608 MONITOR	\$650.00
WAVETEK 175 WAVEFORM GEN.	\$300.00	WAVETEK 157 PROG. WAVEFORM SYN.	\$300.00
FLUKE 540B TRANSFER STANDARD	\$1000.00	FLUKE 8010A DMM	\$100.00
HP 3521A WAVE ANALYZER	\$300.00	HP 3523A TIME SYNTHESIZER	\$1000.00
GENRAD 1396B TONE BURST GEN.	\$200.00	SENCORE LC53 CAP-IND. METER	\$400.00
AVCOM PSA-35A SPEC. ANALYZER	\$1000.00	BOONTON 9200	\$400.00
PHILLIPS PM5519G PAL TV GENERATOR	\$1000.00	TEK 7D20 PROGRAMABLE DIGITIZER	\$400.00
DRANETZ 626 DISTURBANCE ANALYZER	\$1500.00	TEK 577 D1 /177 CURVE TRACER	\$1500.00
FLUKE 8505A 6.5 DIG. DMM	\$250.00	KRONE-HITE 3202 FILTER	\$300.00
SYSTRON-DONNER HR60-8C	\$300.00	EMI SCR300-3 POWER SUPPLY	\$300.00
NJE S-325 2500VDC-10MA POWER SUPPLY	\$300.00	HP4324A/478A POWER METER	\$300.00
PTT 5100 TELEPHONE SIMULATOR	\$500.00	PTT 5151 IMPAIRMENTS SIMULATOR	\$500.00
PTT 5000 MODEM TEST SET	\$500.00	HP 6286A 0-20VDC/10A POWER SUPPLY	\$500.00

## Robot Explorer Newsletter

Nano-ants, flying robots, Martian explorers.  
Explore an entire universe of exciting robots.  
8 information-packed issues for only \$14.95.  
Call now! MasterCard/Visa Accepted.

1-(800) GO-ROBOT or 1-(800)467-6268

## CABLE TV CONVERTERS

Equipment & Accessories  
Wholesalers Welcome

Call VISION TIME PRODUCTS  
1-800-310-1153 M-F 8a-8p  
NO TENN SALES

**-SPY, INC.**  
ELECTRONIC SURVEILLANCE & PRIVACY ASSURANCE DEVICES  
Cell & Home Phone Scammers, Covert Video Cameras, State of the Art Electronic Devices  
**"YOU NEVER KNOW WHO'S WATCHING OR LISTENING"**  
For a Full Catalog Send \$5 Check or M.O. to  
**I-SPY, Inc.**, PO Box 1707EN Amherst, NY 14226  
or call (716) 874-1707

## Prototype it..... FAST!

with ProtoQuick 8051 or 8051  
• Complete single board computers  
• Up to 32K EPROM and 8K RAM  
• 12 80 pin, pass-through proto-areas  
• RS232C serial port w/ 25K5 chips  
• Op sys in EPROM w/ source code  
• Assembled, ready to run - \$5. only  
• MS-DOS cross assembler included

ProtoQuick 28 and 8051  
**\$99.00** each  
Software Science  
3700 Reunion Road  
Cincinnati, OH 45244 USA  
(513) 561-2060

Run prototype applications or experimental hardware from the serial port - WITHOUT PROGRAMMING!

## FREE HOME AUTOMATION CATALOG!



Home Controls' color catalog features truly affordable X-10 powerline controls, IR products, CCD cameras, wireless home control devices, security products, drapery controls, audio systems, and everything you can imagine for the remote and automated control of your home!

Call Toll Free  
**1-800-CONTROL**

Contact us by E-Mail: [homectrl@electricity.com](mailto:homectrl@electricity.com)  
Lowest Prices Guaranteed • Same Day Shipping • Superior Technical Support  
No Minimum Order • Fabulous Freebies • Great Selection!



## Restores Horizontal and Vertical Sync Lines from Distorted Analogue Video Formats


For Free Information Package on Completed Units and Pricing

• Call Toll Free •  
**1-800-236-5778**

R.C. Distributing • PO Box 552 • South Bend, IN 46624

## 68HC11 and other PLCC prototype adapters

that fit on a single breadboard strip!  
PLCC sockets mounted on PCB with .25" leads




Patent-pending design for wire wrap, design prototyping & breadboarding

28 Pin-\$ 6.95, 44 Pin-\$ 9.49; 52 Pin-\$ 13.49, 68 Pin-\$ 14.95, 84 Pin-\$ 18.95. All + S/H. Visa/MC/Check

**AMAZE ELECTRONICS CORP.**  
Tel: 800-996-2008 Fax: 408-996-0366  
[amaze@hooked.net](mailto:amaze@hooked.net) [www.hooked.net/users/amaze](http://www.hooked.net/users/amaze)

# Discover DC Electronics

17-Module Course -- Only \$49.95



Contains everything you ever needed to know about DC electronics. Whether you are a professional working in electronics and you want a review of the basics, or a student or hobbyist new to this field and need a good self-paced course, this is the perfect way to get started.

The course starts with basics and assumes you know nothing about electronics. It teaches the required math, how to use a scientific calculator, and the metric notation system. Each module has been written by an electronics instructor, and will directly from a floppy or from a menu-driven system on your hard drive. Every module includes a review, summary, quiz, and a final exam that can be printed out. Important points are animated to make the explanation clear.

System requirements: IBM Compatible, 512K RAM, VGA Color, Hard Drive and DOS 3.2 or newer.



## Here are the Modules

- |   |   |
|---|---|
| 1. Atoms and Electrons                                      | 10. Series / Parallel Circuits          |
| 2. Volts / Current / Resistance                             | 11. Voltage Dividers                    |
| 3. Numbers greater than one<br>Scientific - metric notation | 12. Kirchhoff's Law                     |
| 4. Numbers less than one<br>Scientific - metric notation    | 13. Advanced DC Circuit<br>Analysis     |
| 5. Resistor Color Codes                                     | 14. Capacitors / RC Time<br>Constants   |
| 6. Using Calculators  | 15. Introduction to Magnetism           |
| 7. Ohms Law and Power                                       | 16. Inductors and L/R Time<br>Constants |
| 8. Series Circuits  | 17. Volt/Ohm/Current Meters             |
| 9. Parallel Circuits  |   |

Clagck Inc. P.O. Box 4099, Farmingdale, NY 11735

Send me my course, today! Charge me the special introductory price!

Name \_\_\_\_\_ \$49.95 + \$4.95 shipping

Address \_\_\_\_\_

Address \_\_\_\_\_

City \_\_\_\_\_ State \_\_\_\_\_

Zip \_\_\_\_\_

Payment Enclosed \$ \_\_\_\_\_

Check  Money Order  Credit Card

New York residents add local sales taxes. Canadians add \$6

per order. Credit card orders by phone or fax. Automated

telephone orders 516-293-3751. Fax 516-293-3115.

Allow 4 to 6 weeks for delivery.

### Credit Card Info

MC  Visa

Card # \_\_\_\_\_

Exp Date \_\_\_\_\_

Signature \_\_\_\_\_

## New Surveillance Devices!

**Smoke Alarm and Table Clock Video Cameras**  
 Ultra miniature video cameras hidden in smoke alarm or alarm clock - your choice. Wide field of view and Super .1 lux low light sensitivity! Undetectable!

SC-600 TC-70  
 High quality B/W with 420 lines of resolution for ultra sharp images. Direct output of video and audio. \$219.95 ea.

**Best price on surveillance cameras anywhere!**

**Telephone Transmitter Kit** hidden in dual modular adaptor. Transmits both sides of conversation to any FM radio up to 1/4 mile. "SnapKit" technology. Uses phone line for power and antenna. Goes completely unnoticed. MA-100 \$25.95

High quality cassette deck plugs directly into telephone jack! Records up to 12 hours of conversations on a single cassette. Recording starts and stops automatically when phone is used!

THR-12 12 Hour Telephone Recorder \$99.95  
 Visa/MC (214)255-7490  
 Free shipping! Check/Money orders also accepted.

Seymour-Radix Inc. Box 166055-N Irving, TX 75016  
 Now you can visit us on the internet at <http://www.why.net/home/sr/>

**NEW MULTI FREQUENCY CUBES!**  
 WIRELESS CABLE BOX TESTER  
 EXTERNAL AND INTERNAL MULTI-FREQUENCY  
 WORKS ON ALL MODELS: J\*\*\*\*, SA, PIONEER,  
 ALSO FOR CFT 2200!  
 WORKS EVERYWHERE.  
**AUTOMATIC FREQUENCY FINDER!**  
 60 DAYS WARRANTY  
 QUANTITY DISCOUNT AVAILABLE  
**DEALERS WELCOME!**  
 PH: 718-575-1474 718-768-4963  
 Fax: 718-369-3989  
**E MAIL: 104170.3043@COMPUSERVE.COM**  
 AMEX MO & CDD  
 Pocket cube is a test generator only

**CABLE TV CONVERTERS**  
 Equipment & Accessories  
 Wholesalers Welcome  
**Call VISION TIME PRODUCTS**  
 1-800-310-1153 M-F 8a-8p  
 NO TENN SALES

**Cable Aids Test**  
 Orders Only 1-800-615-9221 Information 407-998-7883  
 Test Chips that fully activate Jerrard, Tocom, Zenith, SA, Pioneer and more. Quick-Board installation!  
 Prices from \$5 to \$49.95 ea. MC SPECIALTIES  
 1 Year Warranty!  
 No FL Sales. Not for use in cable co. owned equip. For test or repair only.

**!!! BROADCAST FARTHER !!!**  
 The model 1525 is a 75-110MHz RF amplifier that connects to mono or stereo FM transmitters and produces a powerful 15-20 watt signal which could broadcast up to 5 miles or more! Requires 75-250 mW drive.  
 Step by step plans complete with part source information and antenna designs... ONLY \$14 PLUS \$2 S&H NO C.O.D.'s

Progressive Concepts  
 BOX 586 STREAMWOOD, IL 60107  
 (708)736-9822 FAX: (708)736-0353

VISA MASTERCARD

**Many Electronics inc**  
**RFT, FTG, PIO-Supers,**  
**Filters, FTG KIT's**  
**800-716-3561 9-7est**

### The Electronic Experimenter's Journal

It's part catalog, part magazine and part data book with kits, parts, plans, articles, and application notes.

Call for your **FREE** copy today

Decco Electronics  
4025 Edwards Rd.  
Cincinnati, OH 45209

**1 800 423-4499**

## BUGGED??

**EAVESDROPPING** is unbelievably widespread! Electronic Devices with amazing capabilities can be monitoring your telephone and room conversations **RIGHT NOW!** Are you sure you're safe? **FREE CATALOG tells you fast!** Includes Free Bonus details on fantastic opportunities now open in Counter-Surveillance field. Exciting, immensely interesting and **EXTREMELY** profitable (up to \$250/hr) full/part-time income. Call Now! **1-800-732-5000**



## The Greatest Thing Since Sliced Bread

No matter how you slice it, our free Consumer Information Catalog is great food for thought.

The Catalog dishes up more than 200 free and low-cost government booklets on subjects such as staying healthy, eating right, finding a job, getting federal benefits, using credit, buying a home, helping your kids, taking care of your car, and much, much more.

To get your free copy, send your name and address to:

**Consumer Information Center  
Department GT  
Pueblo, Colorado 81009**



U.S. General Services Administration

## PROGRAMMERS OVER 50 MODELS

ADVANTECH EETOOLS NEEDHAMS DATA I/O ICE TECHNOLOGY HILO SYSTEM GENERAL CHROMA MODULAR CIRCUIT TECHNOLOGY XELTEK



PROMAX EMP-20 MEGAMAX MEGAMAX4 SIMM/SIP TESTER EMUPA

CALL ADVANTECH LABTOOL	629 EETOOLS SIMMAX
689 ICE TECH MICROLV	795 CHROMA SIMM/SIP
669 EETOOLS ALLMAX +	350 MOD-MCT-EMUPA/R
429 EETOOLS PROMAX	279 MOD-MCT-EMUPA/R
439 EETOOLS MEGAMAX	49 EPROM 1G TO 512K
539 EETOOLS MEGAMAX4	99 EPROM 1G TO 1MEG
429 XELTEK SUPERPRO II	99 EPROM 4G TO 1MEG
529 XELTEK SUPERPRO II P	199 EPROM 16G TO 1 MEG
269 XELTEK SUPERPRO L	99 EPROM 1G TO 8MEG
179 XELTEK ROMMASTER II	129 EPROM 4G TO 8MEG
479 MOD-MCT-EMUPA	250 EPROM 8G TO 8MEG



### General Device Instruments

Sales 408-241-7376 Fax 241-6375 BBS 983-1234  
Web www.generaldevice.com E-Mail icdevice@best.com

### Your Time is Valuable

#### Find VGA video and printer problems fast



Parallel printer tester **\$7995 each**  
VGA pattern generator

Has the printer gone 'round the bend or is it a bad cable or printer card? Is the monitor fried or is it the video card? FOX BOX pocket testers get you to the source of the problem fast. Order today!

*microEngineering Labs*  
Box 7532 Colorado Springs CO 80933  
(719) 520-5323 FAX 520-1867

#### BROADCAST TRANSMITTER

The FMS2 studio quality transmitter is FULLY crystal controlled and programmable to any FM broadcast frequency.

Unit features: ALC, 2:1 compressor, audio buffer / amplifier, pre-emphasis, roll off filter, stereo generator, digital PLL tuning, 75 MHz-125MHz bandwidth, 500mW power output and a special introductory price of only \$295.00 US.

SCHEMATICS FOR UNIT \$27 CATALOG 800-504-1178  
FAX POLL INFO 416-243-1067 TEK LINE 416-243-2260

### Cable TV Descramblers

Converters \* Filters \* Accessories

30 day Free Trial - NO RISK!  
Unbeatable wholesale prices!  
Affordable extended warranty  
1 Year Warranty on all products

Free Catalog

Call the cable professionals!  
Credit Cards Welcome!  
**1-800-379-3976**

*Orion Electronics* Prices starting as low as **\$99!**

## SHOW TIME CABLE



### The Best in Cable Converters & Descramblers

Take a LOOK at the exciting new

## Prelude!



Just **\$339!** We work hard to be the Low Cost Leader!

Shop the rest, then call us to compare. We guarantee you, no other reputable firm can beat our prices!

COD • Master Card • Visa • Amex • Discover  
Show Time Cable • 643 N. 98th Street, Ste. 260 • Omaha, NE 68114

**Your Low Price Leader!**  
Order By Phone, Fax, or Mail  
**800-643-4258**

### BEST DEALER PRICING!

## CABLE DIRECT

CONVERTERS • FILTERS  
DESCRAMBLERS

IMPROVE YOUR IMAGE WITH VIDEO STABILIZERS



**100% MONEY BACK GUARANTEE!**

**30 DAY FREE TRIAL!** FREE Cable TV Catalog.

Now you can tune-in your favorite cable TV programming and **SAVE \$100'S - EVEN \$1000'S** on premium CABLE TV EQUIPMENT.

**MODERN ELECTRONICS**  
**1-800-906-6664**  
2125 S. 156TH CIRCLE • OMAHA, NE 68130

October 1996, Electronics Now



- PRODUCT ENGINEERING
- FIRMWARE DEVELOPMENT

**"QUALITY IS OUR CAPITAL CONCERN."**

**Complete On Site  
Electrical Engineering Lab**

- REVERSE ENGINEERING
- RF CIRCUIT DESIGN & MANUFACTURING

• MICRO CONTROLLER & EPROM HARDWARE & SOFTWARE DEVELOPMENT

From Auto-Routing to CNC Routing to Electronic Assemblies. . .  
**Capital Electronics is Your Best Route For Printed Circuit Boards.**

**DESIGN/LAYOUT**

- CAD LAYOUT SERVICES
- COMPATIBLE WITH ALMOST ALL CAD SYSTEMS
- FROM SCHEMATICS OR SAMPLE PCB'S
- PHOTOPLOTTING SERVICES
- 28,800 BAUDE MODEM

**PRINTED CIRCUIT BOARDS**

- SINGLE & DOUBLE SIDED
- MULTI-LAYER & FLEXIBLE PCB'S
- FROM QUICK TURN PROTOTYPES TO SCHEDULED PRODUCTION RUNS
- FINE LINES, SMT
- ELECTRICAL TESTING
- PRECIOUS METAL PLATING

**ASSEMBLY SERVICES**

- FAST TURN BOARD STUFFING
- WIRE HARNESES
- WAVE SOLDERING
- ACQUISITION OF PARTS
- FINAL TESTING
- TURNKEY SERVICES
- CUSTOM ENCLOSURES

*For Quick & Competitive Pricing or More Information,  
Please Call Us Today!*

852 Foster Avenue • Bensenville, IL 60106

**(708) 350-9510**

Fax (708) 350-9760 • Modem (708) 350-9761

**Internet Access:**

For Automated Info Response:

INFO@capital-elec.com

E-Mail: Quote@capital-elec.com

Web Access: <http://www.capital-elec.com>

CIRCLE 332 ON FREE INFORMATION CARD

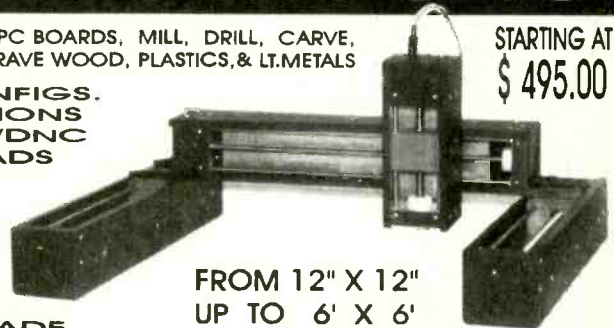
# ASSEMBLE YOUR OWN CNC

## 2.5, 3, & 4 AXIS

ROUTE PC BOARDS, MILL, DRILL, CARVE,  
& ENGRAVE WOOD, PLASTICS, & LT. METALS

STARTING AT  
\$ 495.00

- 3, 4, & 5 MOTOR GANTRY MILL CONFIGS.
- OVER 20 DIFFERENT MODEL - OPTIONS
- PC COMPUTER CONTROLLED CNC/DNC
- IMPORT/EXPORT FILES TO OTHER CADS
- AUTO-BACKLASH COMPENSATION
- PRE-MACHINED HEAVY CASTINGS
- SIMULTANEOUS 4 AXIS MOTION
- OPTIONAL ALUM. WAY-COVERS
- FREE 3D CAD/CAM SOFTWARE
- AVAILABLE IN KITS OR ASSEMBLED
- EXPEDITE SERVICE ALSO AVAILABLE
- .0005" RESOLUTION / AMERICAN MADE



FROM 12" X 12"  
UP TO 6' X 6'

FOR INSTANT SPECS  
• 24 HR. FAX-BACK •

**501-839-8293**

**U.S. CYBERLAB, INC.**  
14786 SLATE GAP ROAD  
WEST FORK, AR 72774

# AND SAVE THOUSANDS.

**\*\*\*CABLE T.V.\*\*\*  
DESCRAMBLERS  
Lowest prices, guaranteed!  
CFS Electronics  
(formerly C & C Electronics)  
(800) 995-1749  
VISA, MC, AMEX, C.O.D.**

**CELLULAR PROGRAMMERS!**

**COPYCAT MOTOROLA CELLULAR PROGRAMMER:**  
program any Motorola Phone up to 951C. Complete  
Assembly: \$999

**COPYCAT KIT ONLY** (unassembled complete with  
instructions): \$750

**ERICSON CLIP** (program through the keypad): \$350  
**OKI 900** modified (up to 5 numbers programmed  
in): \$400

**OKI CHIP** only: \$75

Also different programs available for all brands!  
**FOR DEALERS ONLY MASTER FILES AVAILABLE  
DISCOUNT FOR QUANTITIES.**

PH: 718-575-1474 718-768-4963

Fax: 718-369-3989

E MAIL: 104170.3043@COMPUSERVE.COM


## SURVEILLANCE

**The Latest High Tech  
Professional Electronic Devices**

Our latest catalog offers a **HUGE** selection  
of surveillance, privacy devices including:  
hidden video equipment, electronic kits,  
telephone recording systems, touch tone  
decoders, scanners, telephone tap  
detectors, bug detectors, voice disguisers,  
telephone scramblers, locksmoothing tools,  
and more. **Catalog \$5.00.**

**SPY OUTLET**

P.O. Box 337, Buffalo, NY 14226  
(716) 691-3476/(716) 695-8660



## Quality Microwave TV Systems

**WIRELESS CABLE - ITFS - MMDS  
ATV - INTERNATIONAL - S-BAND**  
Amplifiers • Antennas • Books • Components  
Filters • Systems • Video Products

- RF Frequency 1990 - 2700 MHz
- Cable Ready - VHF - UHF Outputs
- SASE For "FREE" Catalog or Send \$1

## PHILLIPS-TECH ELECTRONICS

PO Box 8533 • Scottsdale, AZ 85252

**CHALLENGER SYSTEM**  
33-Channel 52dB+ Gain  
Complete Grid \$265  
Five Year Warranty  
**FREE SHIPPING**

**ORDER LINE 800-880-MMDS**  
**CATALOG / INFO 602-947-7700**  
**FAX LINE 602-947-7799**  
Visa • M/C • Amx • Disc • COD's • Qty Pricing

CIRCLE 310 ON FREE INFORMATION CARD

## CABLE TV DESCRAMBLERS



We Carry A Full Line Of Premium Converters And Descramblers Compatible With:

- **Scientific Atlanta™ Systems**
- **Jerrold™ Systems**
- **Tocom™ Systems**
- **Zenith™ Systems**
- **Pioneer™ Systems**

**SATISFACTION GUARANTEED  
OR YOUR MONEY BACK!**

**BEST PRICES FREE CATALOG**

Please have the MAKE & MODEL # of your full premium service cable box ready when you call!

## ALLSTAR ELECTRONICS

**800-782-7214**

**HOURS: 9-6 M-F 10-3 Sat EST**

It is not the intent of Allstar Electronics to defraud any pay TV operator. Anyone implying theft of service will be denied assistance. All brand names are registered trademarks of their respective owners & are used for reference only. 110-84 Queens Blvd., 4465, Forest Hills, NY 11375. NO NYS SALES!

## MORE for LESS... Always!

### Best Values for Performance, Features and Dependability

#### DM5050C, 42 Range DMM + CAPACITANCE METER

- Digital Multimeter
  - Resistance - Up to 2,000 MΩ
- Capacitance Meter, Extended Range
  - Up to 20,000 μF (9 Range)
  - Zero Adjust Knob
  - Test Leads and Built-in Socket
  - Check Motor Starting & Running Capacitance
- Triggering Lamp

#### DM5100, 45 Range WIDE RANGE, ELEVEN FUNCTION

- Auto Power Off, Data & Peak Hold
- Measures Wider Range
  - Frequency - Up to 20 MHz
  - Capacitance - Up to 200 μF
  - Resistance - Up to 200 MΩ
  - Current - Up to 20 A AC/DC
- Logic - TTL
- TRHFE

- ± 0.25% Basic DCV Accuracy
- 1.5" Big LCD Display
- 3 1/2 Digit Manual AC/DC Volt & Amp
- Resistance, Diode
- Continuity Beeper
- Alligator Clip Test Leads
- Double Insulated Jack
- Deluxe Holster
  - Lead Holders
  - Velcro Hanger
- Tilt Stand



**\$89**



- Prices start at \$44.95, measuring AC/DC 10 Amp. & Volt, Resistance, more and including protective Holster
- Lots more High Standard Test Instruments available  
All in One Instrument, Oscilloscope, Power Supply, Function Generator, Freq. Counter, Multimeter, Capacitance, Engine Analyzer, Clamp-On, Electrical Tester and More.
- See your local distributors or Call for Catalog

**Bel MERIT**  
SOLUTIONS FOR THE TEST INSTRUMENT

26242 Dimension Dr., Suite 110  
Lake Forest, CA 92630  
(714) 586-3700 • FAX (714) 586-3399

CIRCLE 335 ON FREE INFORMATION CARD

### New! Surveillance, & PIC microcontroller, project kits.

Most kits use surface mount technology. Among the kits are an ultra small wireless FM mic, and our new phone transmitter SLeach™. All kits include our exclusive surface mount soldering guide. Many kits under \$20, call!

**Pager Decoder Interface for your PC,**  
**Only \$19.95 + S&H**  
includes shareware software.

We carry the TDA2005  
20W Power Amplifier IC.  
Great for auto alarm projects!

### Order 1-800-417-6689

Mon. - Fri. 9AM-5PM ET.  
Visa, MC, Money Orders  
IEC, P O Box 52347, Knoxville, TN  
37950-2347


Sorry, no refund for used kits.  
Do not use these devices without authorization from your local officials.

Prices subject to change. No TN sales.  
This ad quotes cash discount pricing.  
Returns are subject to a restocking fee.

©1996 IEC

# ADAPT-11 68HC11 Module for Solderless Breadboards

- miniature 2.0" by 2.8" module
- plugs vertically into solderless breadboard
- reset circuit, button, & mode select switch
- RS-232 int., SV reg. & ext. pwr. conn.
- all I/O lines on dual row connector
- programs 68HC811E2 & 711E9 chips



Starter Package comes with ADAPT-11 module, 68HC811E2 microcontroller with 2K EPROM on-chip (re-programmable in circuit 1000s of times; no EPROM programmer or eraser required), PC serial cable for downloading code, Motorola Programming Reference Guide, ADAPT-11 User Manual, freely distributable 68HC11 software, and demo program. #AD11-SP \$74.95 + \$5 shipping & handling.

### Use PLCCs in your Solderless Breadboard!

- Solderless breadboard socket adapters for all popular PLCC sizes.
- Vertical design saves space on breadboard.

Also available: Solderless breadboard adapters for D19 & D125, and IDC (ribbon cable) connectors, from \$5.

Visa, MasterCard, AmEx, Discover

## TECHNOLOGICAL ARTS

309 Aragona Blvd., Suite 102, Box 418, Va. Beach, VA 23462  
1644 Bayview Avenue, Box 1704, Toronto, ON M4G 3C2  
voice/fax: [416] 963-8996 www.io.org/~techart

# "NOW BUYING" \$\$ BEST PRICES \$\$ AVAILABLE

**SCIENTIFIC ATLANTA™**  
8536 THRU 8600

**ZENITH™**  
1086 THRU 1612

**TOCOM™**  
5503A  
VIP THRU 5507

**PIONEER™**  
5135 THRU 6300

**JERROLD™**

DPV7  
DPBB7  
DPV70  
DPBB70  
CFT

**Midwest's Largest Brokers**  
(We buy quantities of one to one thousand units)

**NATIONAL CABLE BROKERS**  
(219) 935-4128

# Smart Battery Charger



JUN 87 QST

BY WARREN DION N1BBH

FOR GEL-CELLS or LEAD ACID BATTERIES. Features: Precision temperature tracking voltage reference & three mode charging sequence. Standard kit is for 12V @ 1/2 or 1 Amp, user selectable. Can be connected to the battery indefinitely, will not overcharge. Weighs 2 pounds and measures 4"W x 5 1/2"D x 2 1/2"H. Finished enclosure included in kit.

**Complete Kit Only** ..... \$59.95  
**Assembled & Tested** ..... \$79.95

CA Residents add 7.75% sales tax. S&H: \$5.00 (Insured). Foreign orders add 20%. For more info or price list; send legal size SASE (52¢) to:

**A&A Engineering**  
2521 W. La Palma #K - Anaheim, CA 92801  
(714) 952-2114 • FAX: (714) 952-3280

# UPGRADE YOUR COMPUTER!

VISA/MC  
Welcome!

## TECHNOLOGY ASSOCIATES


959 W. 5th St. • Reno, NV 89503  
(702) 322-6875 • Fax (702) 324-3900

www.techass.com • sales@hoopsware.com

Memory	Hard Drives	Motherboards
1Mb (1x8-70 ns) \$111	R 350 Mb IDE \$148	486xxx VLB, 256K \$80
4Mb (4x8-70 ns) \$261	WD 850Mb IDE \$199	486xxx PCI, 256K \$95
4Mb (1x32-80 ns) \$29	WD 1.2Gb IDE \$225	Parium xxx, Intel Triton, 256K pipeline \$135
8Mb (2x32-80 ns) \$58	See 2 1Gb IDE \$325	Parium xxx, Intel Triton2, 512K pipeline \$175
16Mb (4x32-80 ns) \$115		
32Mb (8x32-80ns) \$230		
CPU's	Video Cards	Modems
Cyrix 486DX2-80 \$25	256K ISA VGA \$24	14.4 Int Fax/Modem \$39
AMD 486DX4-100 \$38	Trident 9800 1Mb ISA SVGA \$38	28.8 Int Supra PNP Fax/Modem \$118
Cyrix 586-133 \$49	Trident 9440 1Mb VLB SVGA \$45	28.8 Int Fax/Modem w/Voice \$125
Cyrix 586-100 \$140	SIS 1Mb PCI SVGA \$41	28.8 Int USR Fax/Modem Windows/PNP \$150
Intel Pentium 100 \$150	SVGA WMPGE \$55	
Cyrix 586-120 \$180		
Intel Pentium 120 \$215		
Intel Pentium 133 \$285		
Intel Pentium 150 \$399		
Cyrix 586-133 \$440		
Intel Pentium 166 \$509		
Sound Cards	Miscellaneous	Controller Cards
16-bit Sound Blaster Pro compatible \$40	NEC 1.44Mb FDD \$31	ISA Mult I/O IDE, FDC, 25/19/1G \$13
16-bit SB Pro PnP \$82	TEAC 1.2Mb FDD \$60	VLB Mult I/O, EIDE, FDC, 25(16550), 1P/EPC, EPP/1G \$18
Sound Blaster 32 PnP \$162	8X CD-ROM IDE \$84	
	8X CD-ROM IDE \$94	
	Colorado Titan T1000 850Mb tape drive \$185	
	3-button serial mouse \$9	
	Soft-resist 101-key \$20	

Prices and availability subject to change without notice.  
**CALL FOR DAILY LOW PRICES!**

# BAC552ES CONTROLLER



- Enhanced BASIC Language
- Philips 80C552 MCU
- 6"x9" circuit board
- 10 5A relay outputs
- 3 LED or logic outputs
- 16 opto-isolated inputs
- 8 ch. 10 bit analog inputs
- 2 ch. 8 bit analog outputs
- Real Time clock/calendar
- 128K Static RAM
- 128K FLASH memory
- 256 byte serial EEPROM
- 3 serial ports (RS232C/485)
- IIC bus expansion
- Plug-on I/O terminal blocks
- Single 12Vdc operation

**APPLICATION READY ONLY** \$334.90  
Includes 514.95 Connector Package!

APPLICATIONS: Industrial control • HVAC systems • security • home automation • data logging • remote control & monitoring

**SYLVA Control Systems** a division of Sylva Energy Systems Inc.  
519 Richard Street, Thunder Bay, Ontario, Canada P7A 1R2  
ph. 807-768-2487 Fax 807-683-6485 888 807-767-0587

WEB PAGE: <http://www.sylvacontrol.baynet.net>  
Email: [sylva@mail.baynet.net](mailto:sylva@mail.baynet.net)

# Printed Circuits in Minutes Direct From LaserPrint!




1. LaserPrint\*
2. Press On\*\*
3. Peel Off
4. Etch

Use Standard Copper Clad Board  
20 Shts \$30/ 40 Shts \$50/ 100 Shts \$100  
Visa/MC/PO/CK/MO \$4 S&H  
Techniks Inc.  
P.O. Box 463  
Ringoes NJ 08551  
ph. 908.788.8249 fax 908.788.8837  
<http://chelsea.ios.com/~techniks>  
Retail Dealer Inquiries Invited

# 16 Bit Control

& Data Acquisition System



from \$299

DSP  
Powerful,  
Easy to use,  
Tons of Memory,  
I/O & features:

- 16.8MHz 68HC16
- RS-232 & RS-485
- RT clock option
- 34 digital I/Os (7 IRQ)
- + LCD/Keypad port
- + 8 ch 10b fast A/D

Affordable "C" compiler/library  
Multi-tasking kernel  
Up to 256K ea. SRAM, FLASH memory

**INTEC INOVENTURES INC.**

Ph: (604) 721-5150 FAX: 721-4191  
<http://www.islandnet.com/~iil>

# GIANT! SPY ELECTRONICS CATALOG

Just Like In The Movies!  
fiber-optics • IR Detectors • UV Powder  
Covert TV Cameras • Phone Transmitters  
Laser/Parabolic Mic's • Nightvision • Wrist Watch  
Cameras • Time Lapse VCR's, Surveillance Counter  
Surveillance • Homing Xmitters • Fiberscopes • Police  
Electronics • Micro-TV's • Phone Bug's • TV Xmitters  
Transmitters • Books/Video's and Much, Much More!

**SECRET EVIDENCE LOCATOR**  
Just whistle your secret  
code and it whistles back  
**\$7.77+2.00 S&H**

CATALOG **Rush!** \$5.00 to CLASSOCIATES  
2801EN Shelterwood, Arlington, TX 76016

# HIGH POWER AUDIO AMPLIFIER CONSTRUCTION

High Power  
Audio Amplifier  
Construction



BP277—Here's background and practical design information on high power audio amplifiers capable of 300±400 watts r.m.s. You'll find MOSFET and bipolar output transistors in inverting and non-inverting circuits. To order your copy send \$6.25 plus \$3.00 for shipping in the U.S. and Canada to Electronic Technology Today Inc., P.O. Box 240, Massapequa Park, NY 11762-0240. U.S. and Canada only. Payment in U.S. funds by US bank check or International Money Order. Please allow 6-8 weeks for delivery.

MA03

# Satellite TV 'BIBLE'

## 4th 'DIGITAL' edition


The acclaimed "bible" of satellite TV  
- ALL the TECHNICAL DETAILS -

- Operation, installation & troubleshooting of analog and digital satellite systems
- The transition from analog to digital TVRO

**1-800-483-2423**

TO ORDER

or for a FREE books/software/video CATALOG



324 pages  
8-1/2" x 11"  
\$30 plus \$4 g/h

AVLIN publications

1905 Mariposa, Boulder, Colorado 80302, USA  
Telephone: 303-449-4551 FAX: 303-939-8720

# HOME AUTOMATION

Largest Selection of Home Automation in The World!

Computer Control of Your Home!

Widest Range of X-10 Devices

- Lighting
- Audio/Video
- Security Systems
- Video Surveillance
- Phone Systems
- Heating/Cooling
- Pet Care Automation



FREE 72 Page Color Catalog!

HOME AUTOMATION SYSTEMS, INC.

151 Kalmus Dr., Ste. L4

Costa Mesa, CA 92626

Questions: 714-708-0610

FAX: 714-708-0614

Call 800-SMART-HOME

24 Hours 800-762-7846

E-mail: [catalog@smarhome.com](mailto:catalog@smarhome.com)  
<http://www.smarhome.com/smarhome>


Don't lose sight of Glaucoma.

**E** NATIONAL EYE HEALTH EDUCATION PROGRAM

## MEMBRANE SWITCH KITS!

FLAT PANEL KEYPADS ASSEMBLE IN MINUTES WITH YOUR LEGEND

AVAILABLE IN 4, 12, 16, 24 & 40 KEY TYPES



CONNECTOR AND BEZEL INCLUDED!

OPTIONAL "CLICKDOMES" AVAILABLE

DSK-4 \$9.89

DSK-12 \$14.29

## INDUSTRIAL TYPES AVAILABLE

MORE THAN 30 LAYOUTS TO FIT MOST APPLICATIONS

CALL FOR FREE BROCHURE

## SIL-WALKER


880 CALLE PLANO, UNIT N  
CAMARILLO, CA 93012

PHONE: (805) 389-8100

FAX: (805) 484-3311

VISA / MASTERCARD

# Move Up to the Ultimate in Robotic Kits.



OWI's "Next Generation" of affordable, rugged Robot Kits challenge the enthusiast to solder circuit boards and mechanically assemble.

Visit our homepage @ <http://www.owirobot.com>

Each OWIKIT also incorporates the basic principles of robotic experiments, sensing and locomotion, guaranteeing an exciting, hands-on adventure of knowledge and fun!

But remember! OWI is the recognized founder and leader in Educational Robot Kits. ACCEPT NO IMITATIONS.



**EK**  
ELEKIT

1160 Mahala Place, Suite B  
Rancho Dominguez, CA 90220-5443

(310) 638-7970  
Fax: (310) 638-8347



Order M - F: 8am - 4pm PST

NEW	ROBOT.TECH.CURR. MV-RTC	Teacher's Manual	158 Pg. Book	74.95
	<b>ELECTRO-MAGNETIC TRAIN</b>			14.95
<b>S-CARGO</b>	OWI-936K	Sound Sensor	47 Pg. Book	29.95
<b>WAO II</b>	OWI-961K	Programmable - Graphic	59 Pg. Book	69.95
<b>SPIDER</b>	OWI-962K	Infrared Sensor	49 Pg. Book	49.95
<b>LINE TRACKER</b>	OWI-963K	Infrared Sensor	48 Pg. Book	49.95
<b>MANTA</b>	OWI-966K	Sound / Touch Sensor	44 Pg. Book	29.95
<b>MOON WALKER</b>	OWI-989K	Solar Sensor	10 Pg. Book	34.95

CIRCLE 326 ON FREE INFORMATION CARD

# What's New...



## from Jensen Tools:

- Multi-Tool Kits
- JTK-34 Tool Kit
- JTK-3300 Tool Kit
- Electric Torque Tools
- JTK-37 DMM Kits
- TDS 64A Tek Bench
- Lantek Pro XL
- Hard Disc Guide
- Support on Site  
CD Rom

Call 800-426-1194  
for Free Catalog

# JENSEN®

7815 South 46th Street  
Phoenix, AZ 85044

<http://www.jensentools.com>

# CLASSIFIED

## MISCELLANEOUS ELECTRONICS FOR SALE

**TUBES:** "oldest", "latest". Parts and schematics. SASE for lists. **STEINMETZ**, 7519 Maplewood Ave., EN, Hammond, IN 46324.

**FIBER-Optic Projects** — Swing into the new technology by assembling tried and true projects recently published. "Practical Fiber-Optic Projects" - BP374 is only \$9.95. (price includes shipping) **ELECTRONIC TECHNOLOGY TODAY INC.**, PO Box 240, Massapequa Park, NY 11762-0240.

**GREEN Thumb Alert**— Electronics enters the Garden! New exciting book points out how gardeners can build simple gadgets to promote success where the elements work against you. Some of the projects are: over/under temperature monitoring, dusk/dawn switching, automatic plant watering, warming cables, etc. "Electronic Projects for the Garden" only \$9.95 (price includes shipping) **ELECTRONIC TECHNOLOGY TODAY INC.**, PO Box 240 Massapequa Park, NY 11762-0240.

**CBers** Order new CB Trick III CB book. Shows CB tune ups, amplifiers, and expert CB info! Send \$19.95 to **MEDICINE MAN CB**, PO Box 37, Clarksville, AR 72830.

**RESISTORS** 20 for \$1.00. LEDs 4 for \$1.00. Catalog \$1.00. **ZIPFAST**, Box 12238, Lexington, KY 40581-2238.

**POOR** reception on your A.M. radio? Our Signal Booster will help. Guaranteed! Send \$2.00 for details (refundable with order). **FALA ELECTRONICS**, PO Box 1376, Dept. 4, Milwaukee, WI 53201.

**MEASURE-control:** Physical conditions, machines, mechanical-electrical devices, processes, with your personal computer. Measurement data via modem if needed. **Eight channel system;** assembled or kit. Connects serial port. Includes: **programs**, comprehensive 70 page, **training manual.** Easy! Affordable! Increase convenience, productivity, knowledge! Request information: **TESTECH**, Box 53743, Lubbock, TX 79453. (800) 299-6971.

**CONVERTER-** descramblers: Examples, Zenith Ztac \$225.00, Scientific Atlanta 85XX \$185.00, 8580 compatible \$215.00, 8600 \$335.00, DPV-7212 compatible \$215.00, Jerrold 400 \$115.00. **All Pioneer test generator** \$150.00. Most makes in stock, COD ok. **MOUNT HOOD ELECTRONICS**, (503) 543-7239.

**SURPLUS** brushless servo motors (3 to 13 HP), controllers. Motorola 68000 computers VGA mono, membrane keypads, RD-232, new, used. Stepper motors. List. **JIM DUBOIS**, 330 State Road 101, Amherst, NH 03031. (603) 673-3645. email: TmpstFugit@aol.com.

**EEPROM** Programmers for quick project development (consult Nov '95 Electronics Now). **EPP-1** Serial Programmer \$49.95 (kit \$39.95). **PEE-1** Parallel Programmer \$54.95 (kit \$44.95). Send check/money order to: **G.Y. XU**, PO Box 14681, Houston, TX 77021. Add \$5.00 (\$6.00 in Canada) S/H.

## PLANS-KITS-SCHEMATICS

**SURROUND** sound decoder using existing stereo. No distortion. Easy to build for under \$20.00. Detailed plans \$12.00. **L. KUYKENDALL**, Box 19941, Amarillo, TX 79114.

**CELLULAR** hackers package. (3) Hacker Bibles, (2) Videos & programming software. \$179.00. **VISA/MC. TELECODE** 1 (520) 726-2833.

**DSS** reverse engineering package. Software, schematics, chip programmer plans, reviews & more! \$49.95. **VISA/MC, TELECODE** 1 (520) 726-2833.

**CRYSTAL** set Handbook — Visit antiquity by building the radios your grandfather built. Assemble a "Quaker Oats" rig, wind coils that work and make it look like the 1920s! Only \$10.95 plus \$4.00 for shipping and handling. **CLAGGK INC.**, PO Box 4099, Farmingdale, NY 11735. US funds only! USA and Canada — no foreign orders.

**FREE Catalog.** 100 Leading-Edge kits. K1, PIC. Full instructions, source code. 1 (800) 875-3214. **SCIENCE FIRST**, 95 Botsford Place, Buffalo, NY 14216.

**BUILD** your own DC motor control. 1 to 480 amps w/surplus parts. **BEYOND ELECTRONICS**, 1 (800) 747-2861. Free catalog.

**AWESOME** kits: Voice changer, levitator, laser, gas sensor and more! Catalog \$1.00. **LNS TECHNOLOGIES**, 20993 Foothill Blvd., Suite 307R, Hayward, CA 94541.

## CABLE TV TURN-ON CHIPS

**SUPER** Cable TV "Test Chips". Provides full service activation. Excellent; instructions & illustrations. **Jerrold Starcom:** DP(V)5, DP(V)7, DPBB7, CFT-2000, CFT-2200 Series. **Pioneer:** BA-5000 thru BA-6700. **Pioneer: Custom Programmer** (Clears E2 & rewrites new I.D. codes). **Scientific Atlanta:** 8500 thru 8600. **Tocom:** 5503-VIP, 5507. **Zenith:** ST-1000 thru ST-5612. **Call Now!! MASTER COMPONENTS.** 1 (800) 233-0570.

## EDUCATION & INSTRUCTION

**ELECTRONIC** engineering. 8 volumes complete. \$109.95. No prior knowledge required. Free brochure. **BANNER TECHNICAL BOOKS**, 1203 Grant Avenue, Rockford, IL 61103.

**ELECTRONICS** to languages; US Military courses. Free catalog. **FTP**, Box 1218E, GlenLake, MN 55345.

**LEARN** VCR repair. Home study. High-profit repairs without major tools. Full or part time opportunities. **P.C.D.I.**, Atlanta, Georgia. Free career literature. (800) 362-7070 Dept. VRL342.

**BASIC** mechanics for electronic technicians. Send S.A.S.E. to **RM COMPANY**, PO Box 2124, Pomona, CA 91768.

## TEST EQUIPMENT

**TEST** Equipment pre-owned now at affordable prices. Signal generators from \$50.00, oscilloscopes from \$50.00. Other equipment including manuals available. Send \$2.00 US for catalog. Refunded on first order. **J.B. Electronics**, 3446 Dempster, Skokie, IL 60076. (847) 982-1973.

**QUALITY** used test equipment for sale. Call, fax or write for list. **RIDGE EQUIPMENT**, PO Box 84, Mt. Airy, MD 21771. (301) 831-7671.

**DMM** Calibration \$15.00 to \$25.00 plus return shipping. Send make and model for availability, cost, and shipping instructions to **LAB CENTRAL**, PO Box 1082, Cedar Rapids, IA 52406-1082.

## SCRAMBLING NEWS

**NEW** cable and digital satellite fixes. **SCRAMBLING NEWS**, 3494 Delaware Ave., Buffalo, NY, 14217-1230. **Voice/FAX** (716) 283-8910. <http://www.scrumblingnews.com>.

## INVENTORS

**REGISTERED** Patent Attorney. Free handbook/advice. Patent/trademark protection for your ideas. 1 (800) 876-6670. **J.P. HALVONIK**.



## CABLE TV

**ATTN, cable box owners.** Order your ID signal and bullet stopper before it's too late. Send \$23.00 to **R.R. ENTERPRISE**, Box 3532, Easton, PA 18043.

**SECRET Cable Descramblers** Build your own descrambler for **Less than \$12.00 in seven easy steps!** Radio Shack parts list and Free descrambling methods that **cost nothing to try**, included. Send \$10.00 to: **INFORMATION FACTORY**, PO Box 669, Seabrook, TX 77586. For VISA/MC, CODs, (713) 922-3512 Anytime!

**CABLE Descrambling** New secret manual. Build your own descramblers for cable and subscription TV. Instructions, schematics for **SSAVI**, Gated Sync, Sinewave, (HBO, Cinemax, Showtime, UHF, Adult) \$12.95, \$2 postage. **CABLETRONICS**, Box 30502R, Bethesda, MD 20824.

**CABLE TV Equipment & Accessories** Wholesale welcome! 30 day moneyback guarantee! Free catalog! **PROFORMANCE ELECTRONICS INC.**, 1 (800) 815-1512.

**CABLE TV Test Chips** for Jerrold, Tocom, Pioneer, Scientific Atlanta, etc... **Quick installation!** New Multi-Mode models available. Prices from \$5.00 each. 1 (800) 786-9025.

**CABLE-safe.** Guarantee cable privacy. The one-way valve for your cable TV signal. Cable signals come in, but they don't go out! \$29.95 + \$3.00 S&H. **VISA/MC/AMEX. ELECTROMAN**, Box 24474, New Orleans, LA 70184. (504) 482-3017.

**"CABLE Unscrambled.** Everything you want to know about cable, but are afraid to ask. \$10.00. **"Descrambler Schematics Revealed."** A powerful guide to descrambling schemes. \$10.00. **"Baseband Video Explained."** Discover what a Baseband Signal is and how it's constructed. \$10.00. Special offer. Get all three for only \$25.00! **VISA/MC/AMEX. ELECTROMAN**, Box 24474, New Orleans, LA 70184. (504) 482-3017.

**UNIVERSAL Descrambler.** Unscramble signals using your VCR as the tuner. Works with virtually any system, this is the only one you need. Declare cable box independence! Fully assembled. \$129.95 + \$5.00 S&H. **VISA/MC/AMEX. ELECTROMAN**, Box 24474, New Orleans, LA 70184. (504) 482-3017.

**"BULLET Buster"**. Protect your cable box against the infamous cable "bullet". The "Bullet" Buster acts as an electronic shield. Installs in-line in seconds. Don't wait until it's too late! \$19.95 + \$3.00 S&H. **VISA/MC/AMEX. ELECTROMAN**, Box 24474, New Orleans, LA 70184. (504) 482-3017.

**CABLE Descrambler!** Anyone can build in seven steps with Radio Shack parts. Plans \$5.00. 1 (800) 818-9103.

**DESCRAMBLE Cable** using simple circuit. E-Z to follow instructions \$10.00. Complete kit with free "Bullet Terminator". \$20.00. 1 (800) 522-8053.

**CABLE Bullet "Terminator/I.D. Blocker."** Electronically shields yourself and your box. Factory direct. Lifetime Guarantee \$14.95. 1 (800) 820-9024.

**CABLE filter**, build your own- plans, parts, PC board, case, \$11.00. **VIDEO MEDIA**, Box 97-0408, Coconut Creek, FL 33097. 1 (954) 752-9202.

**CABLE TV notch filters.** Request our free brochure by calling our voicemail at 1 (800) 433-6319 or write to **STAR CIRCUITS** PO Box 94917, Las Vegas, NV 89193. Prompt reply to all requests.

**CABLE TV descramblers.** Pioneer 6310s, Scientific Atlanta, Jerrold, Warranty. Lowest prices anywhere! Houston, TX (713) 691-4610.

**CABLE test modules/cubes.** Pioneers, S/A, Tocom, Jerrolds. Latest technology. Quantity discounts. Voice/Fax (718) 426-8515.

**CABLE box testers & descramblers.** Jerrold, Tocom. Scientific Atlanta, Pioneer. **REM VIDEO**, (602) 581-1496.

**CABLE TV, descramblers, converters.** Quantity discounts. 30 day free trial. Competitive prices. Call now! 1 (800) 322-0921 **REGAL SALES, INC.**

**ATTN Dealers:** All makes and models of Zenith CATV converters. Guaranteed working, field pulls, completely screened and cleaned anyway you want them! Call (619) 929-0585 ask for **AMY V.**

**DESCRAMBLE** cable with simple circuit added to Radio Shack RF modulator and using VCR as tuner. Instructions \$10.00. **TELCOM**, Box 832 E10, Brusly, LA 70719.

**25+ Master test chip files.** Jerrold, Scientific Atlanta, Tocom, Pioneer, Zenith. Software & book. \$79.95. **TELECODE** 1 (520) 726-2833.

## SATELLITE EQUIPMENT

**FREE catalog** of big dish systems, upgrades, and accessories. Warranted, satisfaction guaranteed. **SKYVISION**, 1012 Frontier Drive, Fergus Falls, MN 56537. 1 (800) 334-6455. See full page ad The Shopper Section.

**THE best television** comes on a **DISH<sup>SM</sup>**. Digital 18" satellite systems, mobile satellite systems, home entertainment accessories, and more. **Free Skyvision 2000 catalog.** **SKYVISION** 800-500-9264; 1018 Frontier Drive, Fergus Falls, MN 56537. See our full page ad in the Shopper Section.

**VIDEOCYPHER II** descrambling manual. Schematics, video and audio. Explains DES, EPROM, CloneMaster, Pay-per-view (HBO, Cinemax, Showtime, Adult, etc.) \$16.95, \$2.00 postage. Schematics for Videocypher II Plus, \$20.00. Schematics for Videocypher II 032, \$15.00. Software to copy and alter EPROM codes, \$25.00. **VCII Plus EPROM**, binary and source code, \$30.00. **CABLETRONICS**, Box 30502R, Bethesda, MD 20824.

**OBTAINING sound** for your **VCII** and **VCII Plus** is easy. No codes needed. **Details** 1 (800) 211-5635.

## COMPUTER HARDWARE

**INTEGRATED** circuits designed to your specs and built. Almost any combinatorial/sequential circuit. 12-bit to 8-bit compression and decompression chip set was designed and built with 10nsec propagation delay max. Send your specs/estimated quantity for price quote. **ELECTROMAG CO.**, PO Box 1463, Pacific Palisades, CA 90272. [electromag@aol.com](mailto:electromag@aol.com).

**ADD ports to your computer.** 8-port or 4-port internal card with cables \$398.00. Also four V.34 modems on one ISA expansion card \$995.00. All new and warranted. **MC/VISA P&B ENTERPRISES**, PO Box 13621, Ft. Wayne, IN 46865-3621. Fax (219) 744-0314.

## THE CABLE TV SUPER CUBE

**THE Mobilizer!!** External "Test Cube" activator. Easy plug-n-play operation. Excellent instructions & illustrations. Supports all DP(V)7. DPBB7. CFT-2000. CFT-2200 series converters. **New enhanced performance features:** Locked box revitalizer! Restore command! Plus much more! **Dealers wanted! Call Now!** **MASTER COMPONENTS** 1 (800) 233-0570.

## BUSINESS OPPORTUNITIES

**EXCELLENT** extra income! Assemble easy products at home. Program Guaranteed! 1 (800) 377-6000 Ext. 6870. Open Sunday.

**LOOKING** for new customers? Get fresh mailing lists. Write **GREENE**, 75 7th Street, Baratania, Trinidad, West Indies.

## SECURITY

**SURVEILLANCE** Privacy security protection. Catalog \$5.00. **SPY EMPORIUM**, 6065 Hillcroft, Suite 413, Houston, TX 77081. (713) 774-1000.

## VIRTUAL REALITY

# VR InfoSource



*"Incredible Value!"*  
-Pam Eifert

*"Bursting with info"*  
-Pat Holt

*"A VR smorgasborg!"*  
-Sid Mirzad

### FIVE GREAT PUBLICATIONS! ONE LOW PRICE!

**Virtual Reality an Exploding Technology** is an exclusive report on the explosion of VR in medical, amusement, consumer and other arenas. Plus news blurbs on market entry by heavyweights & Fortune 500's.

**VR Resource Directory** is your guide to hundreds of companies involved in VR products, books, software, professional trade organizations, clubs, more!

**VRML Primer** explains VRML, building virtual worlds on the internet, great VR worlds to visit on the internet, ABCs of setting up your own internet home page, more!

**Desktop VR** contains a complete primer on using VR on your PC, plus, where to get low cost HMDs (head mounted displays) & other equipment, the famous Mattel Powerglove hack (converting a \$69 Powerglove for use with VR), Powerglove sources, listing of virtual world building software, comprehensive listing of HMD compatibility with popular games & software, more!

**VR InfoMania** contains great listings of internet websites devoted to VR, VR books, VR magazine articles & research papers, internet FTP download sites & VR-related newsgroups, article listings from back issues of VR magazines, where to go to experience real VR, reviews of popular VR books, glossary of VR terms, great VR applications, the future of virtual sex, more!

### FREE BONUS!

The first 1,000 orders will receive the publication **VR Cartoons** featuring dozens of funny cartoons about VR! Yours absolutely FREE! Limited printing, don't miss out! Order today!

**VR InfoSource** **FIVE PUBLICATION SET!**  
Plus FREE BONUS - VR Cartoons!

\$99 Value! **ONLY \$49.95\*\***

Special Introductory Price!  
**ONLY \$39.95\*\***  
Limited Time!

Plus \$3.00 S&H  
Calif. residents add sales tax

2-3 Day Delivery \$7.95  
Fedex Overnight Air \$14.95

**30-Day 100% Satisfaction Money-Back Guarantee!**

**24 HOUR TOLL FREE ORDER LINE** **1-800-951-7100**  
FAX ORDERS 619-485-8968

Send Check or Money Order to: Virtual Reality Publishing  
16486 Bernardo Center Drive, Suite 378, San Diego CA 92128

\*Same day shipping on orders received before 4:00 PM EST. Personal check orders held 2 weeks by check dealer. No COD orders. Int'l orders must be paid in US funds. Call for Int'l S&H charges. 886 participate in the BBB Care Program through the Better Business Bureau of San Diego.

**ORDER TODAY... HAVE IT TOMORROW!™**

## ADVERTISING INDEX

Electronics Now does not assume any responsibility for errors that may appear in the index below.

Free Information Number	Page	Free Information Number	Page		
—	ABC Electronics.....	111	—	Learn Inc.....	1
—	Advance Circuit Design.....	84	179	LG Precision.....	14
—	Aegis Research, Canada.....	92	—	M2L Electronics.....	105
—	AES.....	101	324	Mark V Electronics.....	92
214	All Electronics.....	91	328	MCM Electronics.....	85
—	Allison Technology.....	84	—	Meredith Instruments.....	105
—	Allstar Electronics.....	115	—	Merrimack Valley Systems.....	98
—	Amaze Electronics.....	104	128	MicroCode Engineering.....	13
—	AMC Sales.....	102	—	Micro Engineering Labs.....	113
282	American Eagle Publications.....	93	—	Milestone Products.....	94
—	ARC Sales Ltd.....	94	—	Modern Electronics.....	113
334	Basic Electrical Supply.....	100	327	Mouser Electronics.....	105
—	Baylin Publications.....	117	—	MWK Industries.....	100
335	Bel-Merit.....	115	—	National Cable Brokers.....	111
—	Boss Distributors.....	94	257	Needham Electronics.....	108
—	Bsoft Software, Inc.....	104	258	New Sensor.....	90
333	Butterworth Heinemann.....	99	—	NRI Schools.....	39
336	C&S Sales, Inc.....	106	—	Ocean State Electronics.....	108
332	Capital Electronics.....	114	326	OWI.....	117
321	Circuit Specialists.....	96	262	Parts Express Inc.....	89
—	CLAGGK, Inc.....	38	310	Phillips Tech Electronics.....	115
—	Cleveland Institute of Electronics.....	11	—	Polaris Industries.....	83
—	Command Productions.....	110	325	Prairie Digital.....	100
226	Consumertronics.....	98	264	Print (Pace).....	95
58	Cook's Institute of Elec. Eng.....	8	—	R-4 Systems Inc.....	110
305	CTG.....	102	78	Radio Shack.....	32
—	Cybermation.....	110	—	RC Distributing Co.....	111
—	DC Electronics.....	112	—	RF Parts.....	93
331	Direct Cable Supply.....	82	—	Show-Time.....	113
—	Electronic Goldmine.....	109	—	Sil Walker.....	117
—	Electronic Technology Today.....	14	270	Skyvision Inc.....	87
320	Electronix Express.....	92	—	Street Smart Security.....	86
—	Emac Inc.....	86	—	Tab Books.....	18, 25
330	Foley-Belsaw Co.....	103	—	TC Instruments.....	102
318	Fotronic.....	104	—	TECHMART.....	93
121	Fluke Corp.....	CV2	—	Technical Serv. & Solutions.....	108
—	General Device Instruments.....	113	92	Tektronix, Inc.....	CV3
—	Grantham College of Engineering.....	4	—	Tektronix, Inc.....	7
—	Halcyon Group.....	83	—	Telulex.....	84
—	Home Automation.....	117	275	Timeline.....	88
—	Home Controls.....	111	—	U.S. Cyberlab.....	114
—	IEC.....	115	—	Virtual Reality Publishing.....	119
126	Interactive Image Technologies.....	CV4	—	Visual Communications.....	23
101	ITT Pomona.....	75	98	Wavetek Corp.....	27
319	IVEX Design International.....	101	—	Windjammer Barefoot Cruises.....	23
315	IVS.....	98	—	World College (Div. of C.I.E.).....	31
—	Jameco.....	5	—	WPT Publications.....	101
329	Jensen Tools.....	118	281	Xandi Electronics.....	86

## ADVERTISING SALES OFFICES

**Gernsback Publications, Inc.**  
500 Bi-County Blvd.  
Farmingdale, NY 11735-3931  
1-(516) 293-3000  
Fax 1-(516) 293-3115

**Larry Steckler**  
publisher (ext. 201)

**Christina Estrada**  
assistant to the publisher (ext. 209)

**Arline Fishman**  
advertising director (ext. 206)

**Michele Torriolo**  
advertising assistant (ext. 211)

**Adria Coren**  
credit manager (ext. 208)

### For Advertising ONLY

#### EAST/SOUTHEAST

**Stanley Levitan**  
Eastern Advertising  
1 Overlook Ave.  
Great Neck, NY 11021-3750  
1-516-487-9357  
Fax 1-516-487-8402

#### MIDWEST/Texas/Arkansas/Okla.

**Ralph Bergen**  
Midwest Advertising  
One Northfield Plaza, Suite 300  
Northfield, IL 60093-1214  
1-847-559-0555  
Fax 1-847-559-0562  
bergenrj@aol.com

#### PACIFIC COAST

**Janice Woods**  
Pacific Advertising  
Hutch Looney & Associates, Inc.  
6310 San Vicente Blvd.  
Suite 360  
Los Angeles, CA 90048-5426  
1-213-931-3444 (ext. 228)  
Fax 1-213-931-7309

#### Electronic Shopper

**Joe Shere**  
National Representative  
P.O. Box 169  
Idyllwild, CA 92549-0169  
1-909-659-9743  
Fax 1-909-659-2469

#### Megan Mitchell

National Representative  
1201 N. Rainbow Blvd., #50  
Las Vegas, NV 89108-6819  
1-702-259-7043  
Fax 1-702-259-7043

#### Customer Service

1-800-999-7139  
7:00 AM - 6:00 PM M-F MST

# Overpowered.

**UP TO 2 GS/s SAMPLE RATE**

The highest sample rates you can find in this class.

**THE TEKTRONIX NAMEPLATE**

From the world leader in oscilloscope technology, all the service and support you'd expect.

**FAST FOURIER TRANSFORM (FFT)**

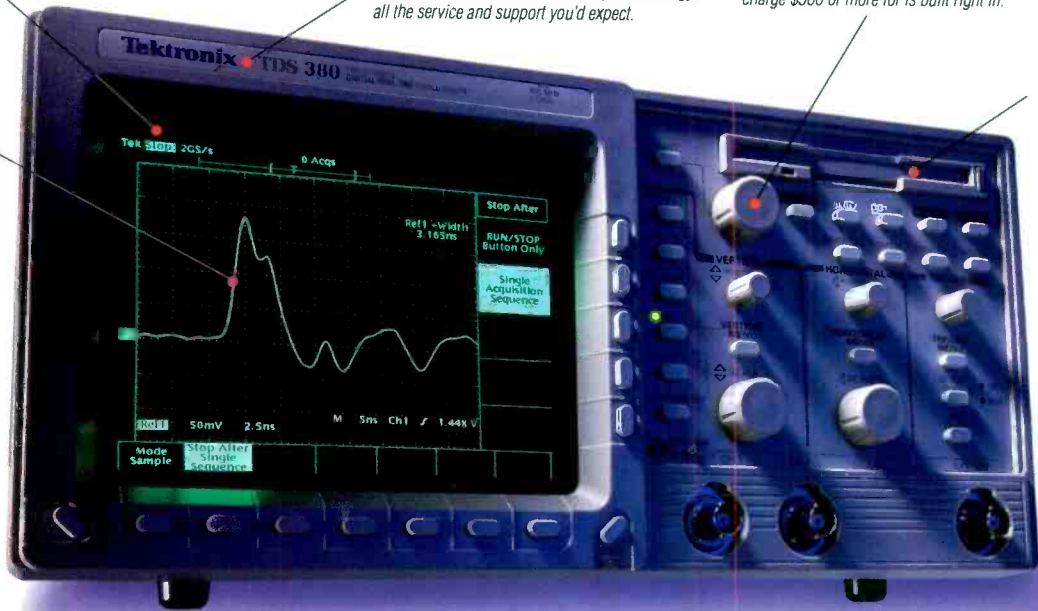
Analyze waveforms faster. What others charge \$500 or more for is built right in.

**FLOPPY DISK DRIVE**

Transfer data directly to your PC for documentation and analysis. A Tektronix exclusive at this price.

**DIGITAL REAL TIME**

Single-shot capture up to 400 MHz on each channel. The power to see reality, not some approximation of it.



# Underpriced.

With the breakthrough new TDS 300 Series, Tektronix redefines the price-performance benchmark in oscilloscopes. Numbers tell the story: A sample rate of up to 2 GS/s and a bandwidth of up to 400 MHz take you to the highest level of performance, Digital Real Time (DRT).

DRT is an exclusive oversampling technology that lets these scopes beat the real-world challenge of displaying infrequent, single-shot events.

You'll see things the other scopes can't even capture. The new TDS 300 Series also offers FFT and Disk Drives – features others charge



hundreds of dollars more for, or don't even have.

The biggest breakthrough, though, is in the number on the price tag. The TDS 300 Series starts at \$2,695. For this price, you get a level of performance you'd expect only in scopes twice as expensive. Contact your Tektronix Authorized Distributor for details, or call 1-800-479-4490, Action Code 471. Or find us on the World Wide Web at <http://www.tek.com/mbd/w471>. And prepare to be overwhelmed.



TDS 340, \$2,695  
100 MHz, 500 MS/s, DRT, FFT



TDS 360, \$3,595  
200 MHz, 1 GS/s, DRT, FFT, Disk Drive



TDS 380, \$4,595  
400 MHz, 2 GS/s, DRT, FFT, Disk Drive



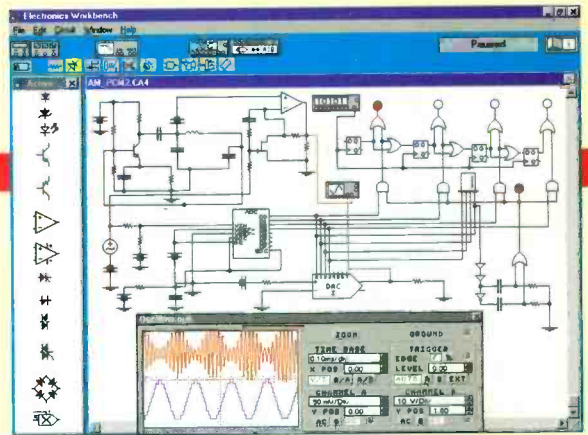
# Better Designs -Faster

## Guaranteed with Electronics Workbench!

Just click and drag to create and edit schematics. Mix analog and digital devices in any combination with full control over values, models and behavior. Try 'what if' scenarios and fine tune effortlessly. And on-screen waveforms always match actual circuit response. You'll create better designs faster—*Guaranteed!*

### Guaranteed Satisfaction

Join over 70,000 customers and experience the power, flexibility and value that only Electronics Workbench offers. Receive unequaled service and free, unlimited technical support by phone, fax, e-mail, WWW, CompuServe and BBS. You'll be delighted. *We guarantee it.\**



### True Mixed-Mode Power

Connect any analog or digital device to any other device without limit. Only Electronics Workbench offers this professional power for under \$2,000.

### Real-World Digital

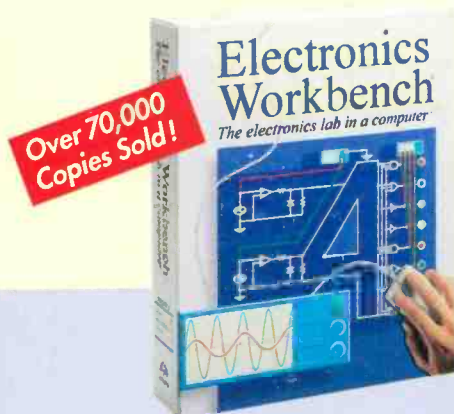
Real-world TTL and CMOS, complete with propagation delays and fanout. Unique at this price.

### 32-Bit Speed

Integrated SPICE analog and native-mode digital simulation in full 32-bit. Unique at this price.

### Real-World Results

Unlimited supply of over 200 components and ICs and 350 real-world models—all perform as real devices.



## Electronics Workbench®

# \$299

### \*30-DAY MONEY-BACK GUARANTEE

VERSION 4.1 FOR WINDOWS 95/NT/3.1, DOS AND MACINTOSH.

Ask about our Engineer's Pack with thousands of additional models and more. Version 4.0 users call for your free upgrade.

# 800-263-5552



Fax: 416-977-1818 Internet: <http://www.interactiv.com>  
CompuServe: 71333,3435/BBS: 416-977-3540/E-mail: ewb@interactiv.com

INTERACTIVE IMAGE TECHNOLOGIES LTD., 908 Niagara Falls Boulevard, #068, North Tonawanda, New York 14120-2060/Telephone 416-977-5550  
TRADEMARKS ARE PROPERTY OF THEIR RESPECTIVE HOLDERS. OFFER IS IN U.S. DOLLARS AND VALID ONLY IN THE UNITED STATES AND CANADA. ALL ORDERS SUBJECT TO \$15 SHIPPING AND HANDLING CHARGE

Australia: 2-519-3933 • Belgium: 2-384-73-09 • Brazil: 11-453-5588 • Canada: 416-977-5550 • Chile: 2-236-0300 • Cyprus: 9-641-801 • Czech Republic: 4-823-454 • Denmark: 33-25-0109 • Finland: 0-297-5033  
France: 1-49-08-90-00 • Germany: 711-62-7740 • Greece: 1-524-9781 • Hungary: 1-215-0082 • India: 11-578-7055 • Indonesia: 21-470-0815 • Israel: 3-647-5613 • Italy: 11-437-5549 • Japan: 3-5395-2126  
Malaysia: 3-774-2189 • Mexico: 5-593-5260 • Netherlands: 10-450-4949 • New Zealand: 9-267-1756 • Norway: 22-16-70-45 • Philippines: 973-27-0118 • Portugal: 1-814-6609 • Singapore: 777-2303 • Slovenia: 61-317-830  
South Africa: 331-6-8309 • South Korea: 2-3452-9757 • Spain: 1-383-8335 • Sweden: 8-740-5500 • Taiwan: 2-366-0080 • Thailand: 2-398-6952 • UAE: 4-453505 • UK: 203-23-3216 • USA: 416-977-5550

CIRCLE 126 ON FREE INFORMATION CARD  
[www.americanradiohistory.com](http://www.americanradiohistory.com)